



US00D569289S

(12) **United States Design Patent**  
**Bender**

(10) **Patent No.:** **US D569,289 S**

(45) **Date of Patent:** **\*\* May 20, 2008**

(54) **KEY FINDER**

(76) Inventor: **Jon Bender**, 6081 Meridian Ave., Suite 70-308, San Jose, CA (US) 95120

(\*\*) Term: **14 Years**

(21) Appl. No.: **29/264,516**

(22) Filed: **Aug. 11, 2006**

(51) **LOC (8) Cl.** ..... **10-05**

(52) **U.S. Cl.** ..... **D10/104**

(58) **Field of Classification Search** ..... D10/104,  
D10/108; D13/168, 207; 362/157, 116;  
D14/138; 340/568.1, 539.32, 539.9

See application file for complete search history.

(56) **References Cited**

**U.S. PATENT DOCUMENTS**

D223,925 S *	6/1972	Hawkins et al.	.....	D13/168
D333,295 S *	2/1993	Weber	.....	D13/168
5,686,887 A *	11/1997	Chen et al.	.....	340/539.19
D391,568 S *	3/1998	Carlson	.....	D14/138
D451,076 S *	11/2001	Sommer et al.	.....	D13/168
6,674,364 B1 *	1/2004	Holbrook et al.	.....	340/568.1
7,230,533 B2 *	6/2007	Hamolsky	.....	340/539.32
D552,562 S *	10/2007	Yamamoto et al.	.....	D13/168
D556,154 S *	11/2007	Poulet et al.	.....	D13/168

**OTHER PUBLICATIONS**

Smart Find Remote Control Key Locator; www.brookstone.com website, Aug. 2006.

Key Tracker; www.brookstone.com website, Aug. 2006.

Find One, Find All Key Find All and Remote Control Locators; www.findonefindall.com website, Aug. 2006.

Wireless Key Finder; www.igadget.com.au website; Aug. 2006.  
Finderzkeyperz; www.finderzkeyperz.com website, Aug. 2006.

\* cited by examiner

*Primary Examiner*—Robert M. Spear

*Assistant Examiner*—George D Kirschbaum

(74) *Attorney, Agent, or Firm*—Dergosits & Noah LLP;  
Michael E. Dergosits

(57) **CLAIM**

The ornamental design for a key finder, as described and shown in FIGS. 1 through 7, inclusive.

**DESCRIPTION**

FIG. 1 is a perspective view of a key finder showing my new design;

FIG. 2 is a front view thereof;

FIG. 3 is a back view thereof;

FIG. 4 is a top view thereof;

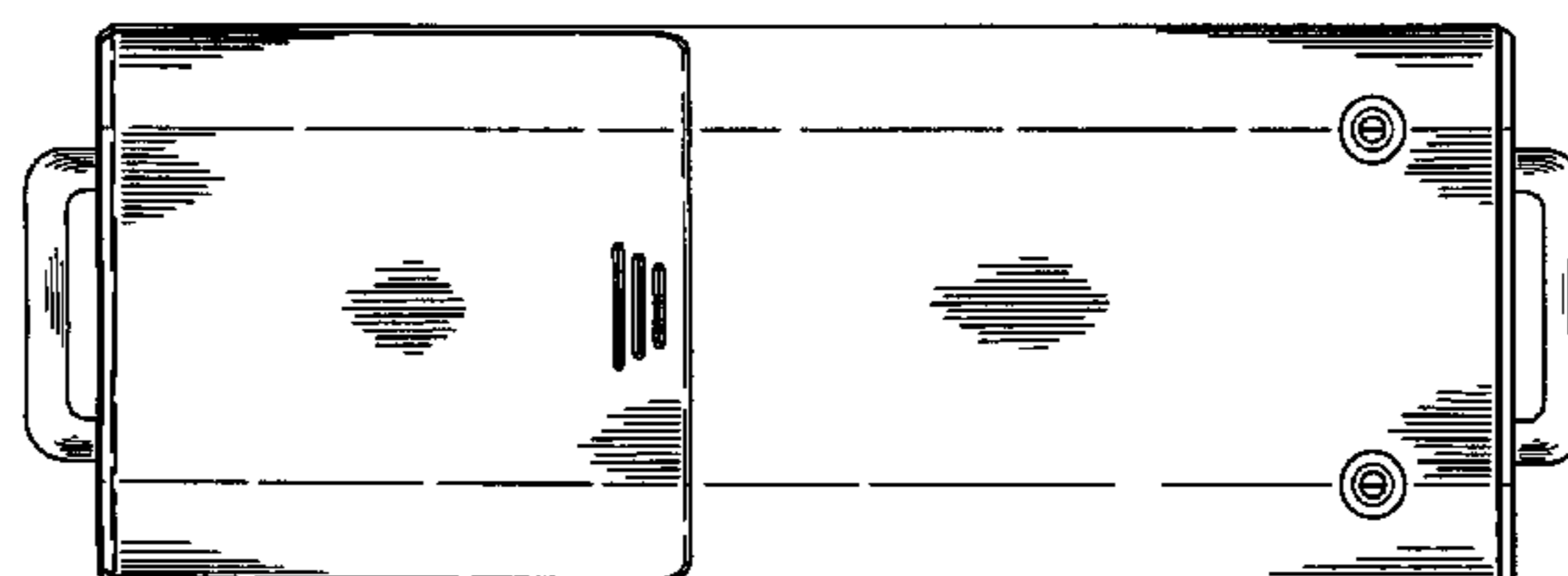
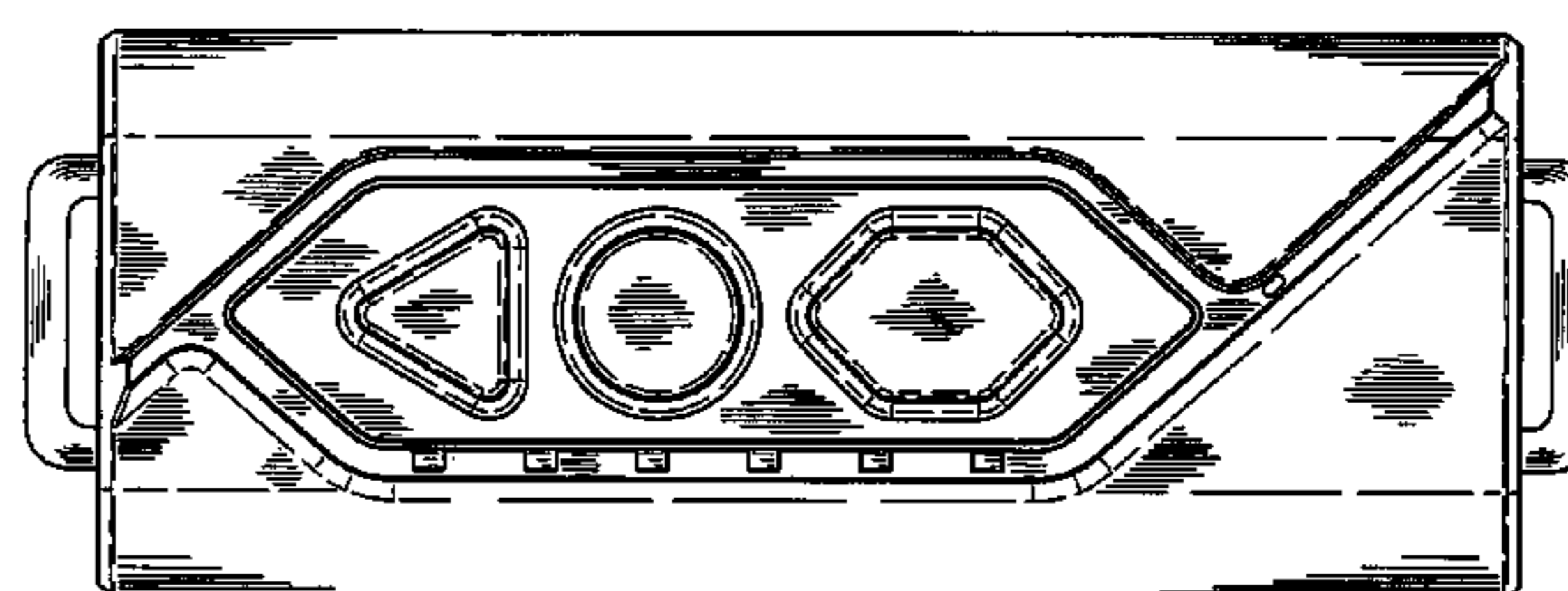
FIG. 5 is a bottom view thereof;

FIG. 6 is a right side view thereof; and,

FIG. 7 is a left side view thereof.

This design is not limited to the exact details shown in the drawings, since equivalents and colorable imitations thereof will be evident to a person of ordinary skill in the art. Thus, within the scope of the appended claim, which is intended to cover only the ornamental and novel elements shown in the drawings, the invention may be practiced otherwise than as specifically shown and described herein.

**1 Claim, 2 Drawing Sheets**



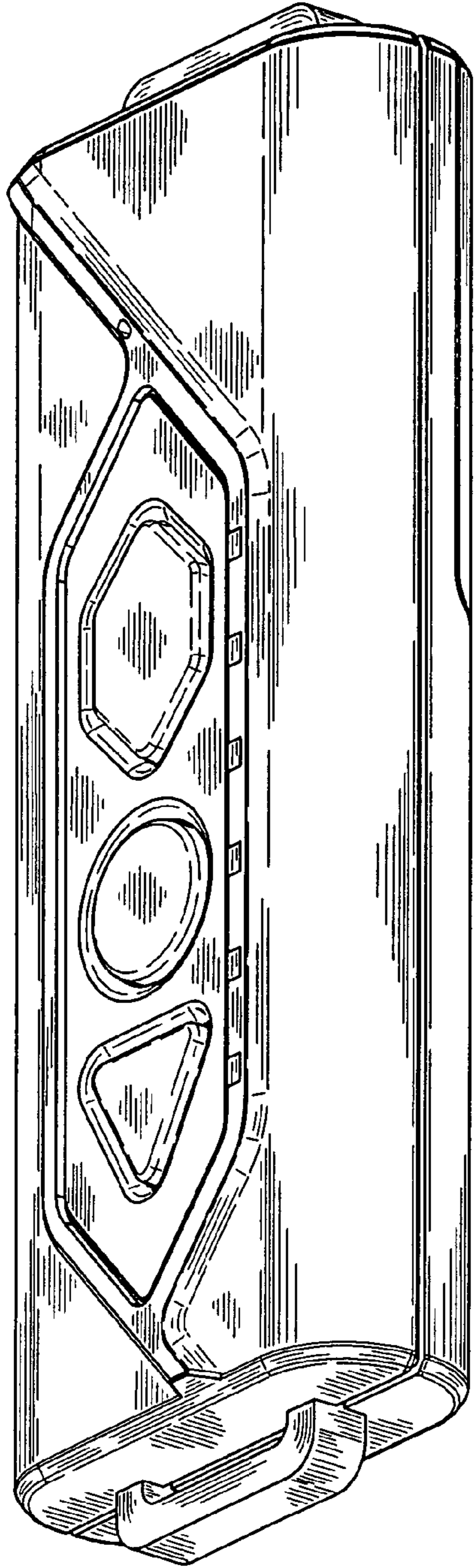


FIG. 1

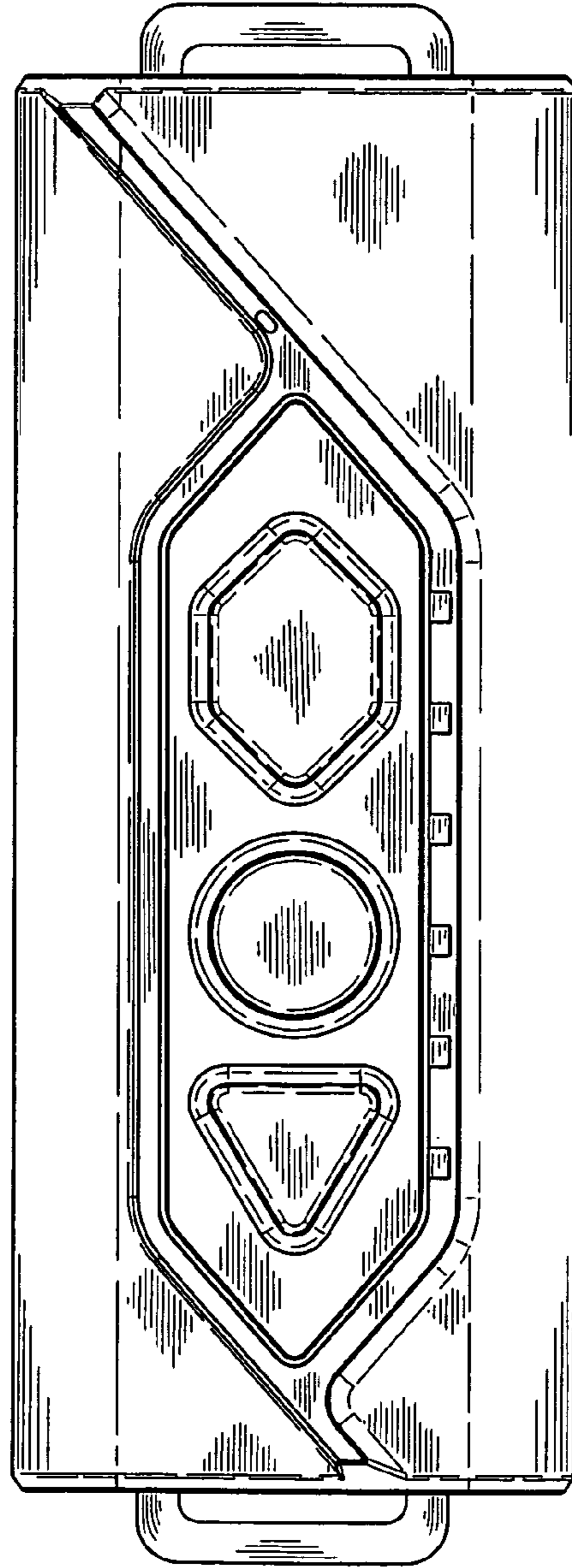


FIG. 2

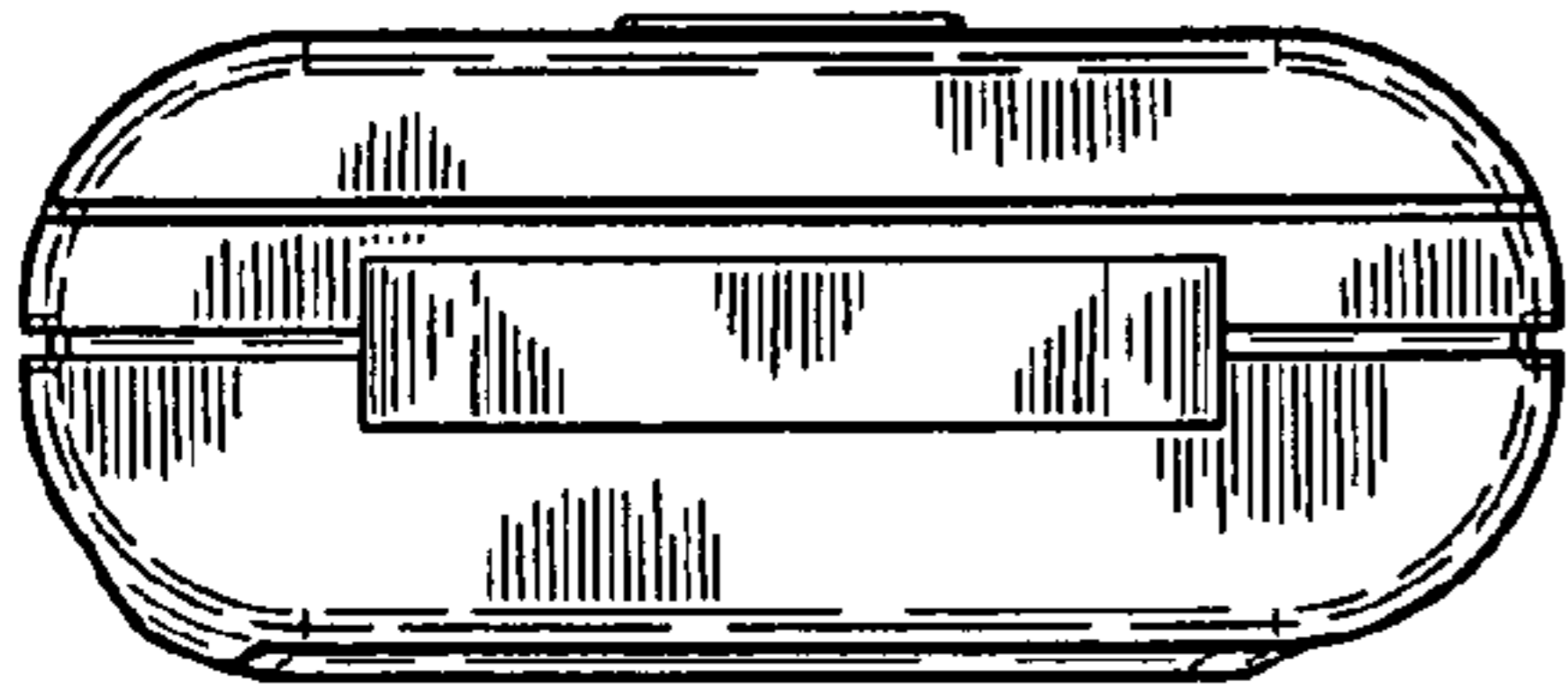


FIG. 5

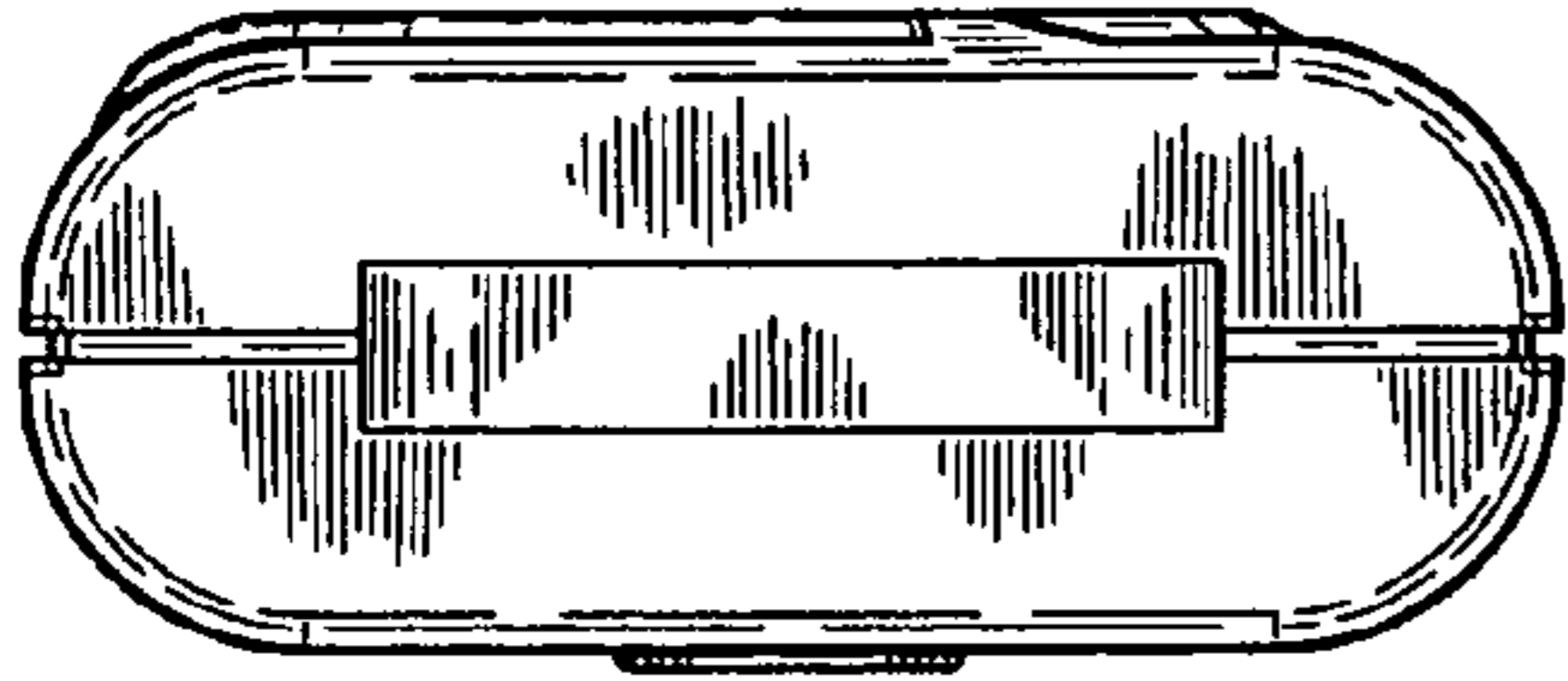


FIG. 4

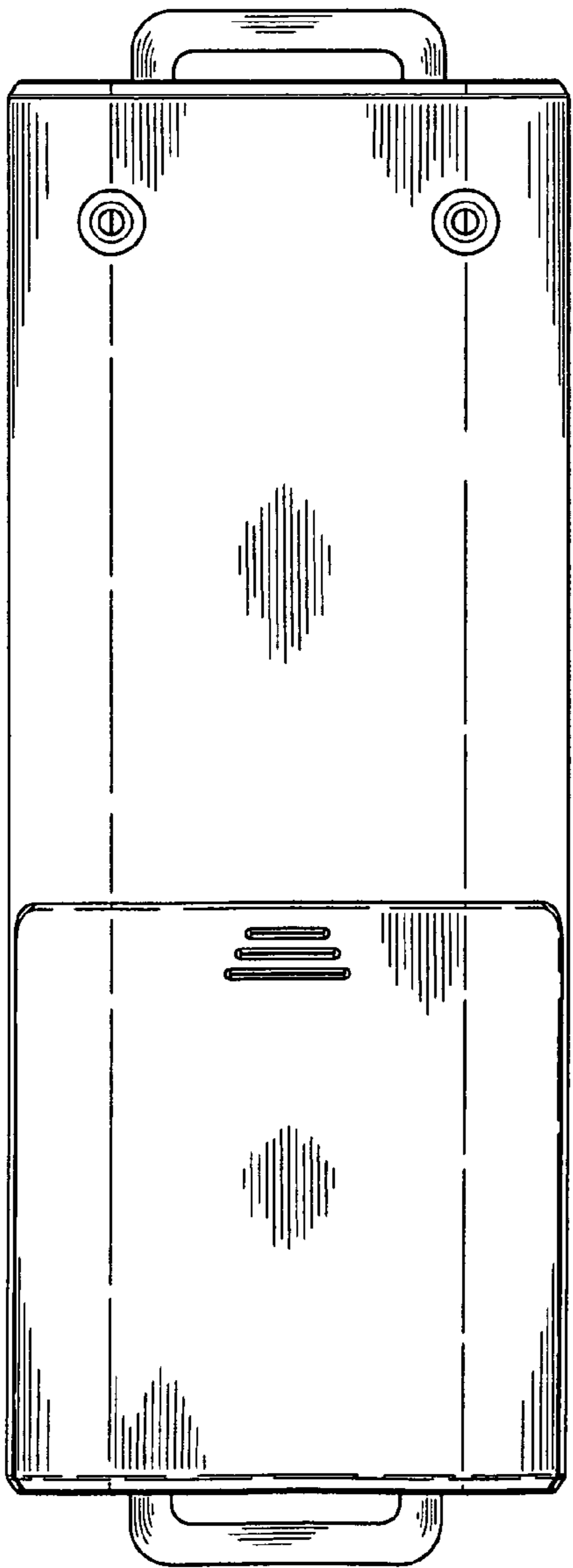


FIG. 3

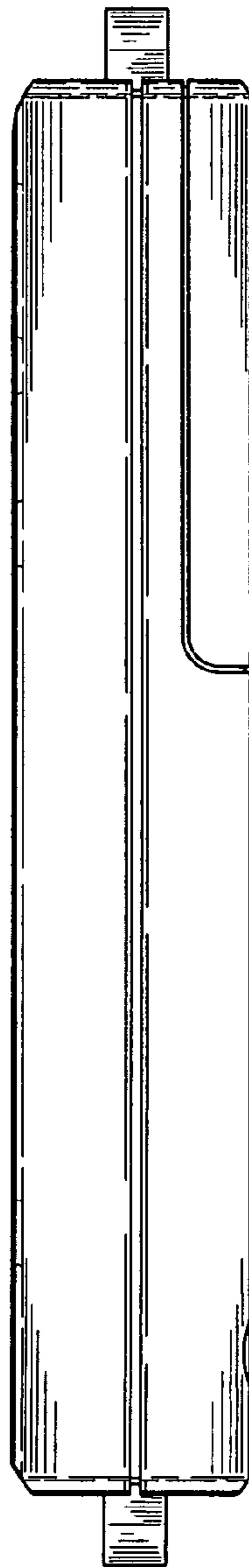


FIG. 6

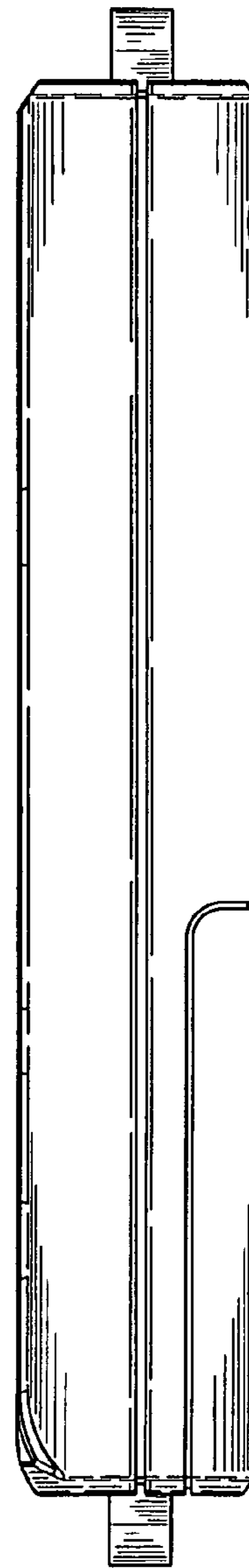


FIG. 7