

US00D569267S

(12) **United States Design Patent**  
**Calmels**

(10) **Patent No.:** **US D569,267 S**

(45) **Date of Patent:** **\*\* May 20, 2008**

(54) **PYRAMID SHAPED CONTAINER**  
(76) Inventor: **Philippe Calmels**, 17 Rue de la  
République, 16 100 Cognac (FR)

D436,846 S \* 1/2001 Millon ..... D9/708  
D465,726 S \* 11/2002 Tet ..... D9/708  
D478,504 S \* 8/2003 Crozet et al. .... D9/708  
D499,637 S \* 12/2004 Elze et al. .... D9/708

(\*\*) Term: **14 Years**

\* cited by examiner

(21) Appl. No.: **29/273,466**

*Primary Examiner*—Caron D. Veynar

*Assistant Examiner*—Abraham Bahta

(22) Filed: **Mar. 5, 2007**

(74) *Attorney, Agent, or Firm*—Horst M. Kasper

(51) **LOC (8) Cl.** ..... **09-05**

(57) **CLAIM**

(52) **U.S. Cl.** ..... **D9/708**

(58) **Field of Classification Search** ..... D9/702–703,  
D9/705–711, 714, 414, 433, 435, 452–454;  
222/92, 107, 525, 212, 541.5; 383/103, 80,  
383/120, 906; 215/316, 328; 220/200, 260,  
220/277

The ornamental design for a pyramid shaped container, as shown and described.

See application file for complete search history.

**DESCRIPTION**

(56) **References Cited**

FIG. 1 is a front elevational view of pyramid shaped container showing my new design;

FIG. 2 is a top plan view thereof;

FIG. 3 is a rear elevational view thereof;

FIG. 4 is a bottom plan view thereof;

FIG. 5 is a right side elevational view thereof;

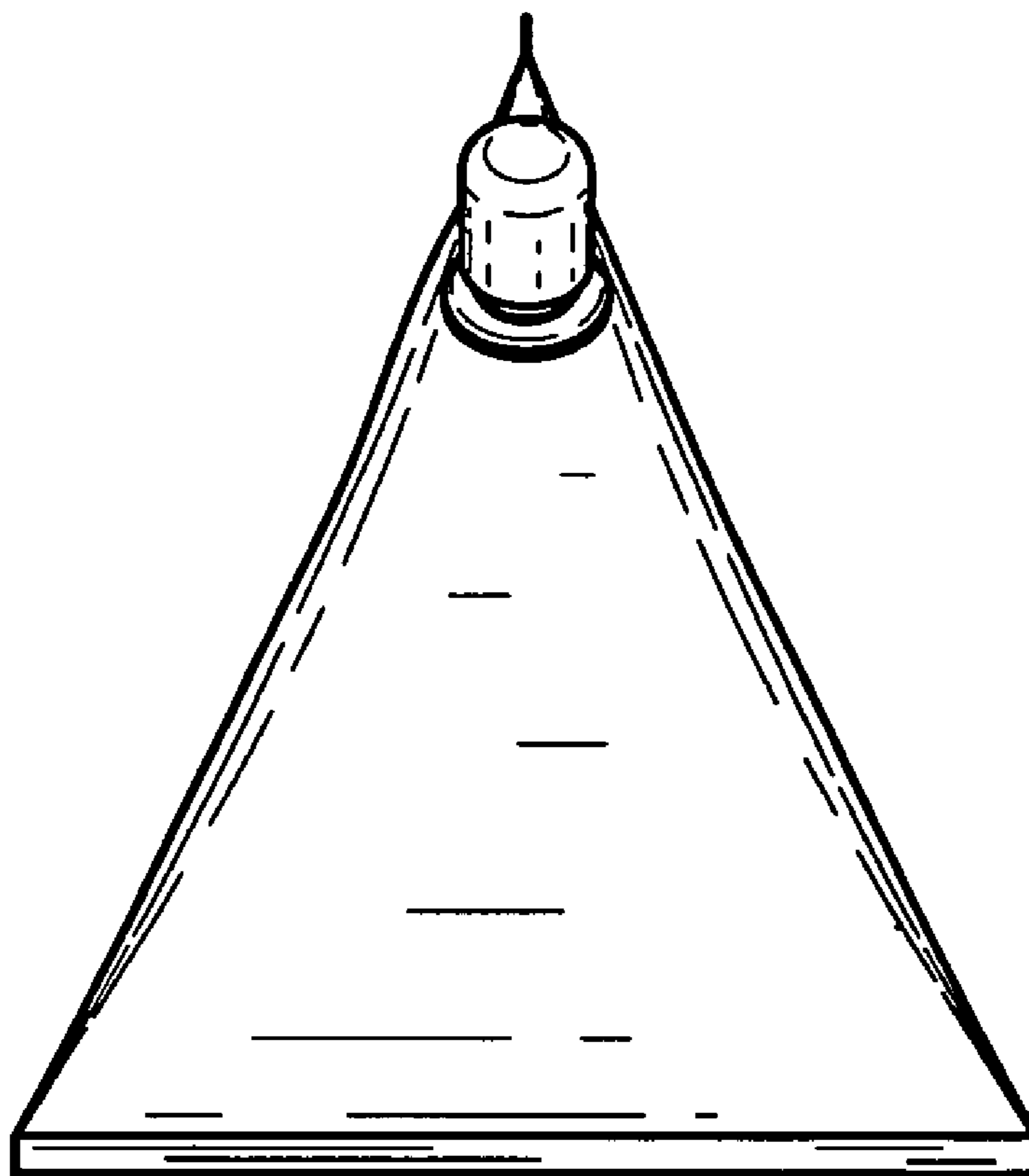
FIG. 6 is a left side elevational view thereof; and,

FIG. 7 is a perspective view thereof.

**U.S. PATENT DOCUMENTS**

D295,835 S \* 5/1988 Gautier ..... D9/707  
D304,546 S \* 11/1989 Cattach ..... D9/708  
D308,164 S \* 5/1990 Cazes ..... D9/526  
D319,780 S \* 9/1991 Laaki ..... D9/707  
D341,157 S \* 11/1993 Kitahara et al. .... D18/56  
D383,060 S \* 9/1997 Pfuhl et al. .... D9/708  
D413,258 S \* 8/1999 Voller ..... D9/708

**1 Claim, 4 Drawing Sheets**






Fig.1

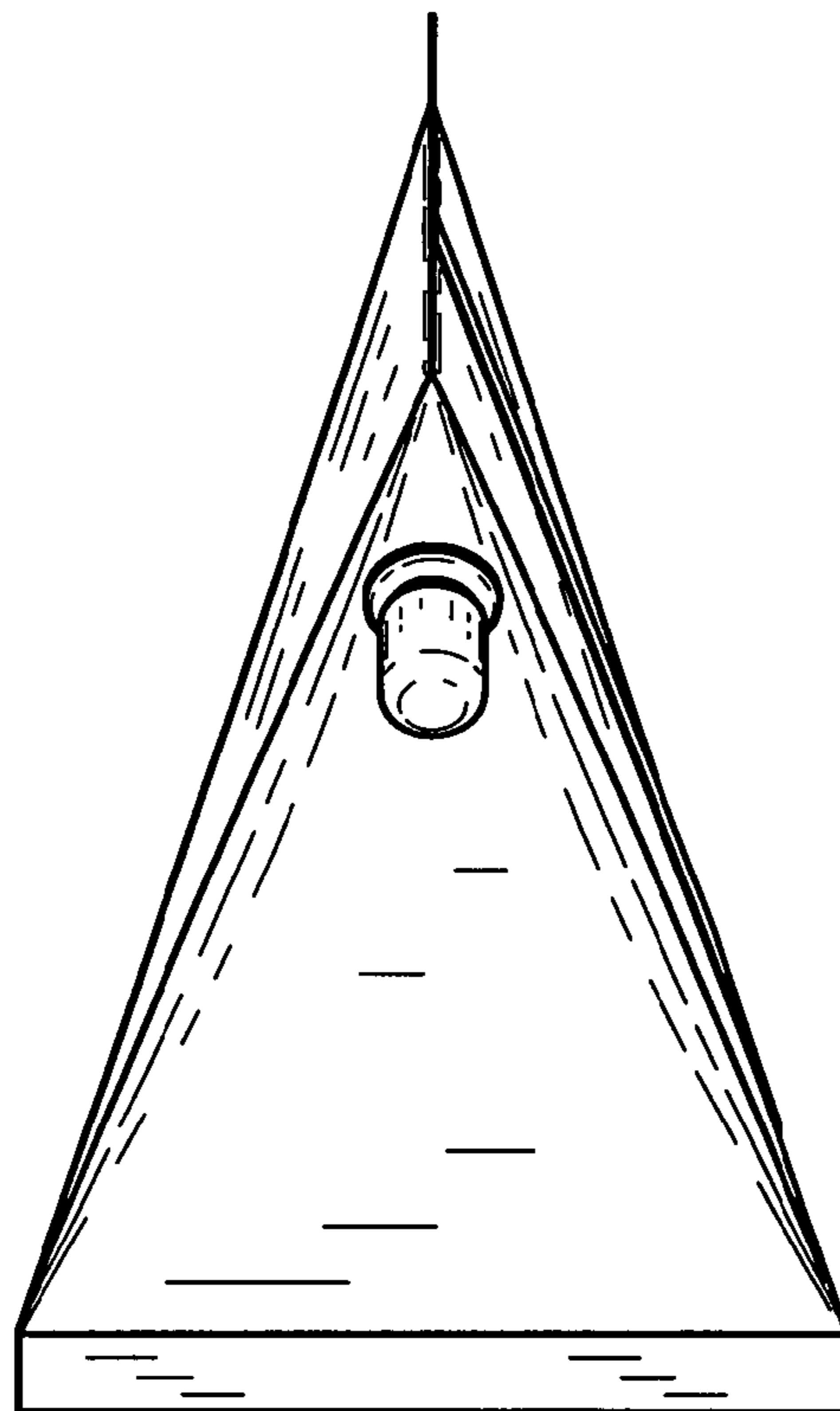


Fig.2

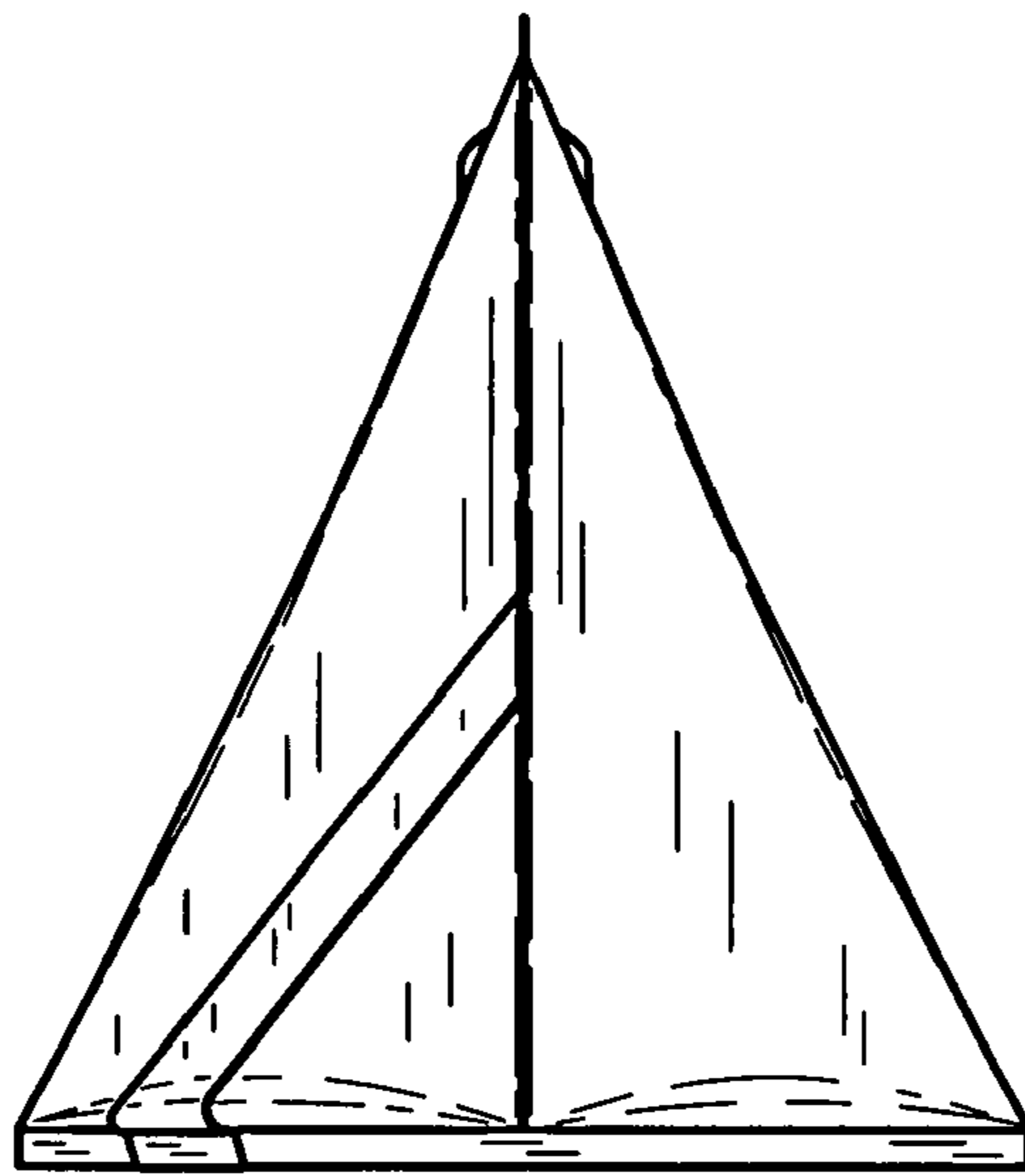


Fig.3

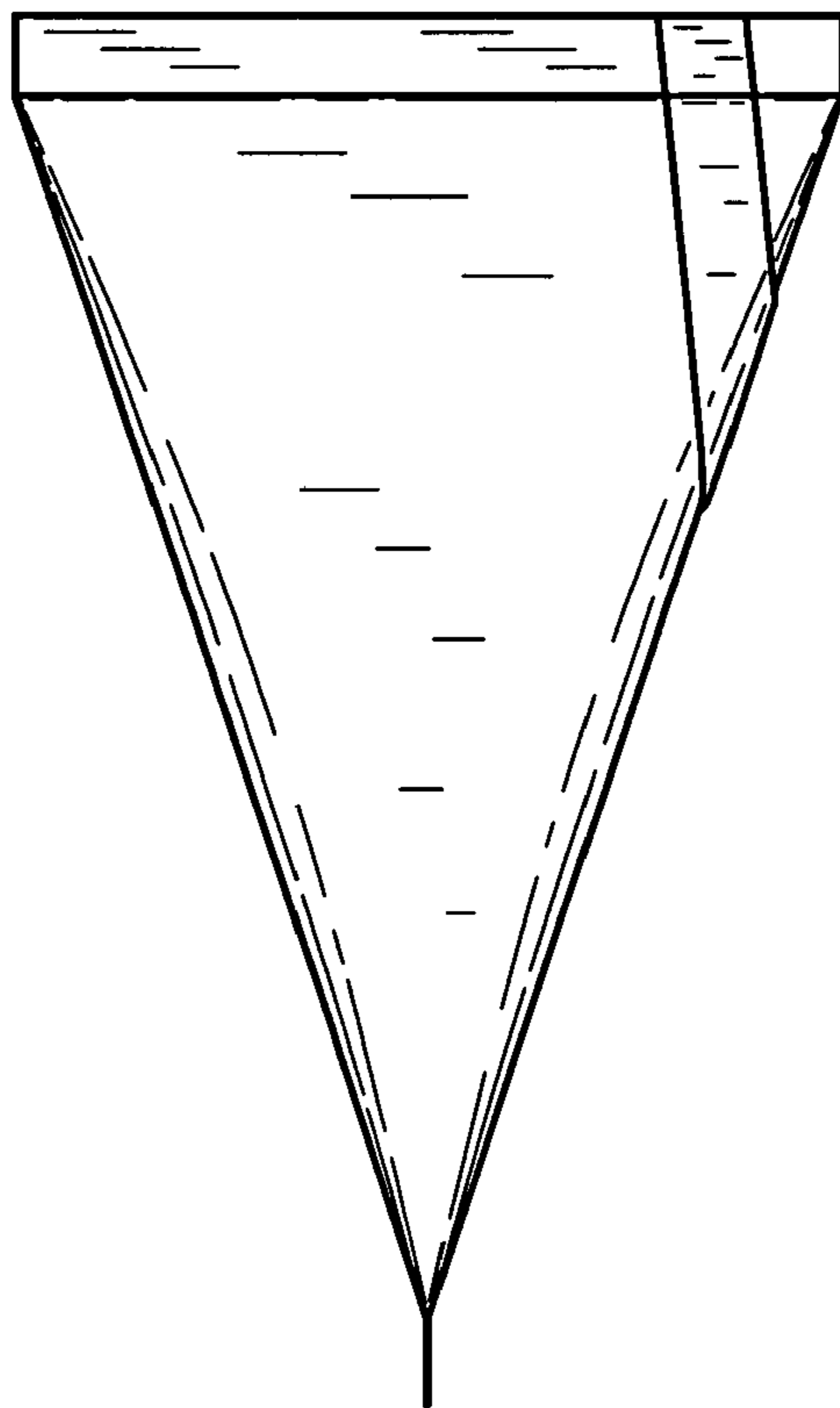


Fig.4




Fig.5




Fig.6




Fig.7