



US00D569266S

(12) **United States Design Patent**
Wouters et al.

(10) **Patent No.:** **US D569,266 S**

(45) **Date of Patent:** **** May 20, 2008**

(54) **PACKAGE**

(75) Inventors: **Lonneke Wouters**, AR Beek en Donk (NL); **Rolf van Sprang**, DS Vught (NL)

(73) Assignee: **MARS, Incorporated**, McLean, VA (US)

(**) Term: **14 Years**

(21) Appl. No.: **29/265,311**

(22) Filed: **Aug. 28, 2006**

(30) **Foreign Application Priority Data**

Feb. 28, 2006 (EM) 00489687-0001
Feb. 28, 2006 (EM) 00489687-0002

(51) **LOC (8) Cl.** **09-05**

(52) **U.S. Cl.** **D9/704**

(58) **Field of Classification Search** D9/703-705,
D9/709, 631; D3/232, 243; 383/6; 150/100,
150/107, 112, 118
See application file for complete search history.

(56) **References Cited**

U.S. PATENT DOCUMENTS

D92,153 S * 5/1934 Schele D9/703
D185,343 S * 6/1959 Bienen D3/243
D220,461 S * 4/1971 Soyka D3/243
3,800,361 A * 4/1974 Stauffer 16/411
D241,321 S * 9/1976 Paige D9/704
D278,974 S * 5/1985 Ray D9/704
D312,393 S * 11/1990 Bookoff et al. D9/704
D350,689 S * 9/1994 Chao D9/704

D413,796 S * 9/1999 Mansau D9/631
D446,642 S * 8/2001 Dix D3/243
D517,420 S * 3/2006 Scheider D9/631
D537,357 S * 2/2007 Holt D9/631

* cited by examiner

Primary Examiner—Caron D. Veynar

Assistant Examiner—Abraham Bahta

(74) *Attorney, Agent, or Firm*—Arent Fox LLP

(57) **CLAIM**

The ornamental design for a package, substantially as shown and described.

DESCRIPTION

The patent or application file contains at least one drawing executed in color. Copies of this patent or patent application publication with color drawing(s) will be provided by the Office upon request and payment of the necessary fee.

FIG. 1 is a perspective view of the package, showing the new design;

FIG. 2 is a perspective view showing the opposite side of the package;

FIG. 3 is a front elevational view thereof;

FIG. 4 is a rear elevational view thereof;

FIG. 5 is an elevational view of one end of the package, the opposite end being a mirror image thereof;

FIG. 6 is a top plan view thereof; and,

FIG. 7 is a bottom plan view thereof.

1 Claim, 3 Drawing Sheets
(3 of 3 Drawing Sheet(s) Filed in Color)

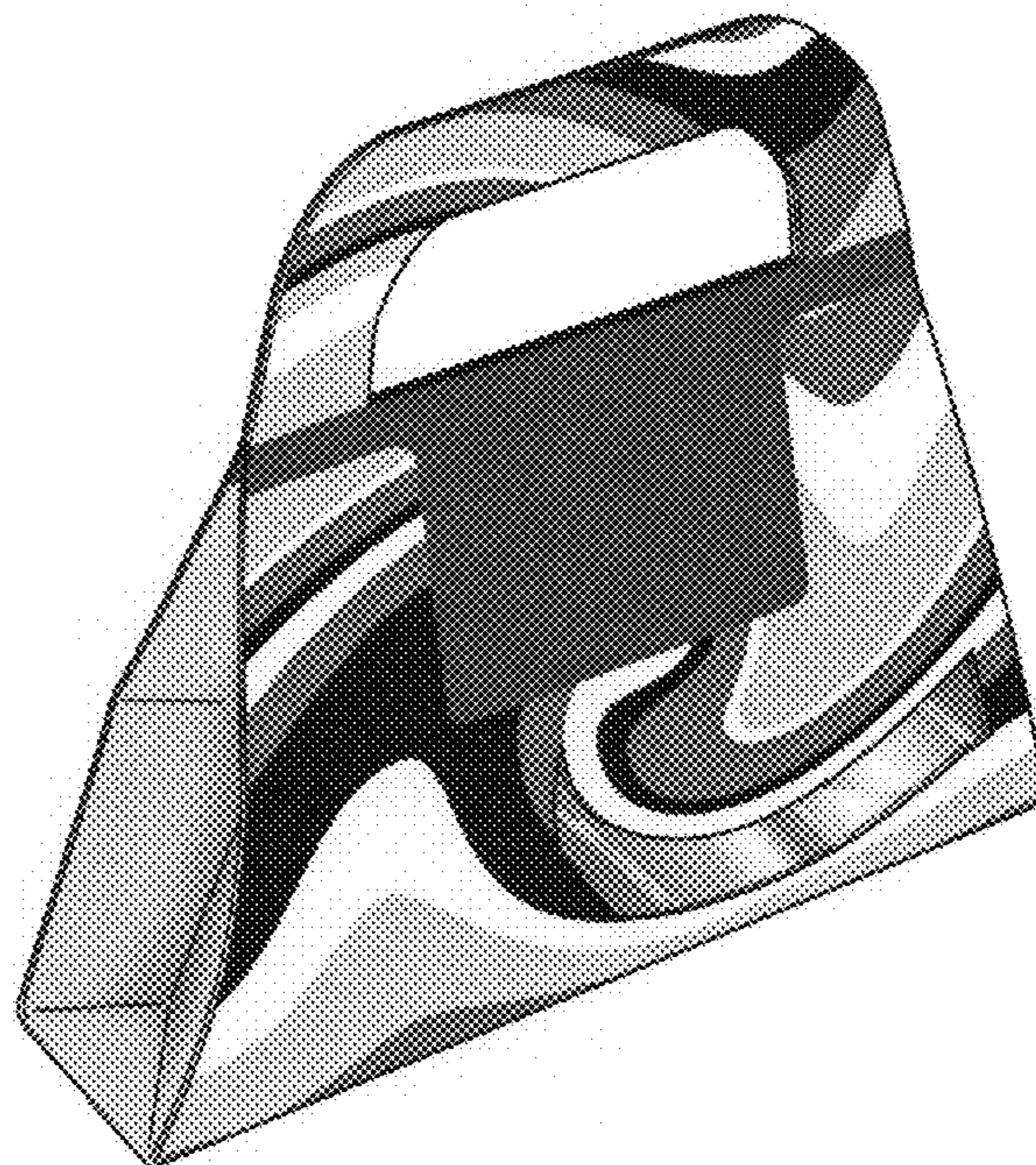


FIG. 1

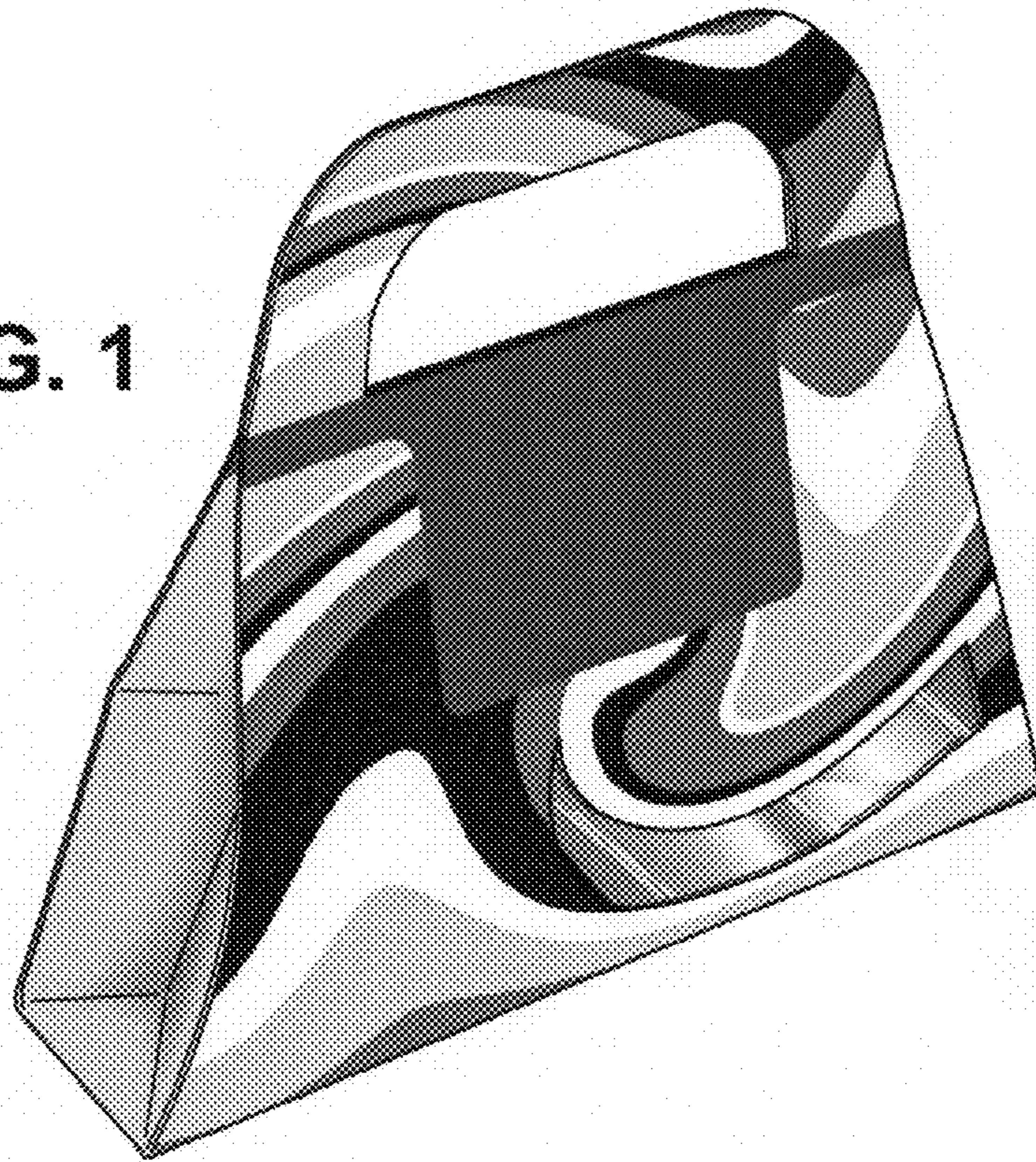
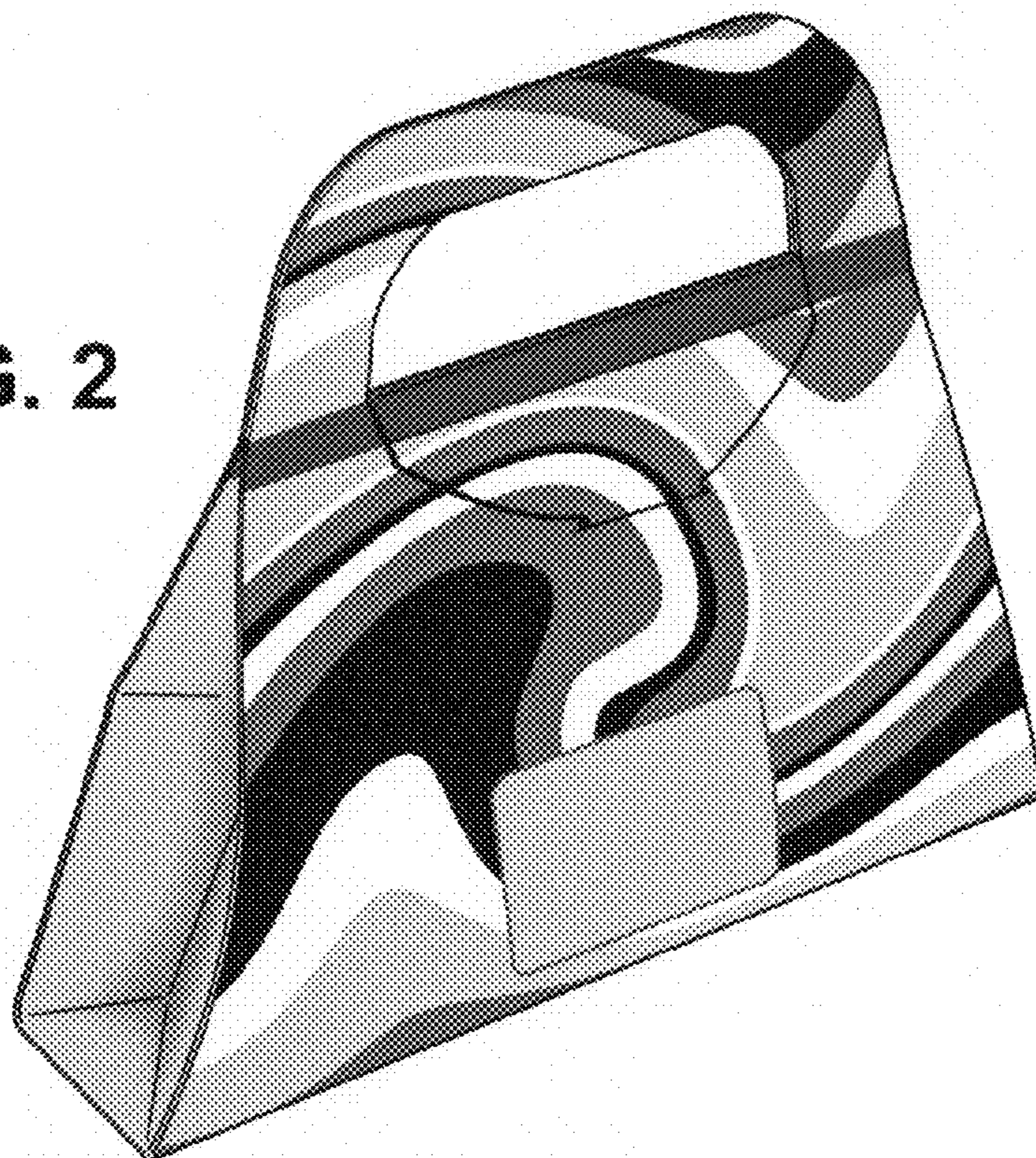


FIG. 2






FIG. 3

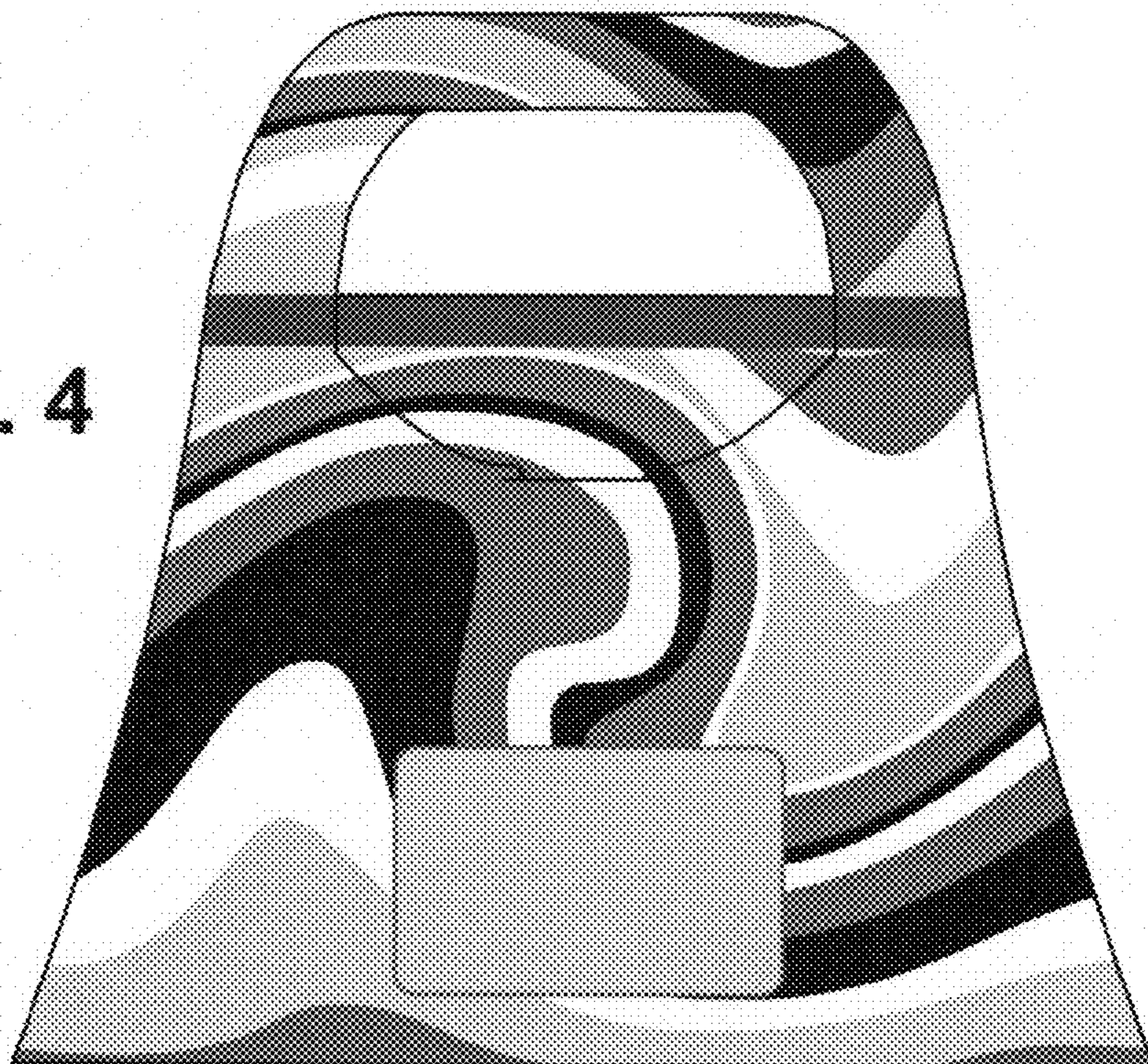


FIG. 4

FIG. 5

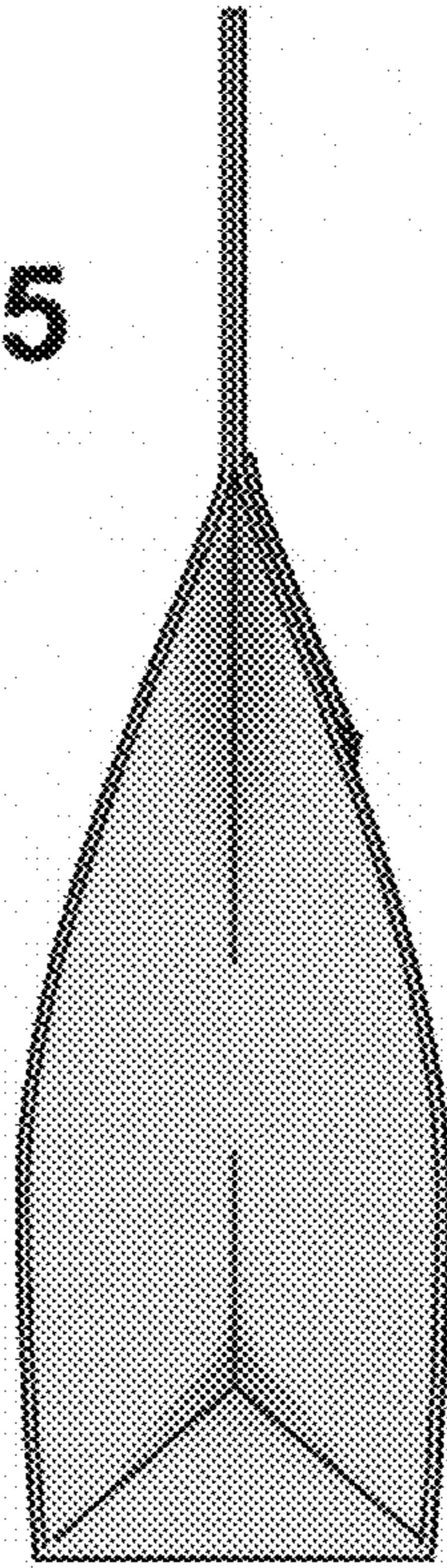


FIG. 6



FIG. 7

