

US00D569265S

(12) **United States Design Patent** (10) **Patent No.:** **US D569,265 S**
Van Der Straten (45) **Date of Patent:** **** May 20, 2008**

(54) **PERFUME VAPORIZER**

D516,923 S * 3/2006 Moore D9/682
D521,640 S * 5/2006 Massey D24/121

(75) Inventor: **Herve Van Der Straten**, Paris (FR)

* cited by examiner

(73) Assignee: **Guerlain Societe Anonyme**, Paris (FR)

Primary Examiner—Catherine Tuttle

(**) Term: **14 Years**

(74) *Attorney, Agent, or Firm*—Stites & Harbison PLLC;
Douglas E. Jackson

(21) Appl. No.: **29/278,532**

(57) **CLAIM**

(22) Filed: **Apr. 2, 2007**

The ornamental design for a perfume vaporizer, as shown and described.

(30) **Foreign Application Priority Data**

Oct. 6, 2006 (EM) 000602164-0002

DESCRIPTION

(51) **LOC (8) Cl.** **09-01**

FIG. 1 is front view of a perfume vaporizer according to the present invention.

(52) **U.S. Cl.** **D9/692; D9/688**

FIG. 2 is a top view of the perfume vaporizer depicted in FIG. 1.

(58) **Field of Classification Search** D9/682-694,
D9/500-505, 447-450; D28/76, 77, 88,
D28/89, 91.1; 222/182, 635, 153.01, 153.04,
222/153.09, 153.1, 153.11, 153.12, 153.13,
222/153.14, 321.6-321.9, 372, 373, 378,
222/379, 382, 383.1, 384-386, 401-402.25

FIG. 3 is a right side view of the perfume vaporizer depicted in FIG. 1.

See application file for complete search history.

FIG. 4 is a left side view of the perfume vaporizer depicted in FIG. 1.

(56) **References Cited**

FIG. 5 is a bottom view of the perfume vaporizer depicted in FIG. 1.

U.S. PATENT DOCUMENTS

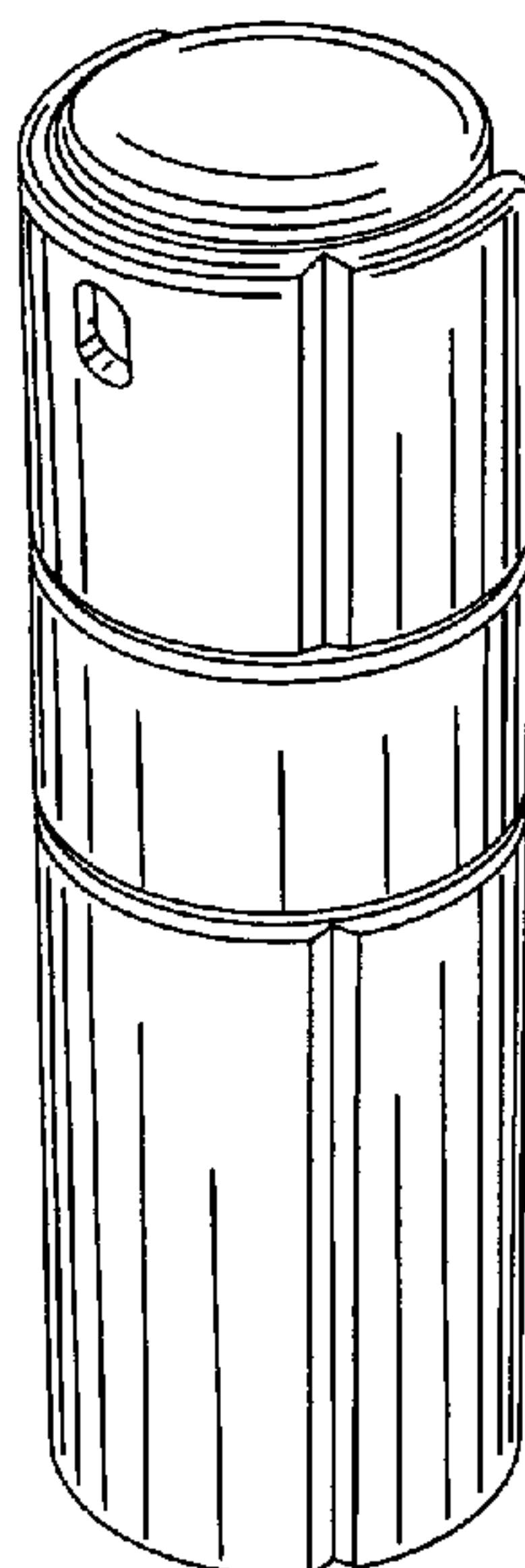
FIG. 6 is rear view of the perfume vaporizer depicted in FIG. 1; and,

D220,941 S * 6/1971 Usen D9/688
4,549,674 A * 10/1985 Alticosalian 222/48
D311,492 S * 10/1990 Pearse D9/544
5,027,982 A * 7/1991 Demarest 222/182
5,040,694 A * 8/1991 Gambello 220/255
D389,279 S * 1/1998 Ryder D28/89
6,502,726 B1 * 1/2003 Yquel 222/321.1
D485,016 S * 1/2004 Noh D28/76
6,824,077 B2 * 11/2004 De Laforcade 239/333
D511,690 S * 11/2005 Garcia et al. D9/682

FIG. 7 is a perspective front, top and right side view of the perfume vaporizer depicted in FIG. 1.

The broken lines shown in FIGS. 1 and 5 are included for the purpose of illustrating portions of the perfume vaporizer that form no part of the claimed design. The other portions of the bottom end in FIG. 5 not visible in FIGS. 1, 3, 4 and 6 likewise form no part of the claimed design.

1 Claim, 2 Drawing Sheets






FIG. 1

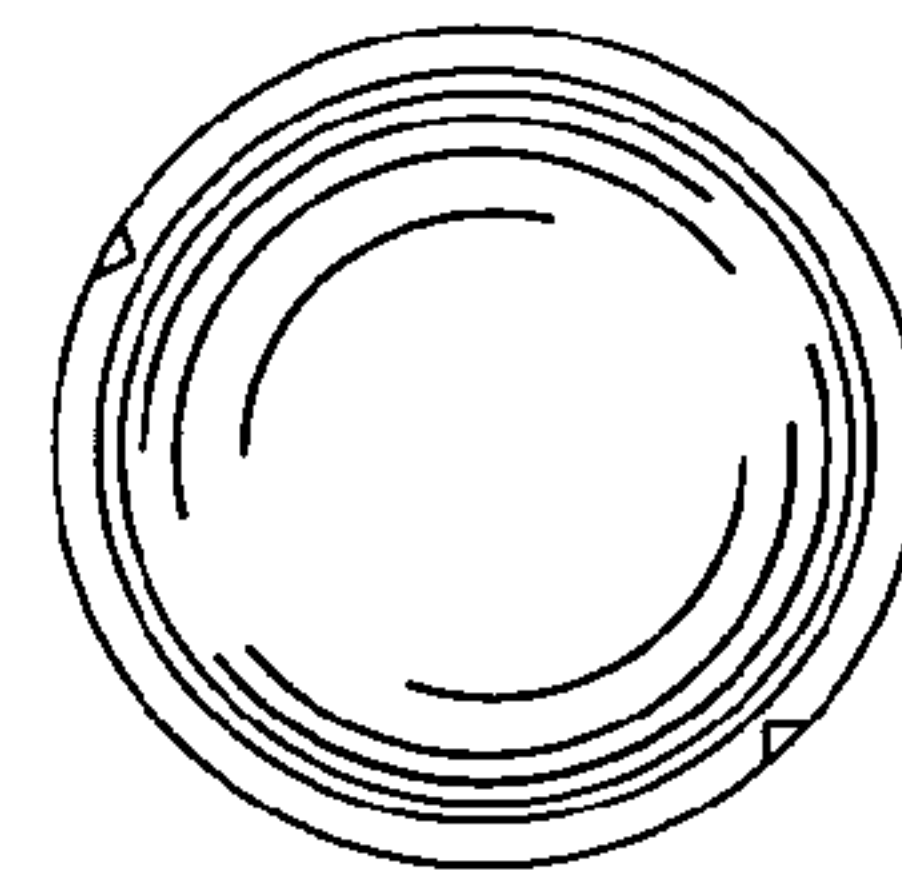


FIG. 2




FIG. 3




FIG. 4

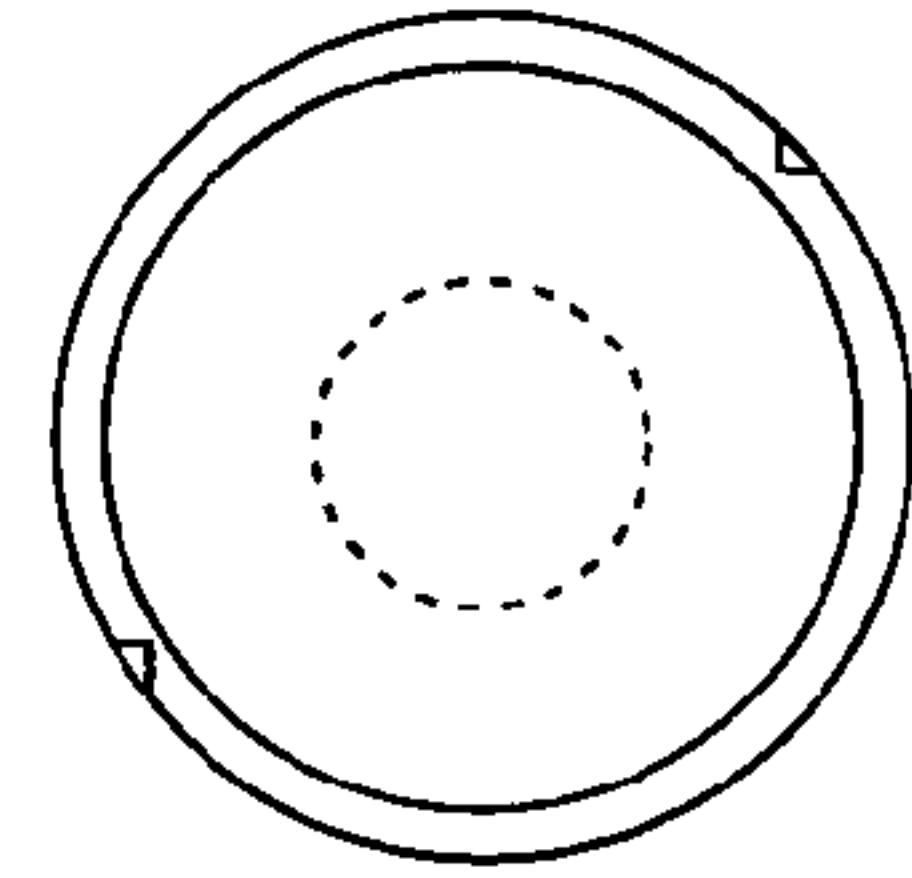


FIG. 5




FIG. 6

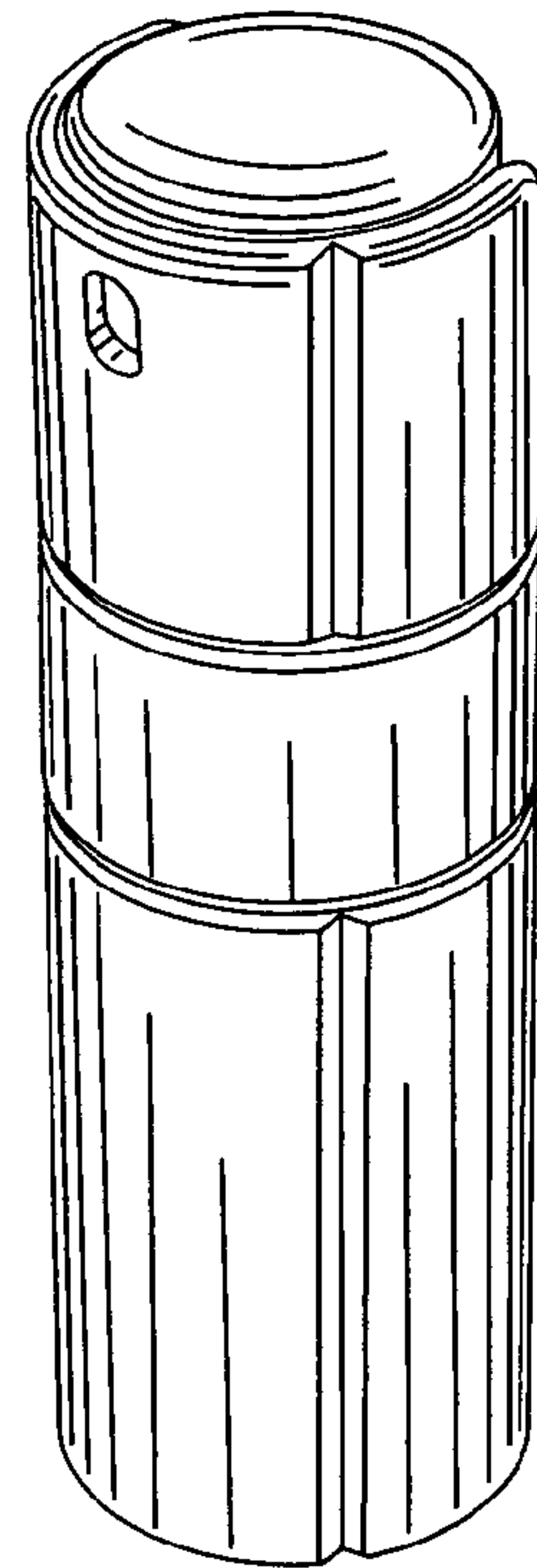


FIG. 7