

US00D569260S

(12) **United States Design Patent**  
**Heisner**

(10) **Patent No.:** **US D569,260 S**

(45) **Date of Patent:** **\*\* \*May 20, 2008**

(54) **BOTTLE**

(75) Inventor: **David Heisner**, York, PA (US)

(73) Assignee: **Abbott Laboratories**, Abbott Park, IL (US)

(\* ) Notice: This patent is subject to a terminal disclaimer.

(\*\*) Term: **14 Years**

(21) Appl. No.: **29/218,691**

(22) Filed: **Dec. 6, 2004**

(51) **LOC (8) Cl.** ..... **09-01**

(52) **U.S. Cl.** ..... **D9/560; D9/570**

(58) **Field of Classification Search** ..... D9/417,  
D9/430-431, 433, 510, 512, 514, 516-517,  
D9/547, 560, 563-564, 568, 571-574; 215/379,  
215/381-385, 393, 395, 33; 220/677, 678  
See application file for complete search history.

(56) **References Cited**

**U.S. PATENT DOCUMENTS**

D275,455 S	*	9/1984	Glaser	.....	D9/560
D313,931 S	*	1/1991	Malvoisin	.....	D9/502
D316,965 S		5/1991	Arvidson et al.		
D327,012 S	*	6/1992	Gavala et al.	.....	D9/568
D372,090 S		7/1996	MacCauley et al.		
D372,091 S		7/1996	McCallister et al.		
D372,531 S		8/1996	MacAuley et al.		
D374,481 S		10/1996	McCallister et al.		
D376,424 S		12/1996	Macauley et al.		

D379,224 S		5/1997	McCallister et al.		
D383,389 S		9/1997	McCallister et al.		
D383,981 S		9/1997	Macauley et al.		
D386,414 S		11/1997	McCallister et al.		
D386,415 S		11/1997	McCallister et al.		
D386,970 S		12/1997	McCallister et al.		
D390,469 S		2/1998	Macauley et al.		
D407,649 S		4/1999	McCallister et al.		
D407,817 S		4/1999	Macauley et al.		
D427,306 S		6/2000	McCallister et al.		
D447,698 S	*	9/2001	Kaufman	.....	D9/551
D488,060 S	*	4/2004	Yourist	.....	D9/658
D503,620 S	*	4/2005	Taylor	.....	D9/518
D512,640 S	*	12/2005	Cochran et al.	.....	D9/529

\* cited by examiner

*Primary Examiner*—Ian Simmons

*Assistant Examiner*—Dana L Sipos

(74) *Attorney, Agent, or Firm*—David L. Weinstein

(57) **CLAIM**

I claim the ornamental design for a bottle, as shown and described.

**DESCRIPTION**

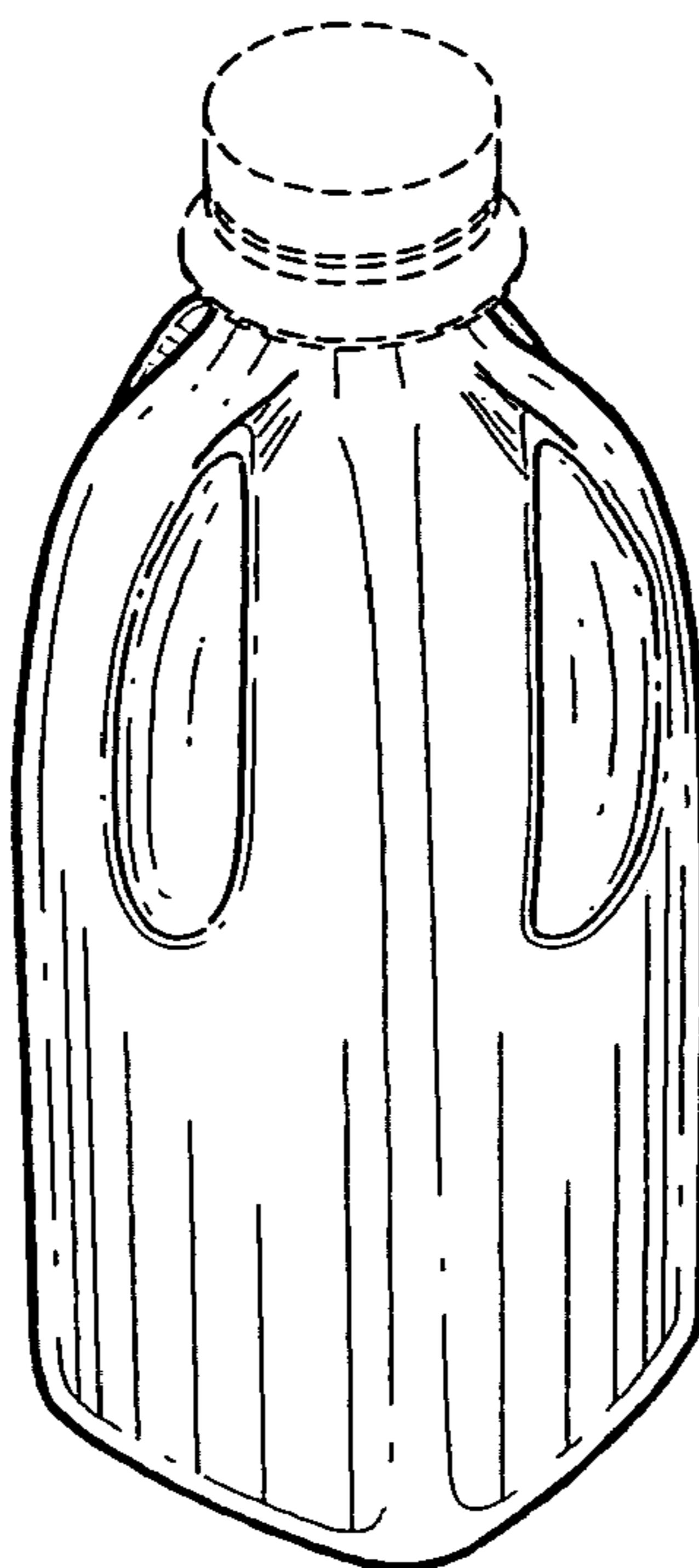
FIG. 1 is a top, front, right side perspective view of a bottle and cap showing my new design;

FIG. 2 is a top plan view thereof; and,

FIG. 3 is a front elevational view thereof, the left side, right side & rear elevational views being identical.

The broken lines shown in the drawings are for illustrative purposes only and form no part of the claimed design.

**1 Claim, 1 Drawing Sheet**



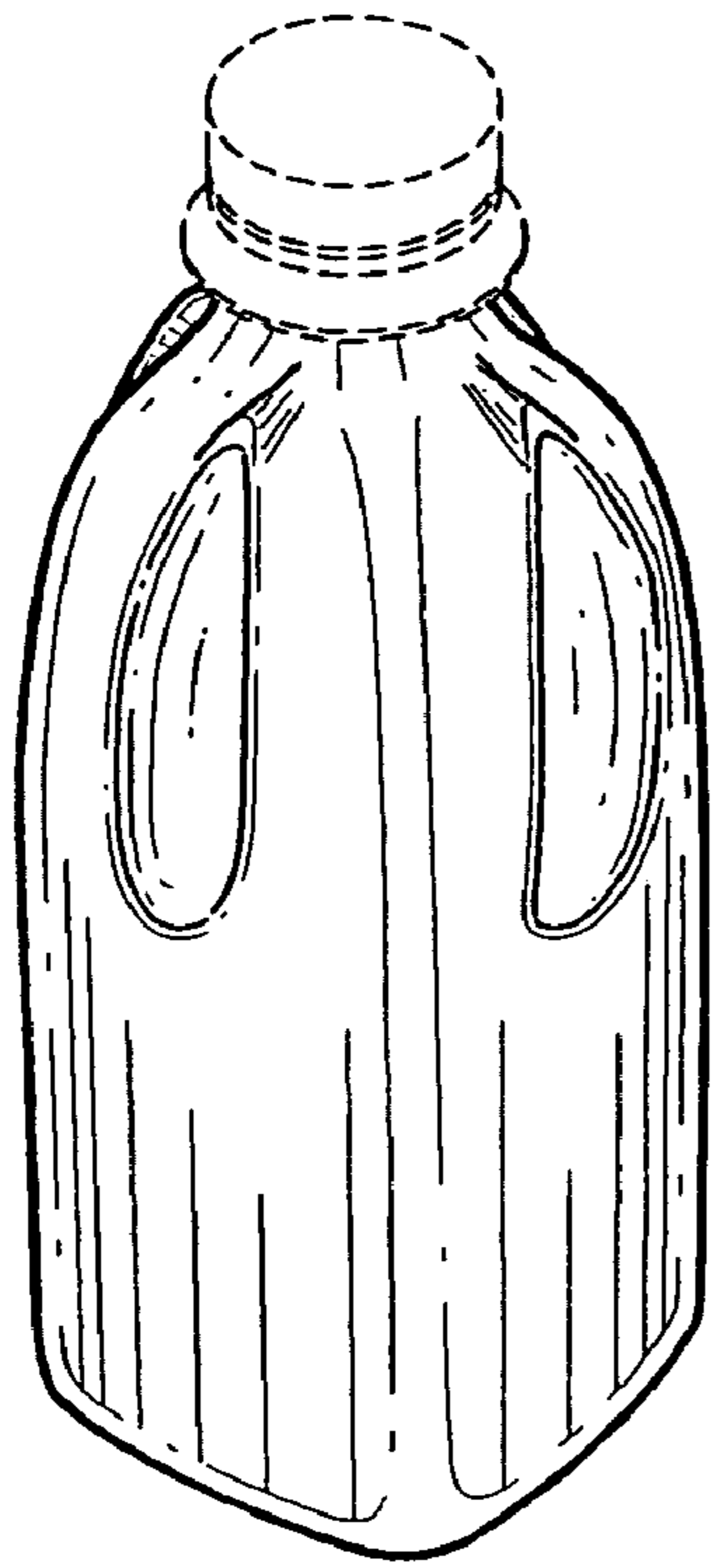


FIG. 1

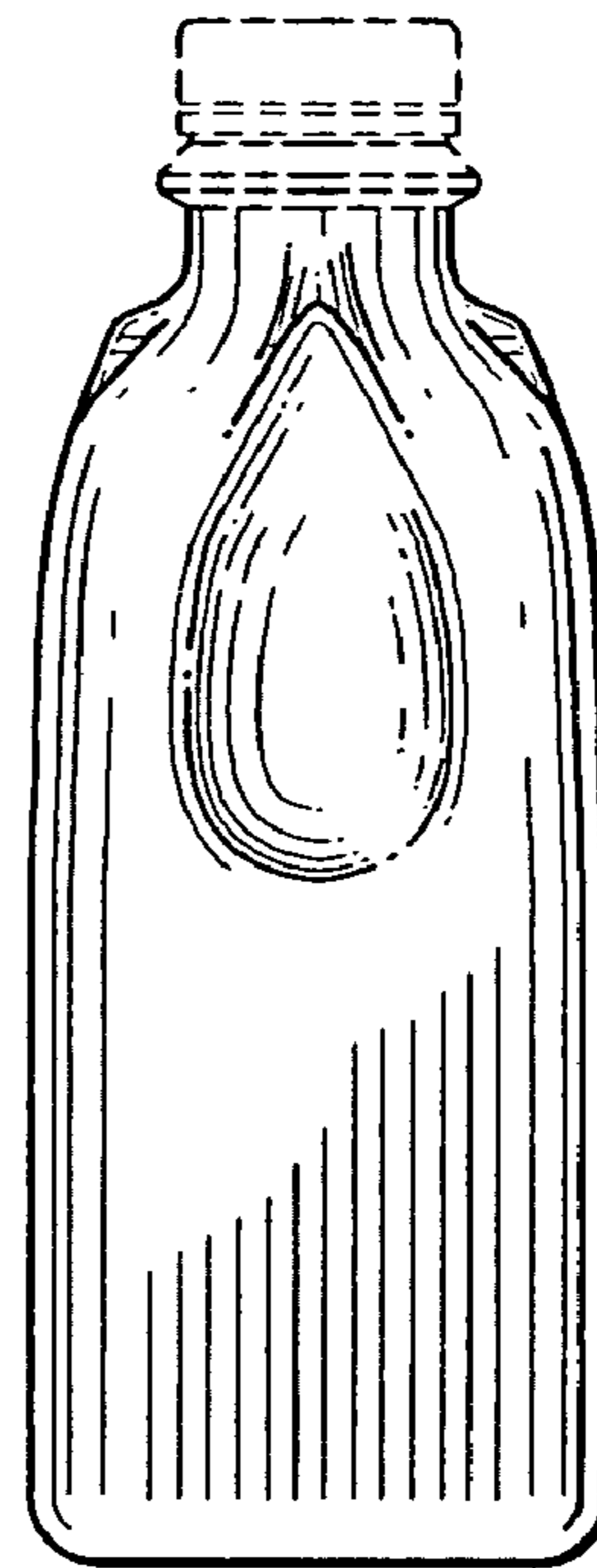


FIG. 2




FIG. 3