

US00D569259S

(12) **United States Design Patent**
Darr et al.

(10) **Patent No.: US D569,259 S**
(45) **Date of Patent: ** May 20, 2008**

(54) **PLASTIC CONTAINER**

(75) Inventors: **Richard C. Darr**, Medina, OH (US);
Richard A. Lovelace, Jr., Akron, OH
(US); **Christopher E. Kaminski**, North
Royalton, OH (US); **James F.**
McManus, Canton, MI (US)

(73) Assignee: **Plastipak Packaging, Inc.**, Plymouth,
MI (US)

(**) Term: **14 Years**

(21) Appl. No.: **29/293,237**

(22) Filed: **Nov. 9, 2007**

Related U.S. Application Data

(62) Division of application No. 29/232,073, filed on Jul.
12, 2005, now Pat. No. Des. 561,042.

(51) **LOC (8) Cl.** **09-01**

(52) **U.S. Cl.** **D9/552; D9/556**

(58) **Field of Classification Search** D9/682,
D9/690-693, 516, 537-540, 545-546, 549,
D9/552, 556-557, 565, 569-570; 215/282-285,
215/375; 220/669, 675

See application file for complete search history.

(56) **References Cited**

U.S. PATENT DOCUMENTS

5,409,750 A * 4/1995 Hamada et al. 215/384 X
D379,306 S * 5/1997 Peykoff D9/538 X
D396,640 S * 8/1998 Conrad et al. D9/502
D397,941 S * 9/1998 Lauth D9/538 X
5,829,614 A * 11/1998 Collette et al. 215/375
D404,306 S * 1/1999 Steinke D9/557 X
D409,493 S * 5/1999 Waggaman et al. D9/538 X
5,906,286 A * 5/1999 Matsuno et al. 215/375

D414,112 S * 9/1999 Waggaman et al. D9/557 X
D417,156 S * 11/1999 Veyssiere D9/552
D480,650 S * 10/2003 Moore et al. D9/540
D494,473 S * 8/2004 Yourist D9/516
D506,138 S * 6/2005 Zboch et al. D9/539
D506,139 S * 6/2005 Zboch et al. D9/539
D506,923 S * 7/2005 Zboch et al. D9/538
D510,027 S * 9/2005 Zboch et al. D9/516
D510,271 S * 10/2005 Mero et al. D9/538
D517,417 S * 3/2006 Livingston et al. D9/552
D522,874 S * 6/2006 Livingston et al. D9/552
D527,267 S * 8/2006 Zboch et al. D9/516
D527,635 S * 9/2006 Zboch et al. D9/516

* cited by examiner

Primary Examiner—Carol Rademaker

(74) *Attorney, Agent, or Firm*—Robert H. Bachman

(57) **CLAIM**

The ornamental design for a plastic container, as shown and described.

DESCRIPTION

FIG. 1 is a top, front, and right side perspective view of the plastic container;

FIG. 2 is a left side elevational view thereof;

FIG. 3 is a right side elevational view thereof;

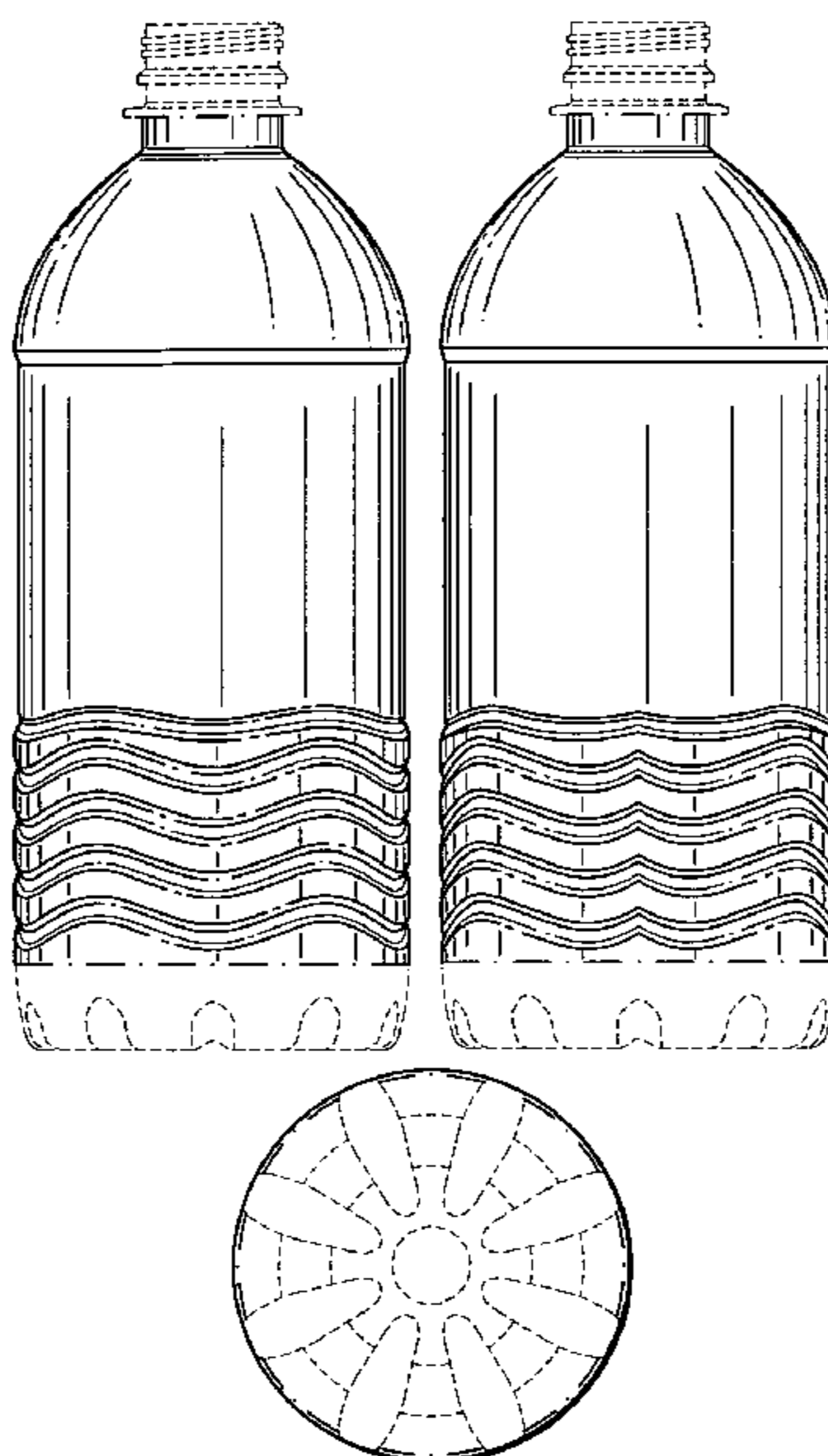
FIG. 4 is a bottom plan view thereof, shown as unclaimed environment;

FIG. 5 is a bottom plan view thereof, shown as an alternate unclaimed environment; and,

FIG. 6 is a top plan view thereof.

The broken lines in the drawings depict probable environment only, and form no part of the claimed design.

1 Claim, 1 Drawing Sheet



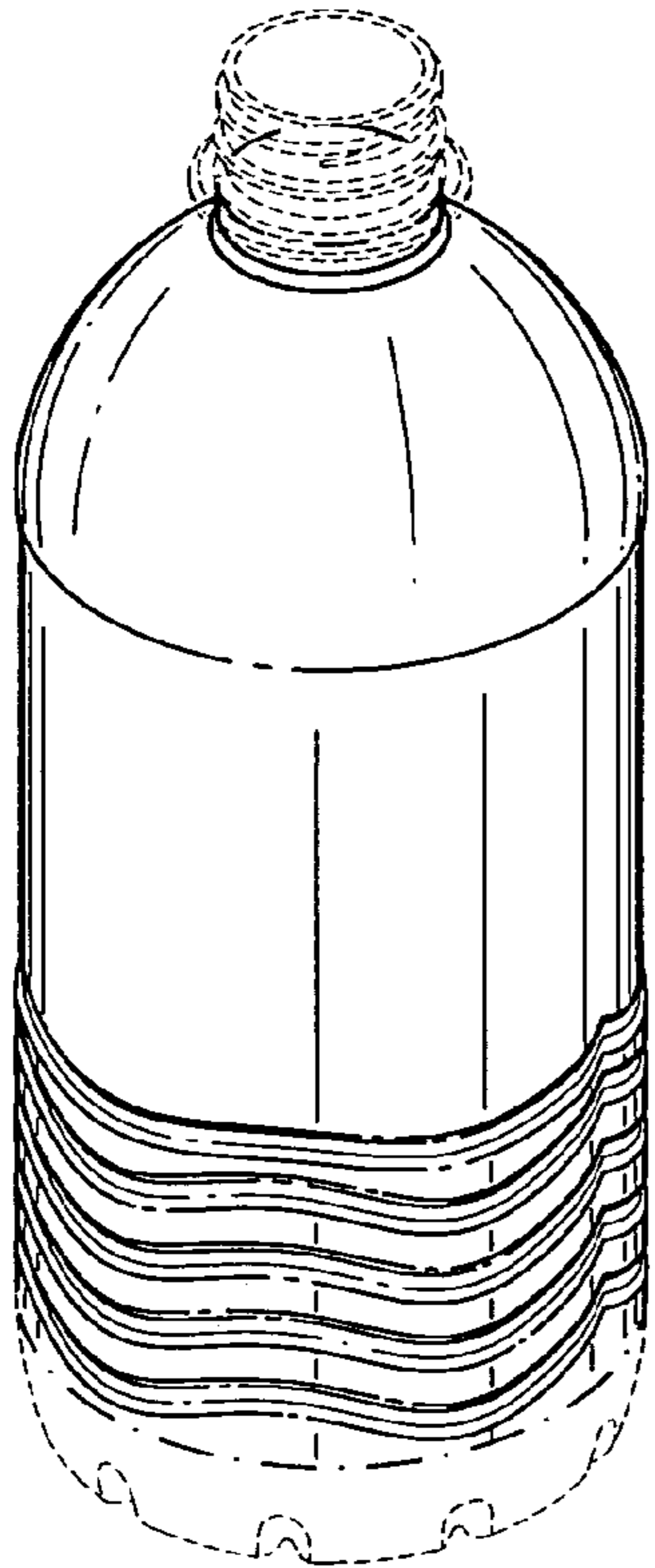


FIG. 1




FIG. 2




FIG. 3

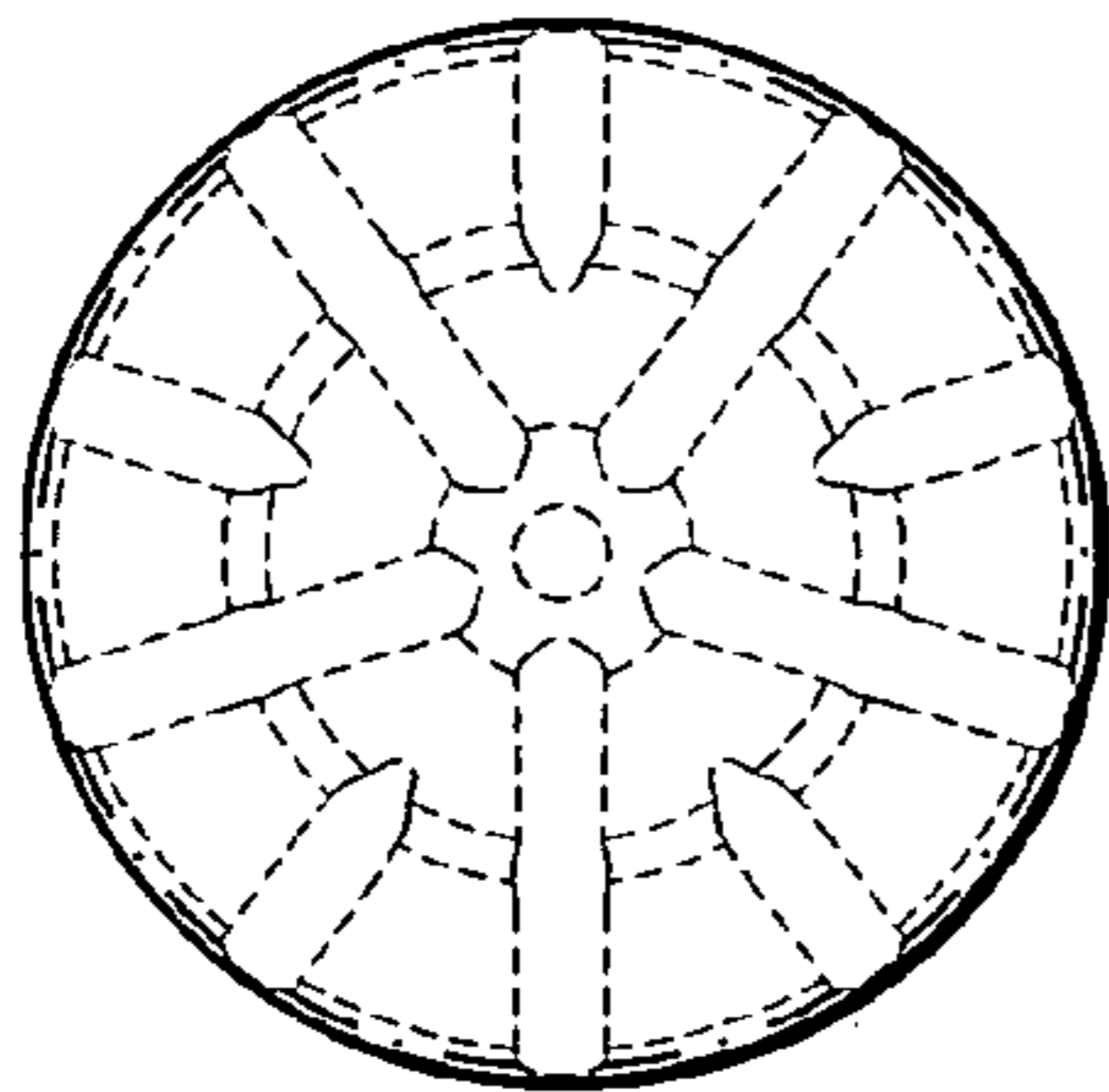


FIG. 4

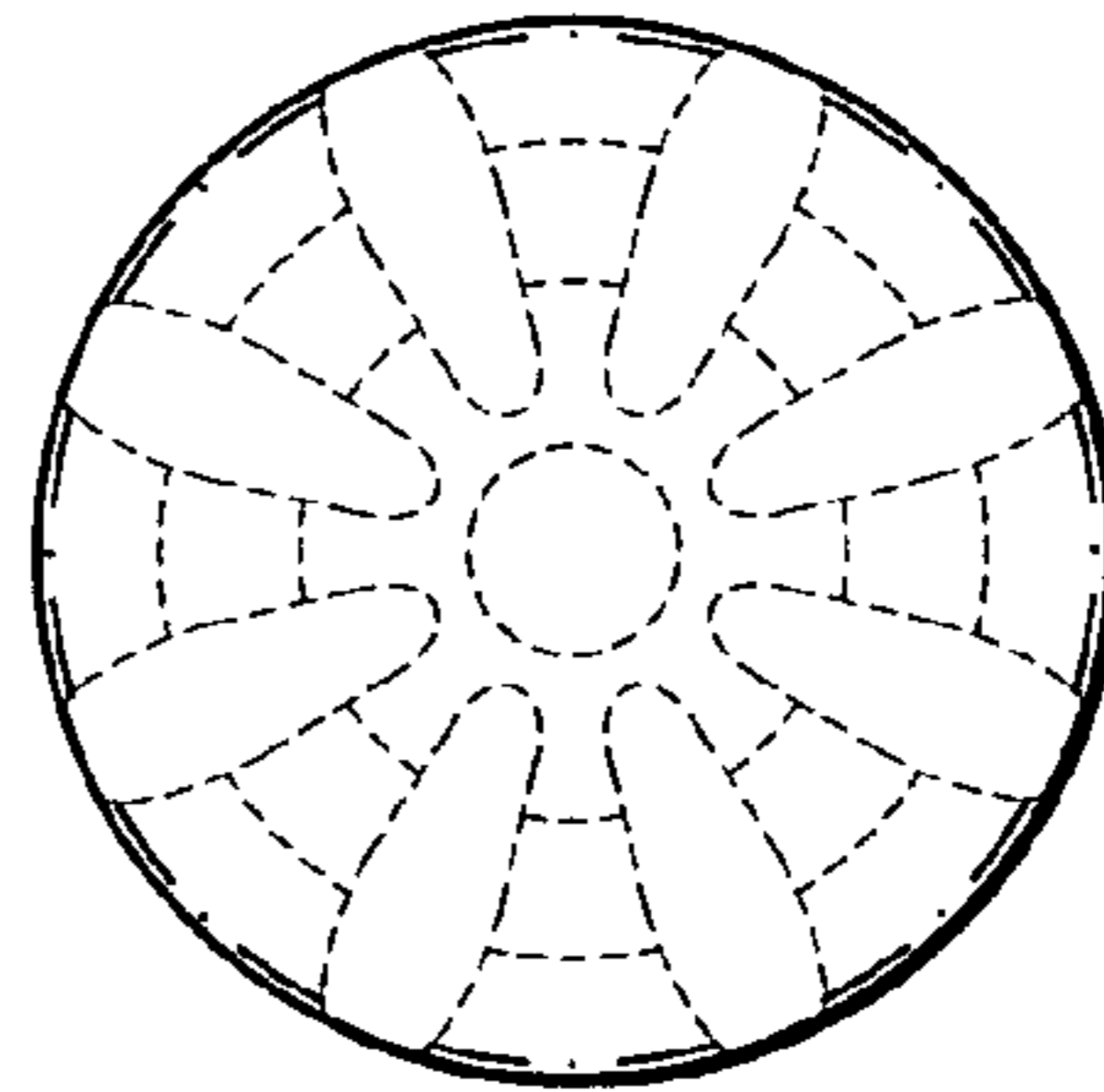


FIG. 5

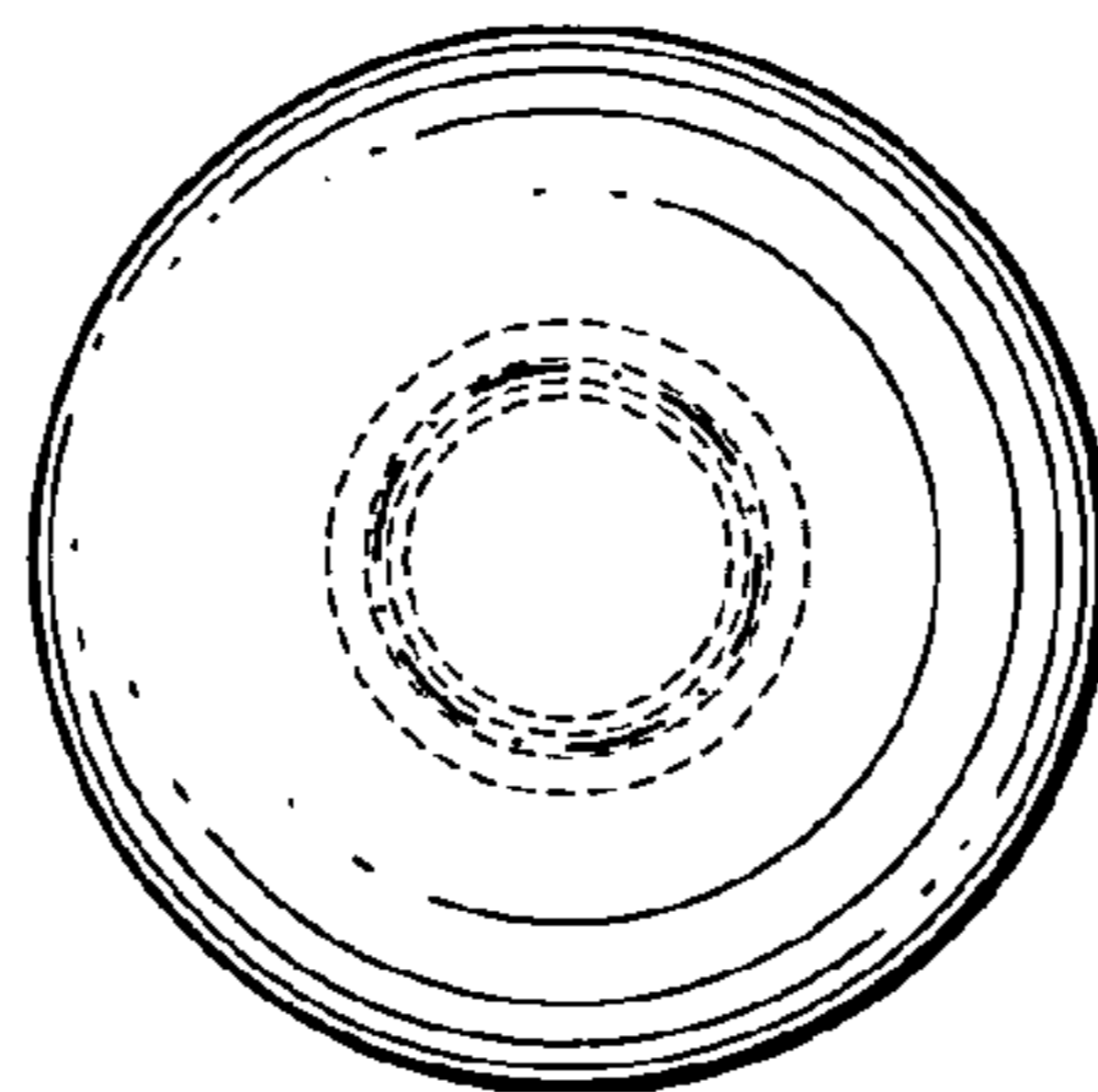


FIG. 6