



US00D569242S

(12) **United States Design Patent**
Flamand

(10) **Patent No.:** **US D569,242 S**

(45) **Date of Patent:** **** May 20, 2008**

(54) **FOOD PACKAGE**

(75) Inventor: **John Henri Flamand**, Lunteren (NL)

(73) Assignee: **Sara Lee/DE N.V.**, Utrecht (NL)

(**) Term: **14 Years**

(21) Appl. No.: **29/273,822**

(22) Filed: **Mar. 14, 2007**

(30) **Foreign Application Priority Data**

Sep. 21, 2006 (EM) 000592415

(51) **LOC (8) Cl.** **09-03**

(52) **U.S. Cl.** **D9/420**

(58) **Field of Classification Search** D9/414-432,
D9/761, 516-575; D7/538, 601, 602, 605,
D7/609, 610, 629; D3/273, 294; D19/75,
D19/77; D6/536; 220/4.21-4.24, 608, 669-675,
220/810-849, 915.1; 206/551, 822; 229/100,
229/116.1, 182.1, 406, 407, 901-906, 922,
229/938

See application file for complete search history.

(56) **References Cited**

U.S. PATENT DOCUMENTS

- D94,246 S * 1/1935 Smith D9/542
- D115,784 S * 7/1939 Dunnock D9/570
- 3,935,962 A * 2/1976 Schubert et al. 220/4.21
- 3,937,389 A * 2/1976 Wind 229/406
- D318,013 S * 7/1991 Elliot D9/415
- D343,768 S * 2/1994 Cautereels et al. D7/629
- D381,560 S * 7/1997 Indekeu D7/538
- 5,806,666 A * 9/1998 Chiang et al. 206/63.5

- D399,604 S * 10/1998 Wolff D28/66
- D410,114 S * 5/1999 Carabello D28/66
- D548,097 S * 8/2007 Whipple D9/541

* cited by examiner

Primary Examiner—Catherine Tuttle

(74) *Attorney, Agent, or Firm*—Kilpatrick Stockton LLP

(57) **CLAIM**

I claim the ornamental design for a food package, as shown and described.

DESCRIPTION

FIG. 1 is a perspective view of a food package showing my new design.

FIG. 2 is a front elevational view of the food package shown in FIG. 1.

FIG. 3 is a rear elevational view of the food package shown in FIG. 1 and FIG. 2.

FIG. 4 is a right side elevational view of the food package shown in FIG. 1, FIG. 2, and FIG. 3.

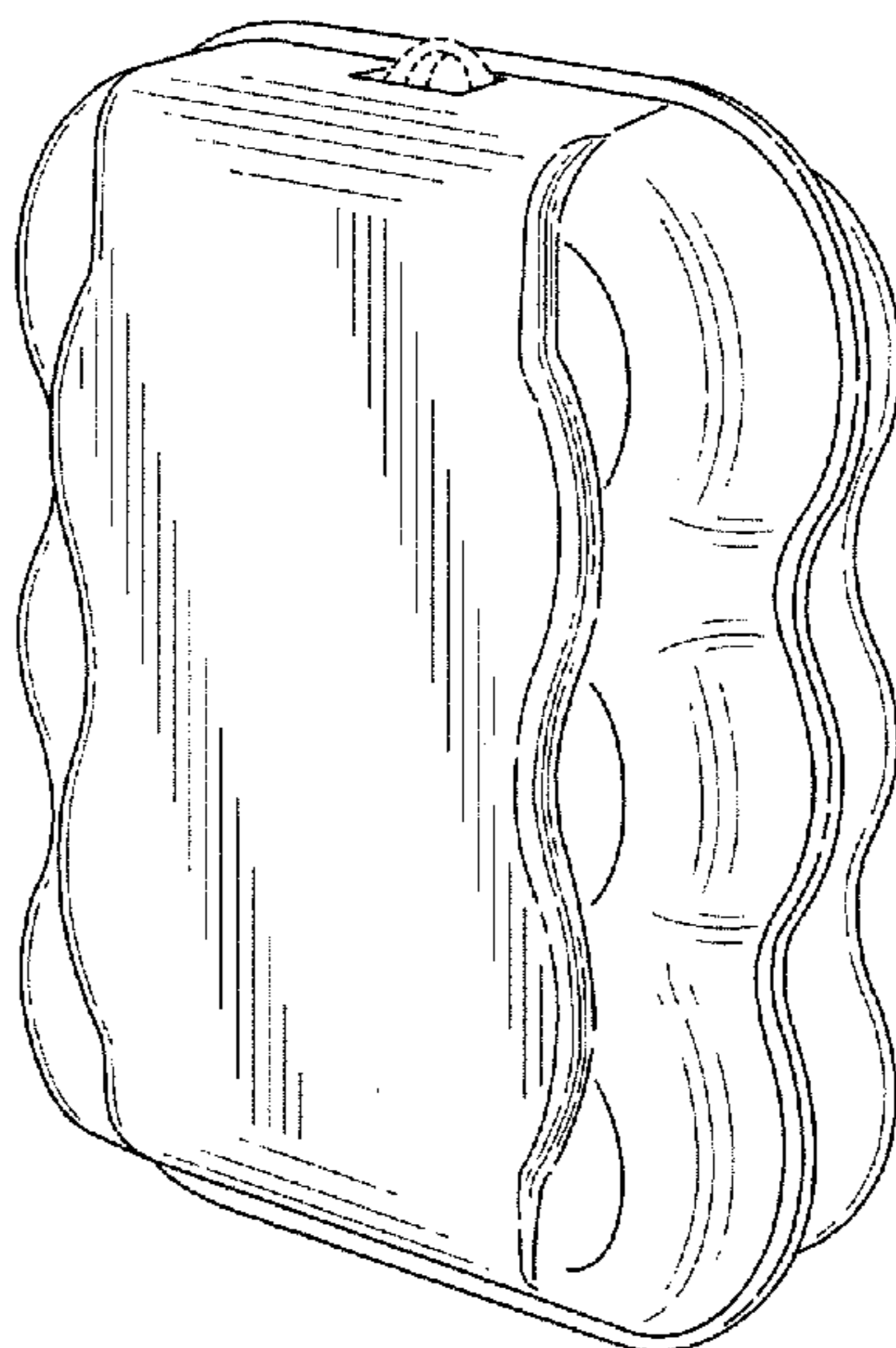
FIG. 5 is a left side elevational view of the food package shown in FIG. 1, FIG. 2, FIG. 3, and FIG. 4.

FIG. 6 is top plan view of the food package shown in FIG. 1, FIG. 2, FIG. 3, FIG. 4, and FIG. 5; and,

FIG. 7 is a bottom plan view of the food package shown in FIG. 1, FIG. 2, FIG. 3, FIG. 4, FIG. 5, and FIG. 6.

The broken lines shown in FIGS. 1—6 are included for the purpose of illustrating portions of the food package that form no part of the claimed design.

1 Claim, 5 Drawing Sheets



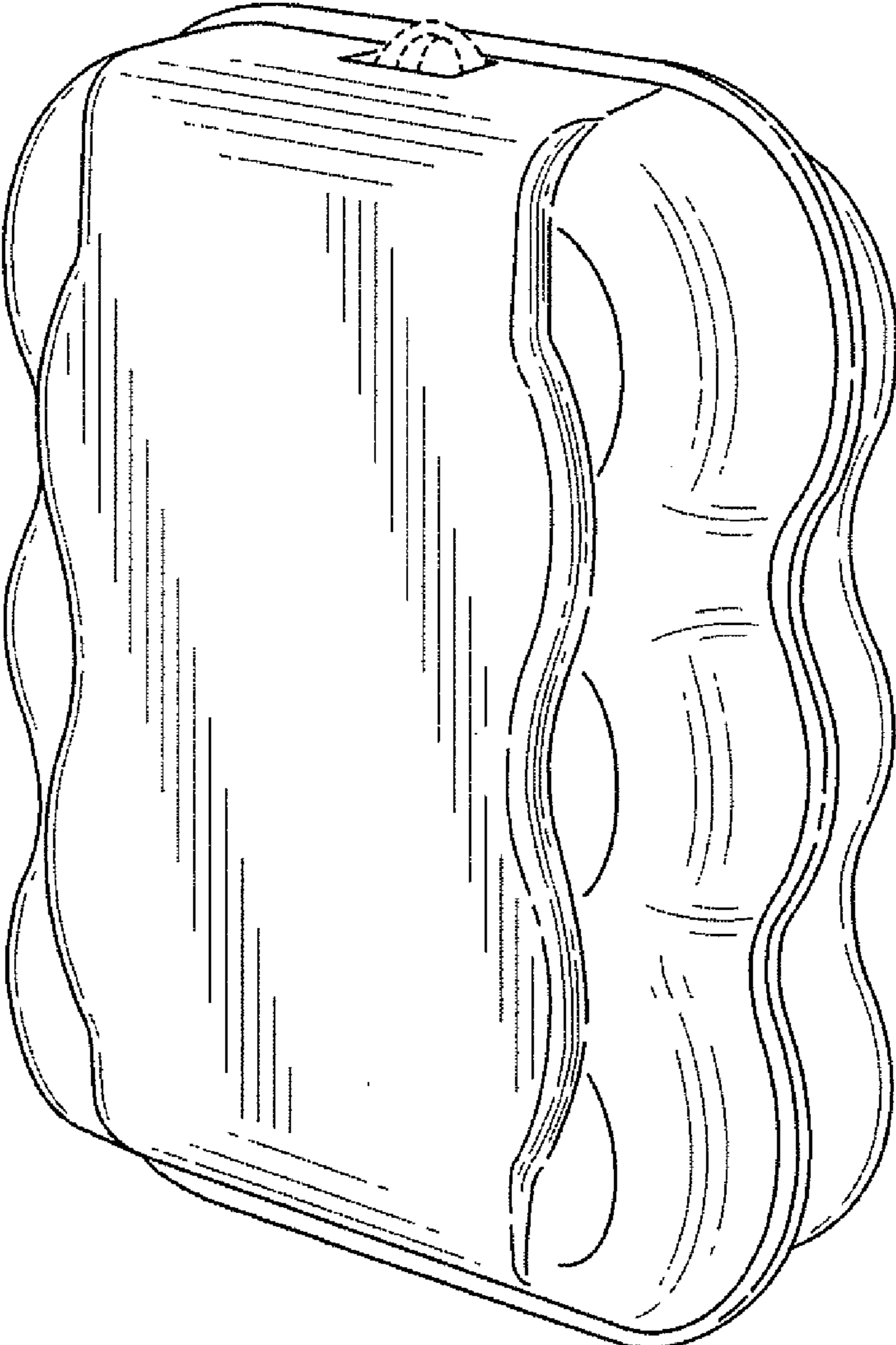


FIG. 1

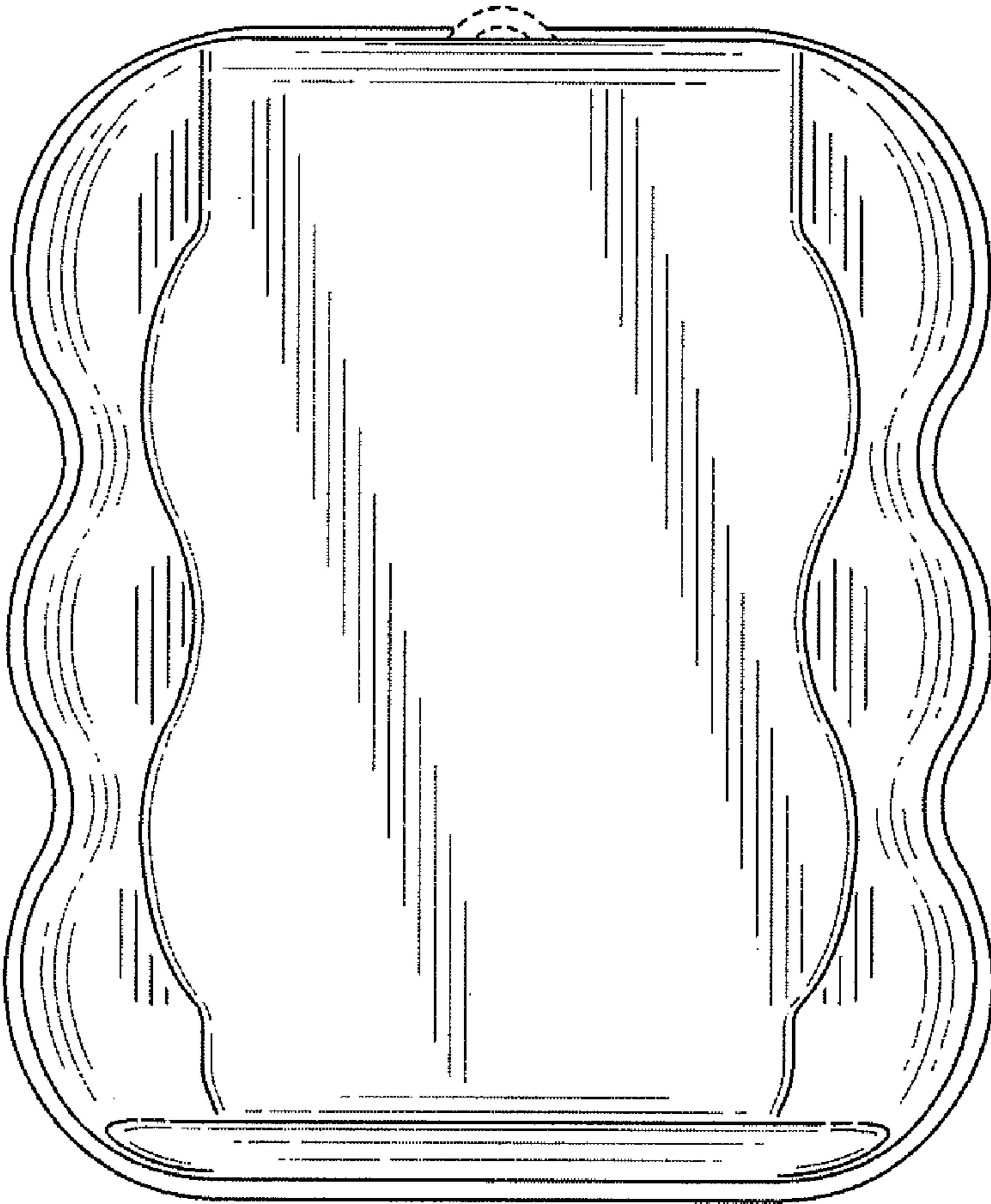


FIG. 2

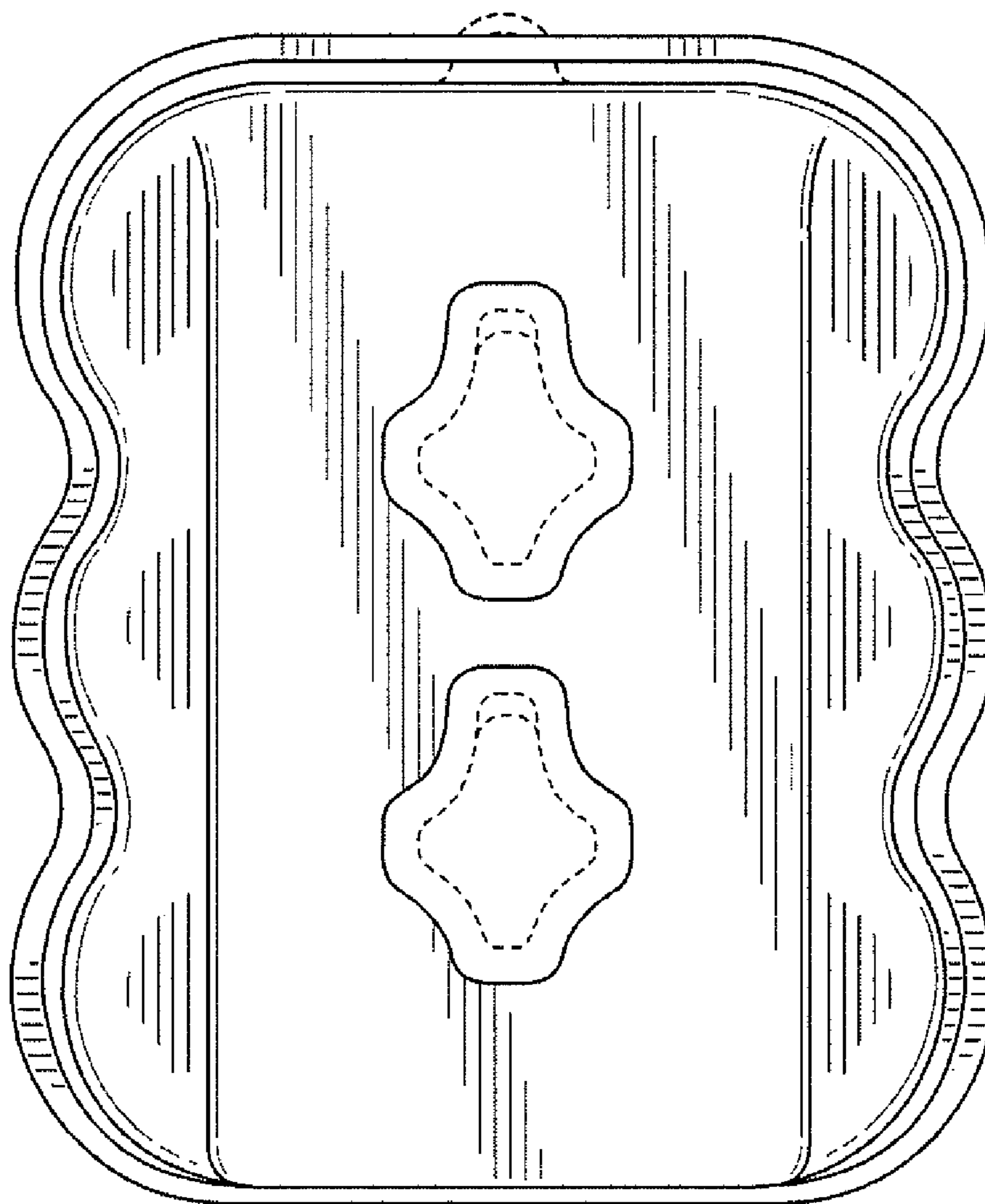


FIG. 3

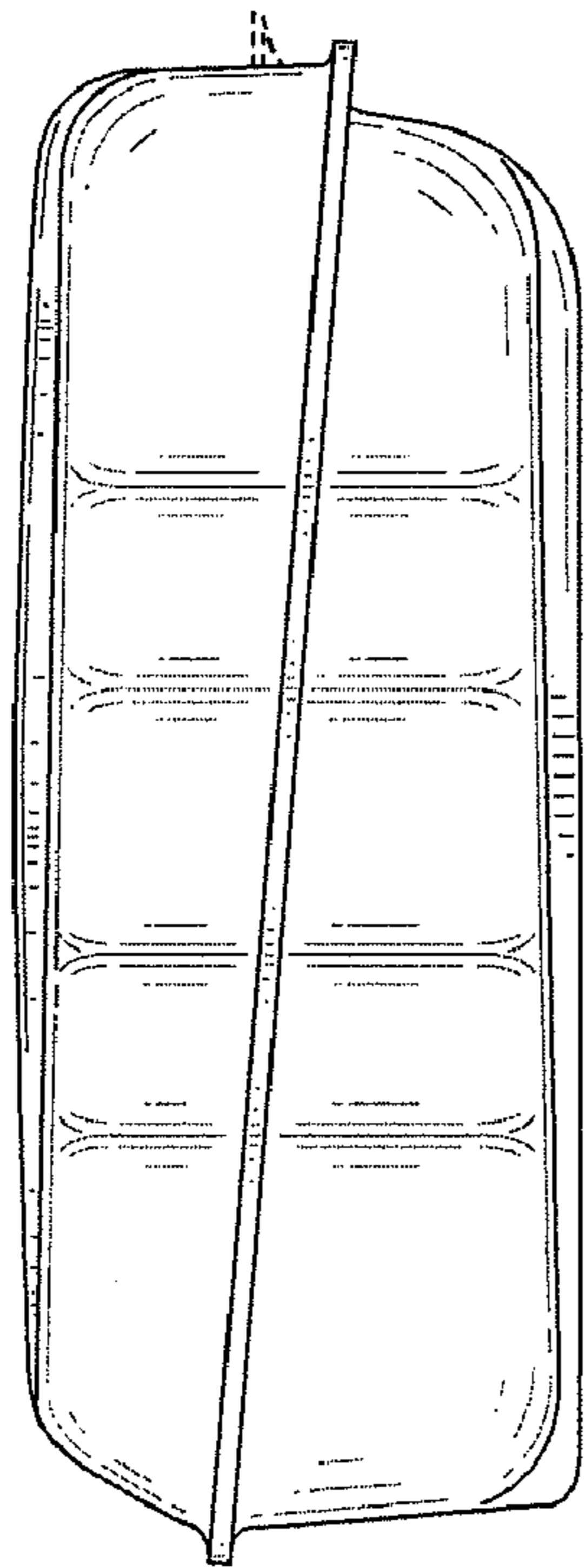


FIG. 4

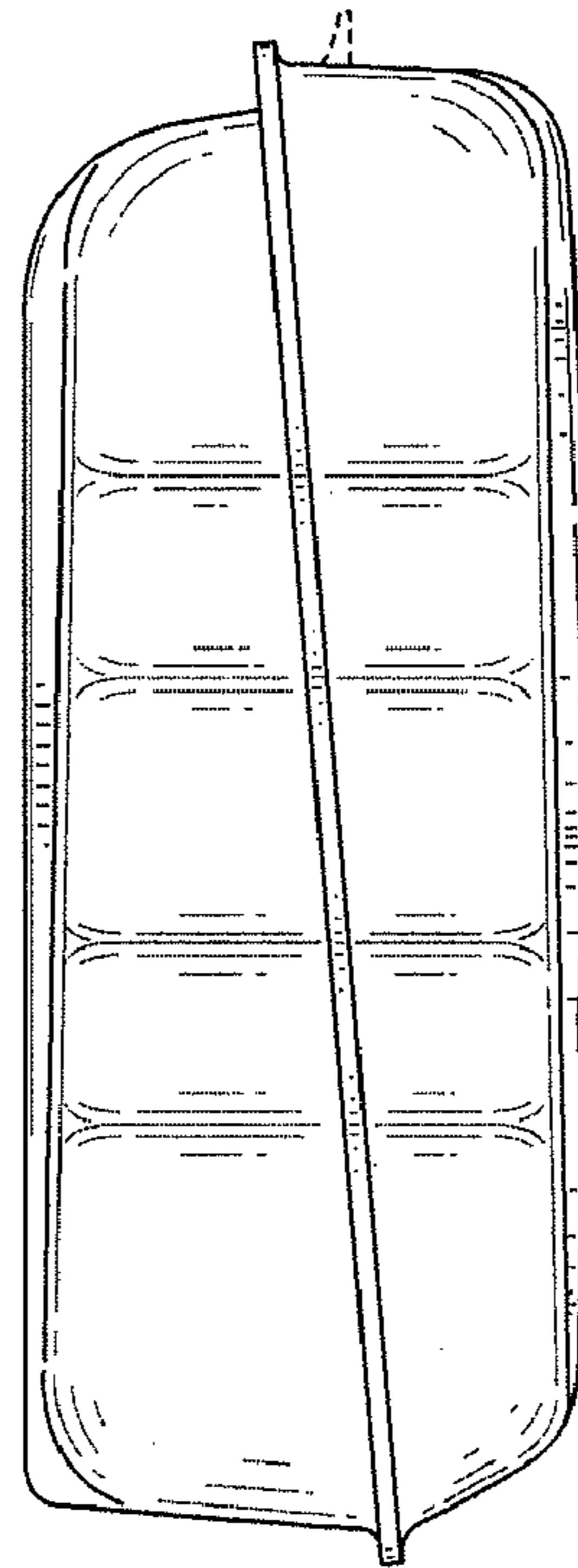


FIG. 5

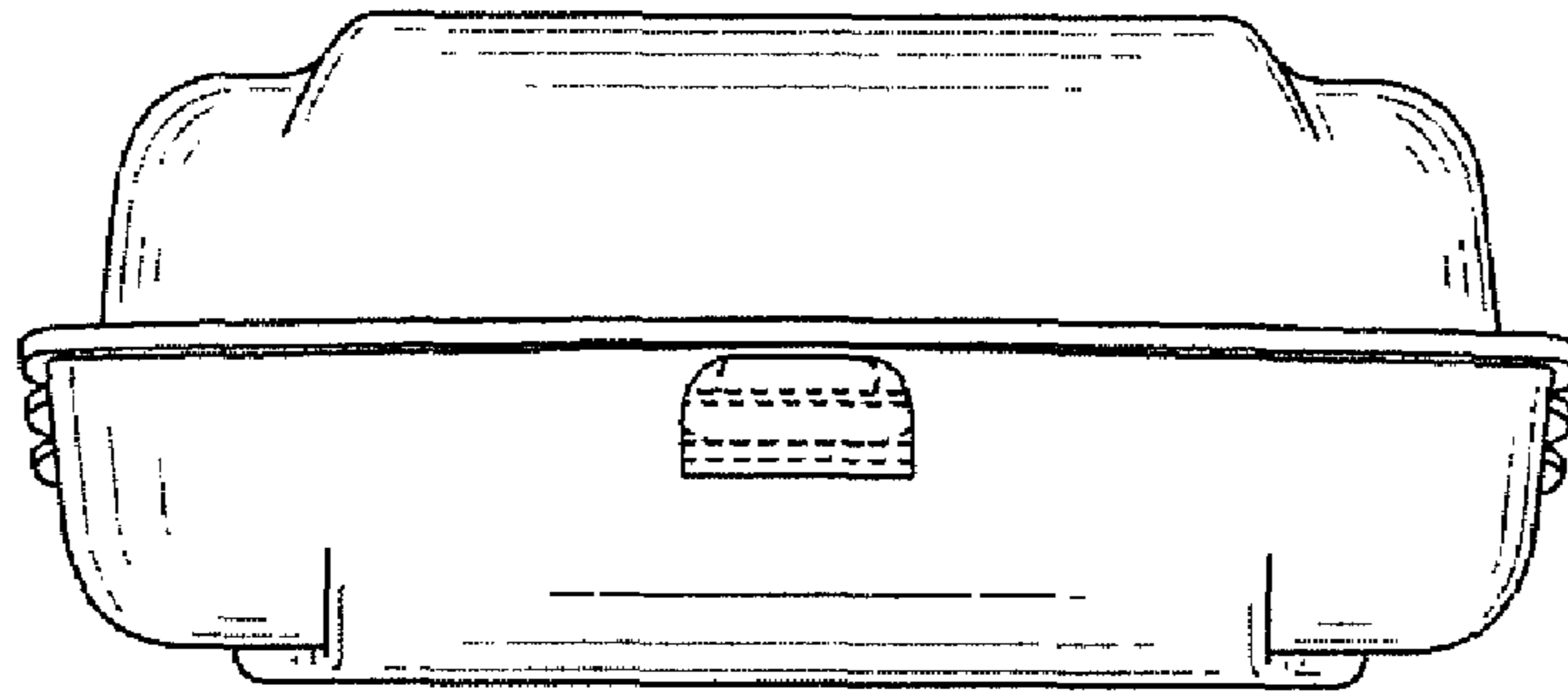


FIG. 6




FIG. 7