



US00D569209S

(12) **United States Design Patent**  
**Curtsinger**

(10) **Patent No.:** **US D569,209 S**

(45) **Date of Patent:** **\*\* May 20, 2008**

- (54) **SAW BLADE**
- (75) Inventor: **John Curtsinger**, Shelbyville, KY (US)
- (73) Assignee: **Black & Decker Inc.**, Newark, DE (US)
- (\*\*) Term: **14 Years**
- (21) Appl. No.: **29/296,540**
- (22) Filed: **Oct. 23, 2007**

**Related U.S. Application Data**

- (62) Division of application No. 29/248,053, filed on Jul. 27, 2006.
  - (51) **LOC (8) Cl.** ..... **08-03**
  - (52) **U.S. Cl.** ..... **D8/70**
  - (58) **Field of Classification Search** ..... D8/5-9, D8/16, 19, 20, 61-71, 90, 98, 99; D15/7, D15/15, 17, 29, 77, 78, 124-140; 30/346, 30/347; 83/478, 676, 834, 835, 839, 848, 83/852, 854, 855; 125/15, 18; 144/230, 144/231; 451/41, 47, 56, 324, 443, 451, 451/523, 533, 544, 545, 547, 548-551; 407/51, 407/118
- See application file for complete search history.

(56) **References Cited**

**U.S. PATENT DOCUMENTS**

139,176	A *	5/1873	Miller	83/676
1,550,342	A *	8/1925	Cogley	30/276
1,811,079	A	6/1931	Forsyth	
2,476,749	A	7/1949	Marsh	
2,714,317	A	8/1955	Drake	
2,850,056	A	9/1958	Kehl	
D197,500	S	2/1964	Roberts	
3,213,514	A	10/1965	Evans	
3,228,438	A	1/1966	Serry	
3,406,729	A	10/1968	Cooper	
3,730,038	A	5/1973	Farb	
3,971,113	A	7/1976	Budke et al.	
4,039,011	A	8/1977	Sword	
4,173,914	A	11/1979	Vollmer et al.	
D264,675	S	6/1982	Inaga et al.	
4,432,264	A	2/1984	Scott	
D277,931	S	3/1985	Croydon	
4,515,055	A	5/1985	Scott	

D283,784	S *	5/1986	Croydon	D8/70
4,604,933	A	8/1986	Leshner et al.	
4,606,253	A	8/1986	Weigel et al.	
5,261,306	A	11/1993	Morey et al.	
5,580,195	A	12/1996	Kelly	
5,713,259	A	2/1998	Haanschoten et al.	
5,947,805	A *	9/1999	Van Osenbruggen	451/358
D417,598	S	12/1999	Dibbern et al.	
6,065,370	A	5/2000	Curtsinger et al.	
D458,283	S	6/2002	Stanley	
6,691,596	B1	2/2004	Singh et al.	
6,708,594	B1	3/2004	Iinuma et al.	
2003/0010178	A1	1/2003	Trimpe et al.	
2006/0283436	A1	12/2006	Dassoulas et al.	
2007/0266841	A1 *	11/2007	Robinson et al.	83/835

**FOREIGN PATENT DOCUMENTS**

IT	EU-000338017-0001	*	5/2005
IT	EU-000338017-0003	*	5/2005

\* cited by examiner

*Primary Examiner*—T. Chase Nelson  
*Assistant Examiner*—Karen Acker  
 (74) *Attorney, Agent, or Firm*—Harness, Dickey & Pierce, P.L.C.

(57) **CLAIM**

The ornamental design for a saw blade, as shown and described.

**DESCRIPTION**

FIG. 1 is a perspective view of a saw blade according to the present disclosure;  
 FIG. 2 is a front view of the saw blade of FIG. 1, the rear view of the saw blade is a mirror image of the front view; and,  
 FIG. 3 is a bottom view of the saw blade of FIG. 1, top, left and right side views are identical to the bottom view;  
 The broken line showing in all figures, of portions of of the saw blade is for illustrative purposes only and forms no part of the claimed design.

**1 Claim, 2 Drawing Sheets**

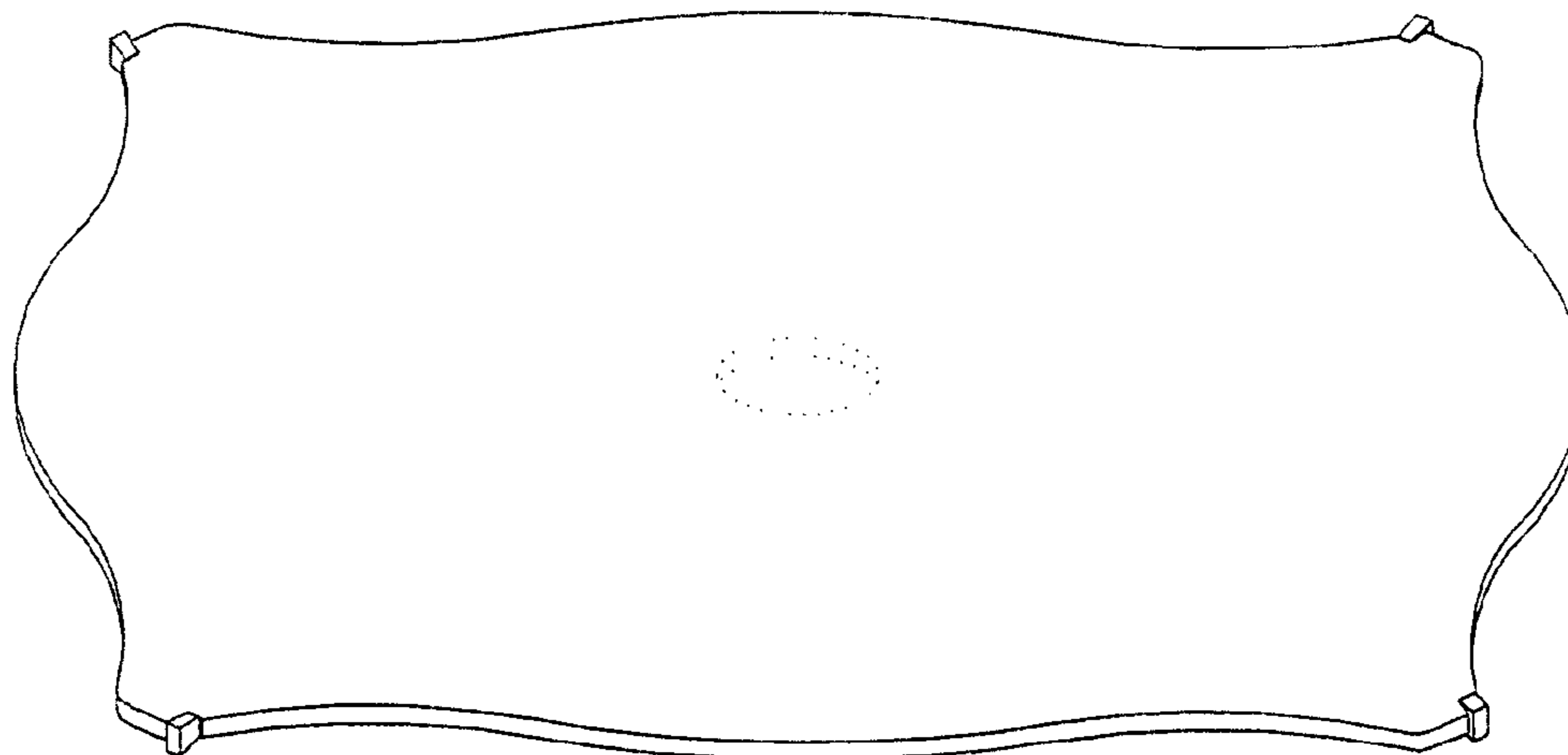


FIG 1

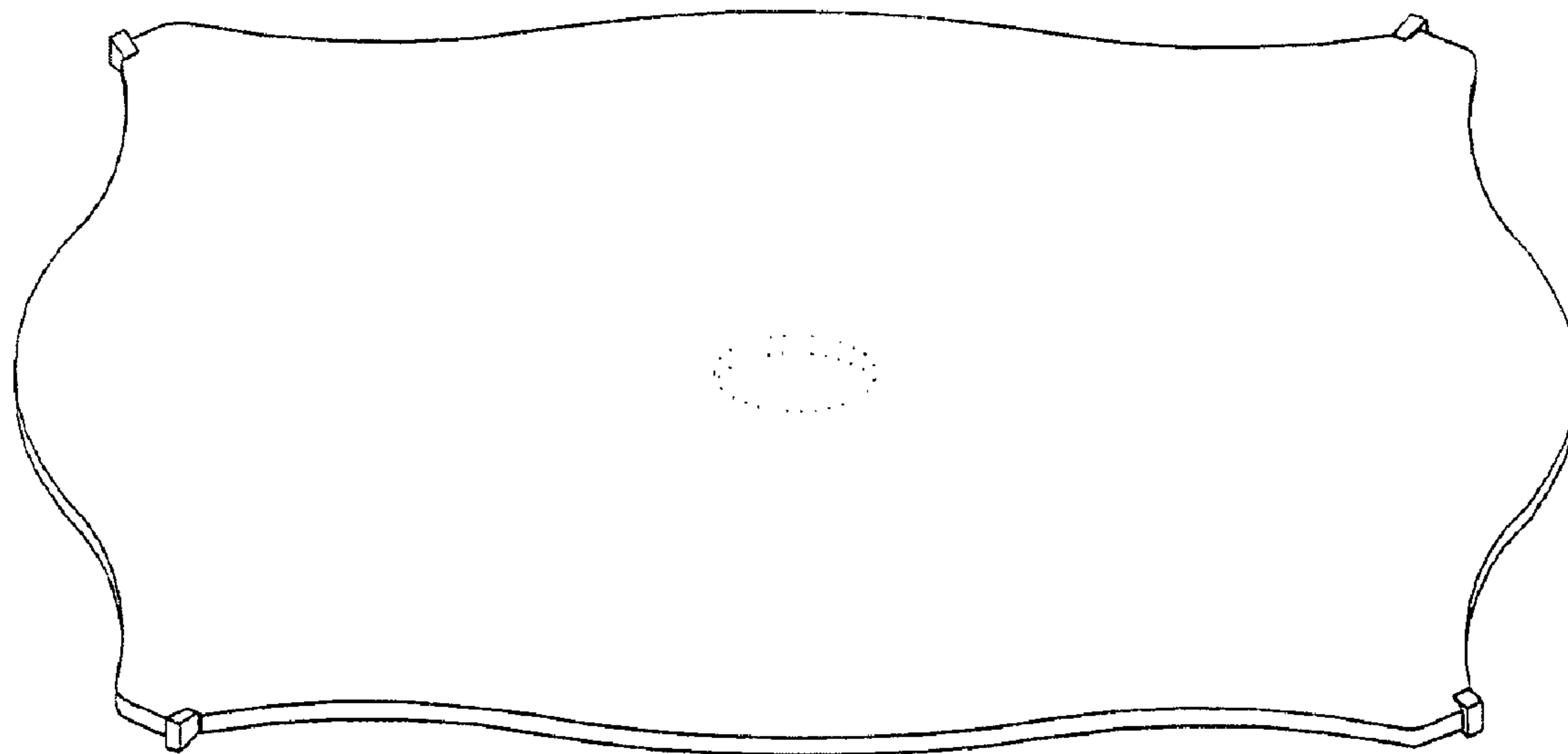


FIG 2

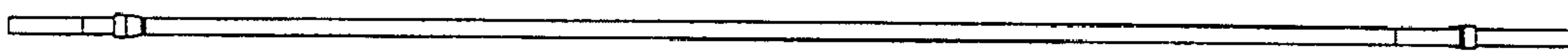
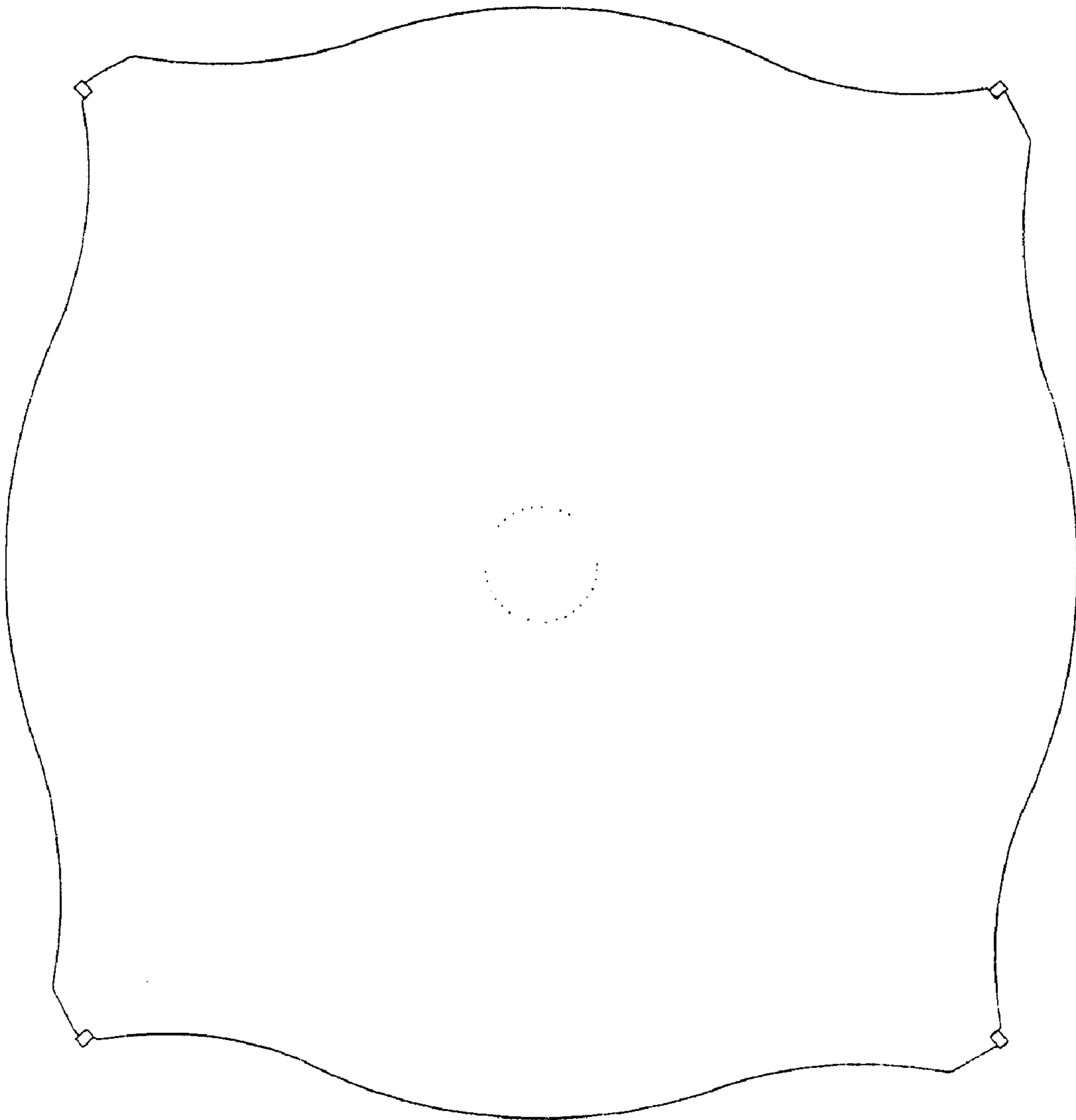


FIG 3

UNITED STATES PATENT AND TRADEMARK OFFICE  
**CERTIFICATE OF CORRECTION**

PATENT NO. : Des. 569,209 S  
APPLICATION NO. : 29/296540  
DATED : May 20, 2008  
INVENTOR(S) : John Curtsinger

Page 1 of 1

It is certified that error appears in the above-identified patent and that said Letters Patent is hereby corrected as shown below:

Title Page,

Description, insert the following heading and information:

--Cross-Reference To Related Applications

This application is a divisional application of U.S. Design Application No. 29/248,053, filed 27 July 2006, now pending.--.

Title Page,

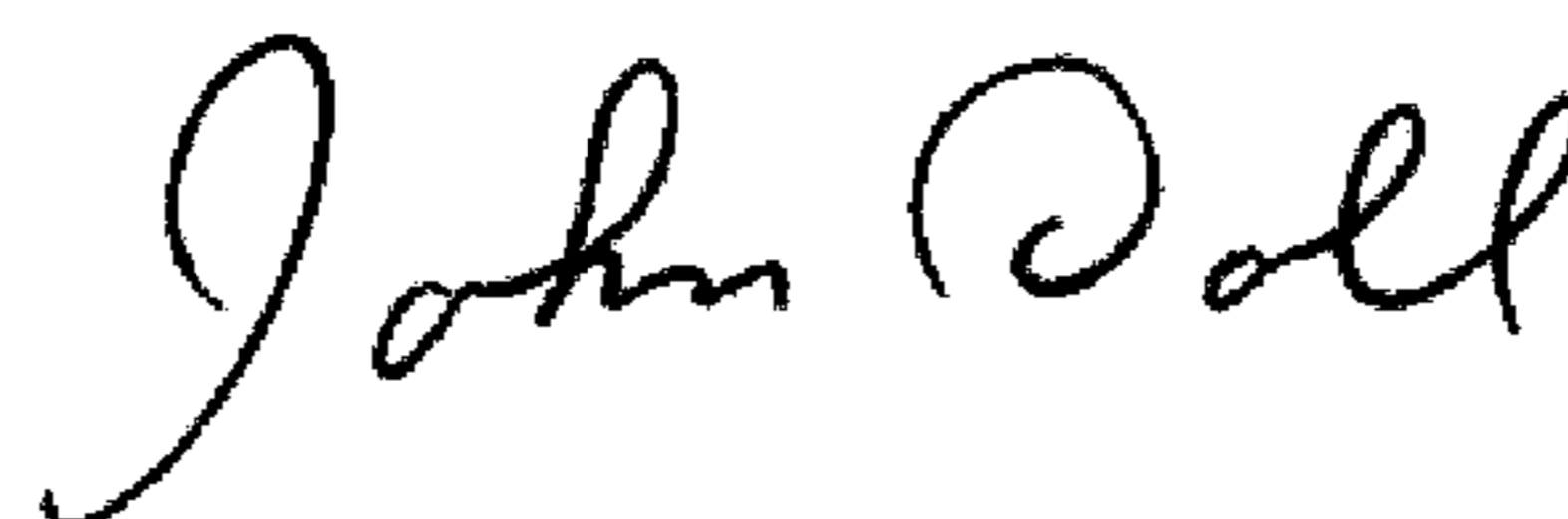
Description, line 8, after "showing" insert --,-- (comma).

Title Page,

Description, line 8, delete "of" (third occurrence).

Signed and Sealed this

Tenth Day of March, 2009



JOHN DOLL

*Acting Director of the United States Patent and Trademark Office*