



US00D569202S

(12) **United States Design Patent**
Baker

(10) **Patent No.:** **US D569,202 S**

(45) **Date of Patent:** **** May 20, 2008**

(54) **HANDLE FOR A GARDEN TOOL**
(75) Inventor: **Bruce Baker**, Ann Arbor, MI (US)
(73) Assignee: **Radius Garden LLC**, Ann Arbor, MI (US)
(**) Term: **14 Years**

D305,496 S 1/1990 Jasperson
4,950,013 A 8/1990 Yonkers
D381,876 S * 8/1997 Gou D8/10
D435,407 S * 12/2000 Yager et al. D8/10
D442,446 S * 5/2001 Hortnagl D8/10
D448,258 S * 9/2001 Hay et al. D8/10
D464,856 S * 10/2002 Lai D8/13
D488,688 S * 4/2004 Choi D8/13
D519,819 S * 5/2006 Jimenez D8/107

(21) Appl. No.: **29/283,526**
(22) Filed: **Aug. 16, 2007**

* cited by examiner

Related U.S. Application Data

Primary Examiner—Holly H. Baynham
Assistant Examiner—Sheryl Friedman
(74) *Attorney, Agent, or Firm*—Gifford, Krass, Sprinkle, Anderson & Citkowski, PC

(63) Continuation of application No. 11/008,013, filed on Dec. 9, 2004, which is a continuation-in-part of application No. 10/821,766, filed on Apr. 9, 2004.

(57) **CLAIM**

(51) **LOC (8) Cl.** **08-01**
(52) **U.S. Cl.** **D8/10**
(58) **Field of Classification Search** D8/10,
D8/13, 9; 56/400.01, 400.21; 294/49
See application file for complete search history.

I claim the ornamental design for a handle for a garden tool, as shown and described.

DESCRIPTION

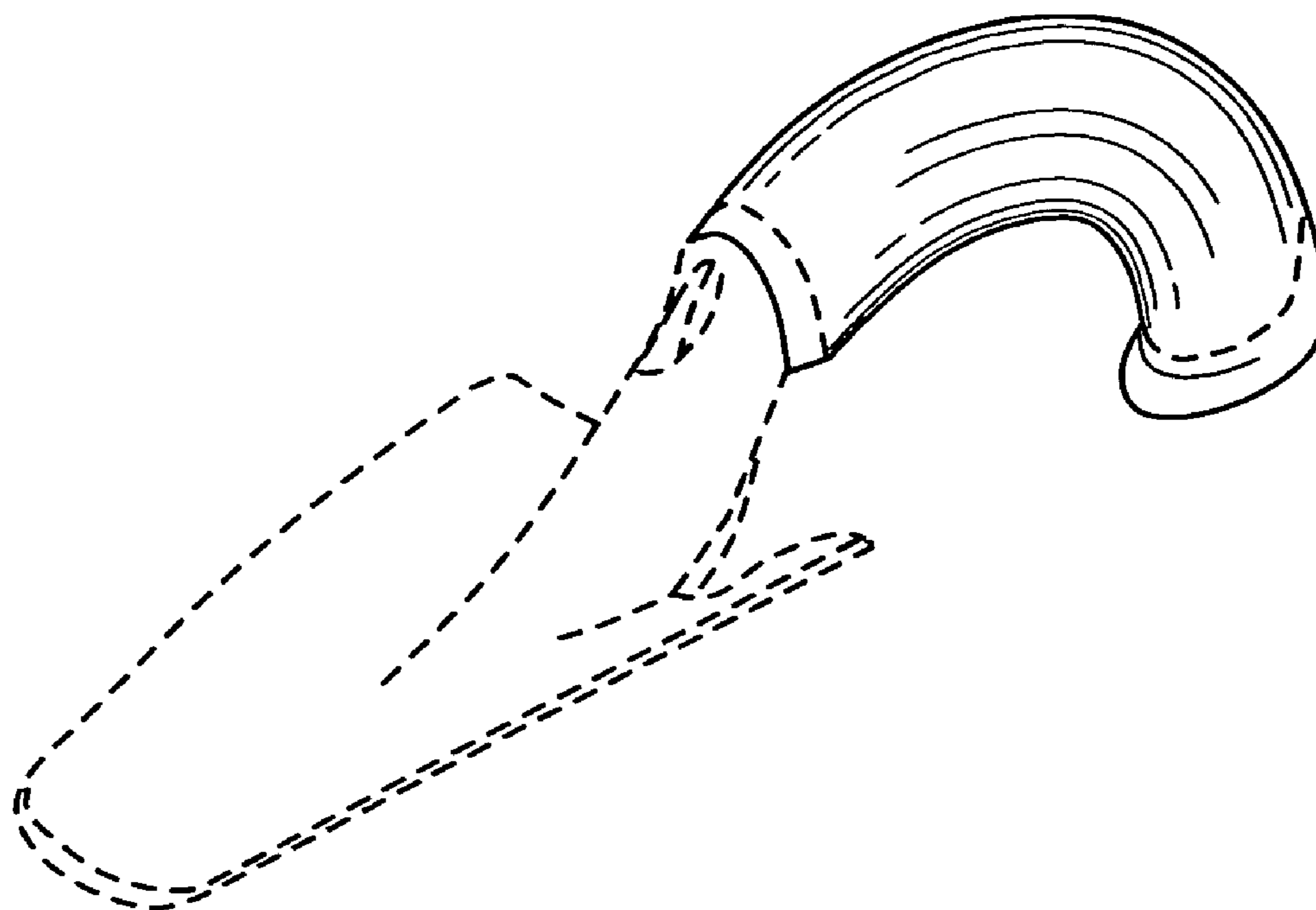
(56) **References Cited**
U.S. PATENT DOCUMENTS

FIG. 1 is an oblique view of the invention;
FIG. 2 is a top view of the invention;
FIG. 3 is a bottom view of the invention;
FIG. 4 is a front view of the invention; and,
FIG. 5 is a side view of the invention.

D22,315 S 3/1893 Warner
D180,018 S 4/1957 Greiner
2,787,945 A 4/1957 Greiner
D256,542 S 8/1980 Nadle
D256,979 S 9/1980 Nadle
D257,551 S 11/1980 Nadle
D292,865 S 11/1987 Scott
D295,013 S * 4/1988 Vosbikian D8/10

The broken line showing of the garden tool is included for the purpose of illustrating portions of the article and forms no part of the claimed design.

1 Claim, 1 Drawing Sheet



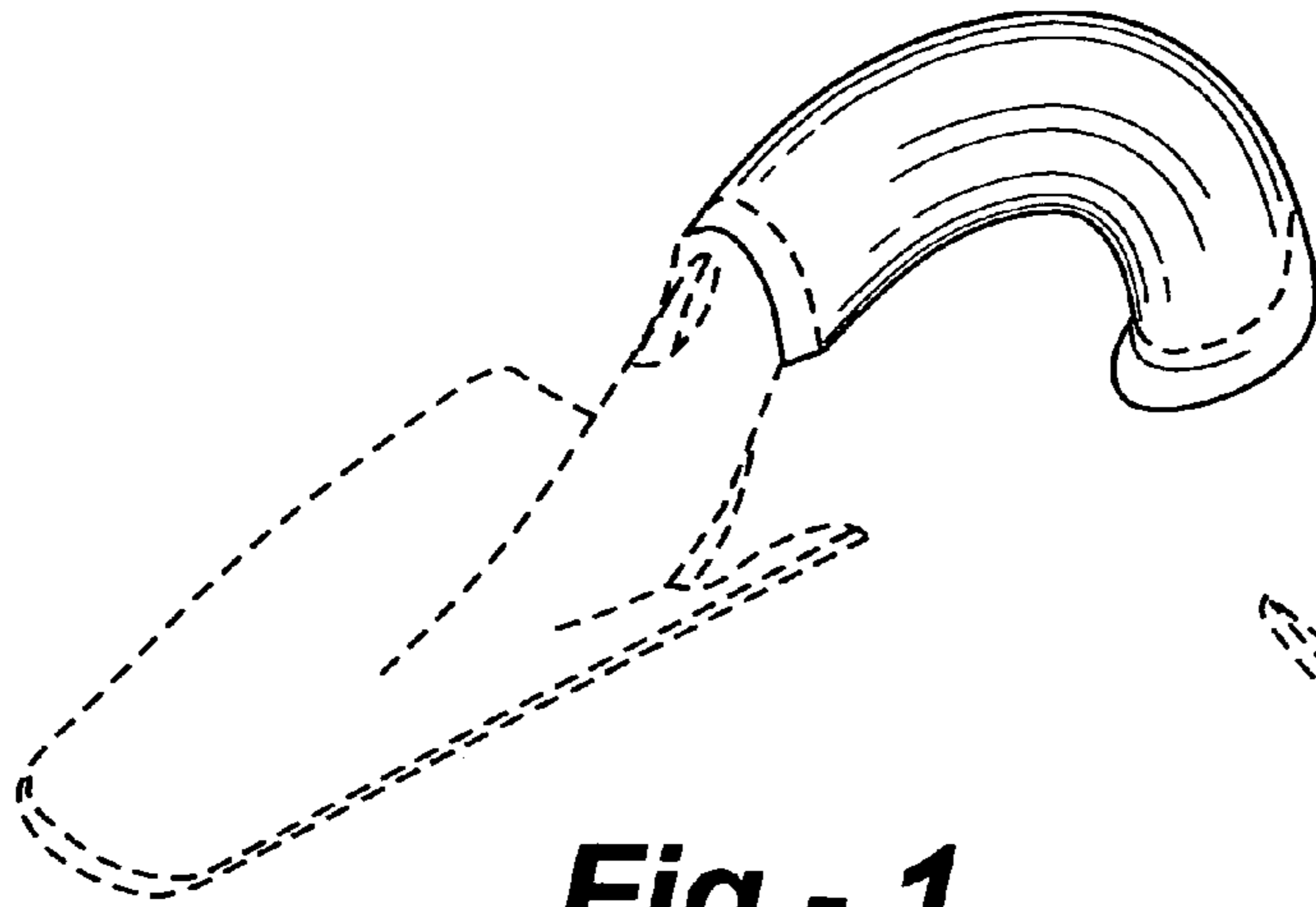


Fig - 1

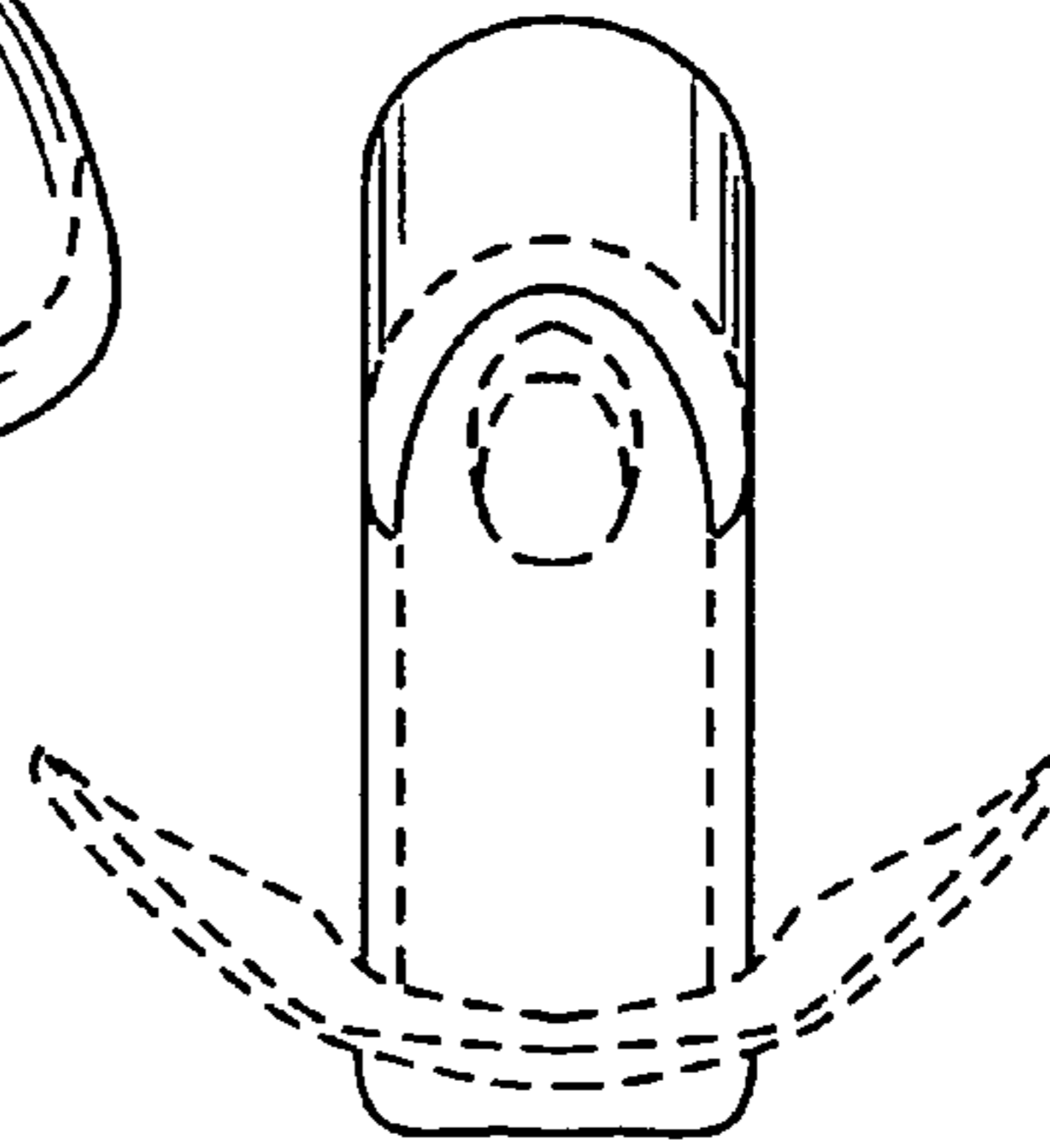


Fig - 4

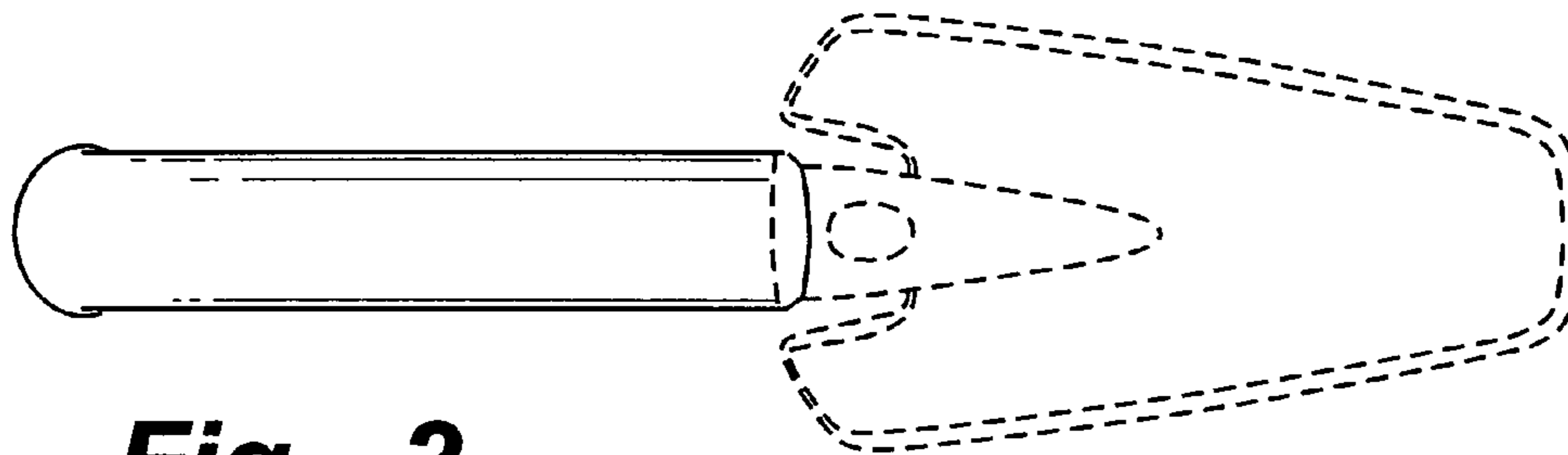


Fig - 2

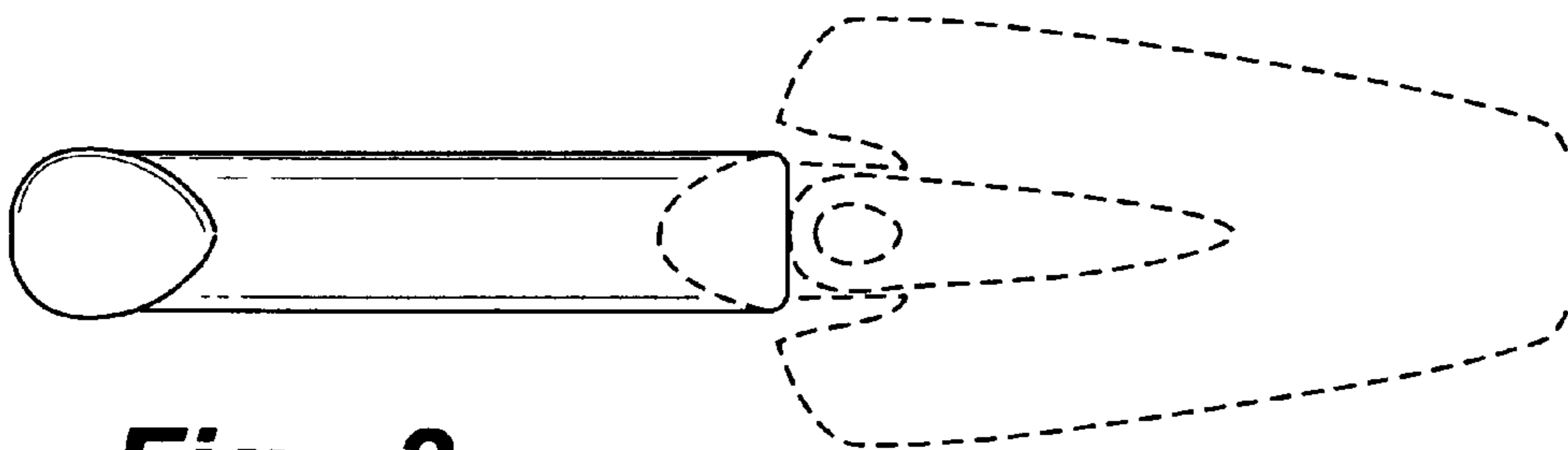


Fig - 3

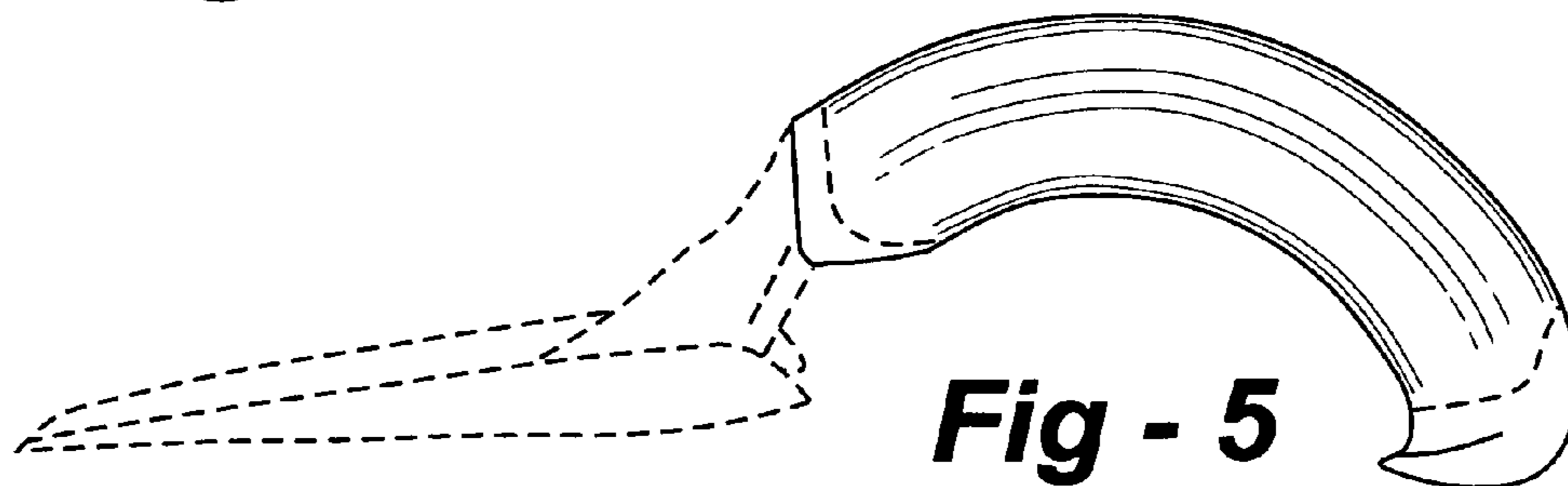


Fig - 5