



US00D569201S

(12) **United States Design Patent** (10) **Patent No.:** **US D569,201 S**  
**Grady** (45) **Date of Patent:** **\*\* May 20, 2008**

(54) **FREE-STANDING CUP HOLDER** D392,163 S \* 3/1998 Jenkinson ..... D7/704  
D399,348 S \* 10/1998 Dancyger ..... D3/313  
(75) Inventor: **Jeffrey T. Grady**, Sugar Grove, IL D401,819 S \* 12/1998 Doret, Jr. .... D7/600.2  
(US) D404,919 S \* 2/1999 McCorkle, Jr. .... D3/315  
D483,579 S \* 12/2003 Frankelton ..... D6/462  
(73) Assignee: **Fleming Sales Company, Inc.**, D513,948 S \* 1/2006 Martin ..... D7/707  
Warrenville, IL (US) D518,390 S 4/2006 Poffenberger  
D547,621 S \* 7/2007 Ku ..... D7/704

(\*\*) Term: **14 Years**

\* cited by examiner

(21) Appl. No.: **29/297,191**

*Primary Examiner*—Terry A Wallace

(22) Filed: **Nov. 6, 2007**

(74) *Attorney, Agent, or Firm*—Cook, Alex, McFarron,  
Manzo, Cummings & Mehler, Ltd.

(51) **LOC (8) Cl.** ..... **07-06**

(52) **U.S. Cl.** ..... **D7/704**

(57) **CLAIM**

(58) **Field of Classification Search** ..... D7/701–708,  
D7/600.1–600.4; D6/405, 411, 457, 458,  
D6/462, 45, 449, 466, 467, 469; 211/13.1,  
211/74, 77, 78, 71.01, 70.6, 70.7, 181.1  
See application file for complete search history.

The ornamental design for a free-standing cup holder, as  
shown and described.

**DESCRIPTION**

(56) **References Cited**

FIG. 1 is a perspective view of a free-standing cup holder  
showing my new design.

**U.S. PATENT DOCUMENTS**

FIG. 2 is a front elevational view thereof, a back elevational  
view being identical to the front elevational view.

- 2,140,743 A \* 12/1938 Heymann ..... 211/74
- D165,303 S \* 11/1951 Rogers et al. .... D7/706
- D166,528 S \* 4/1952 Cole ..... D6/458
- 2,591,362 A \* 4/1952 Koch ..... 211/74
- D178,752 S \* 9/1956 Berg et al. .... D7/704
- 2,883,063 A \* 4/1959 Baren ..... 211/78
- 3,220,127 A 11/1965 Wilson
- 4,185,583 A 1/1980 Stamm

FIG. 3 is a side elevational view, a side elevational view  
from the opposite being identical thereto.

FIG. 4 is a top view thereof; and,

FIG. 5 is a bottom view thereof.

**1 Claim, 2 Drawing Sheets**

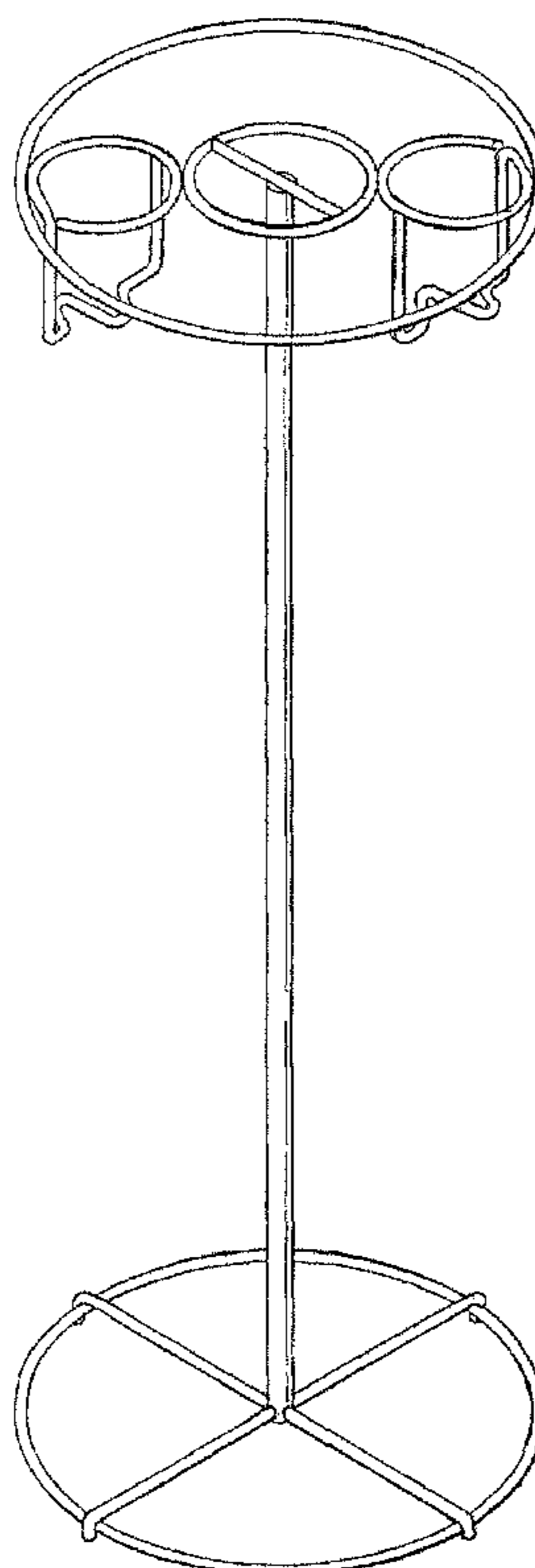


FIG. 1

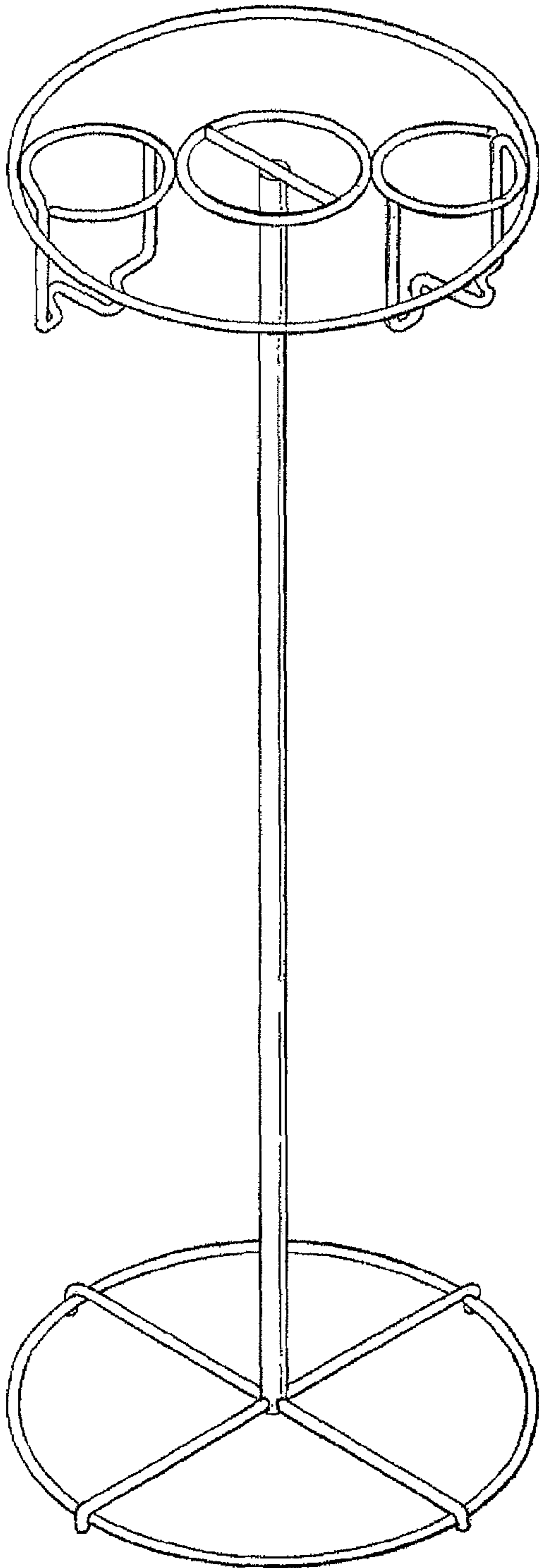


FIG. 2

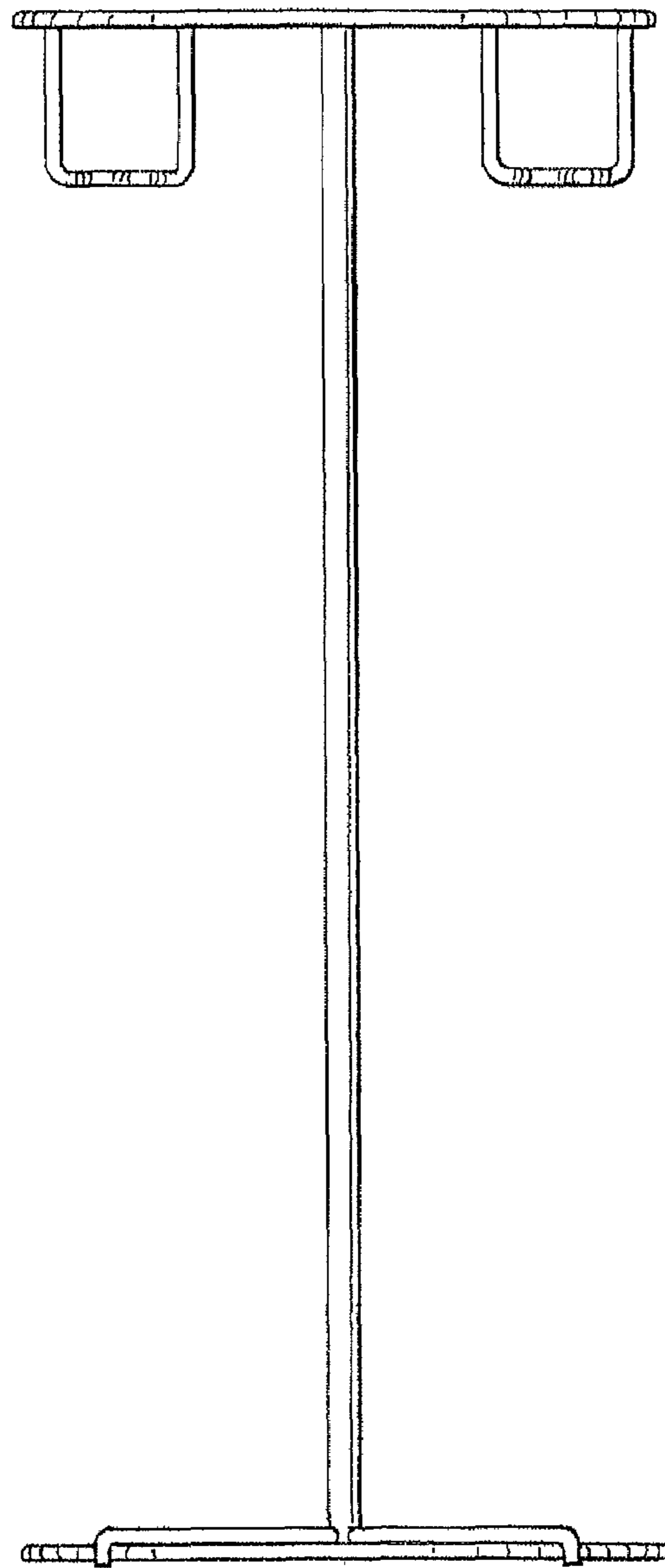


FIG. 3

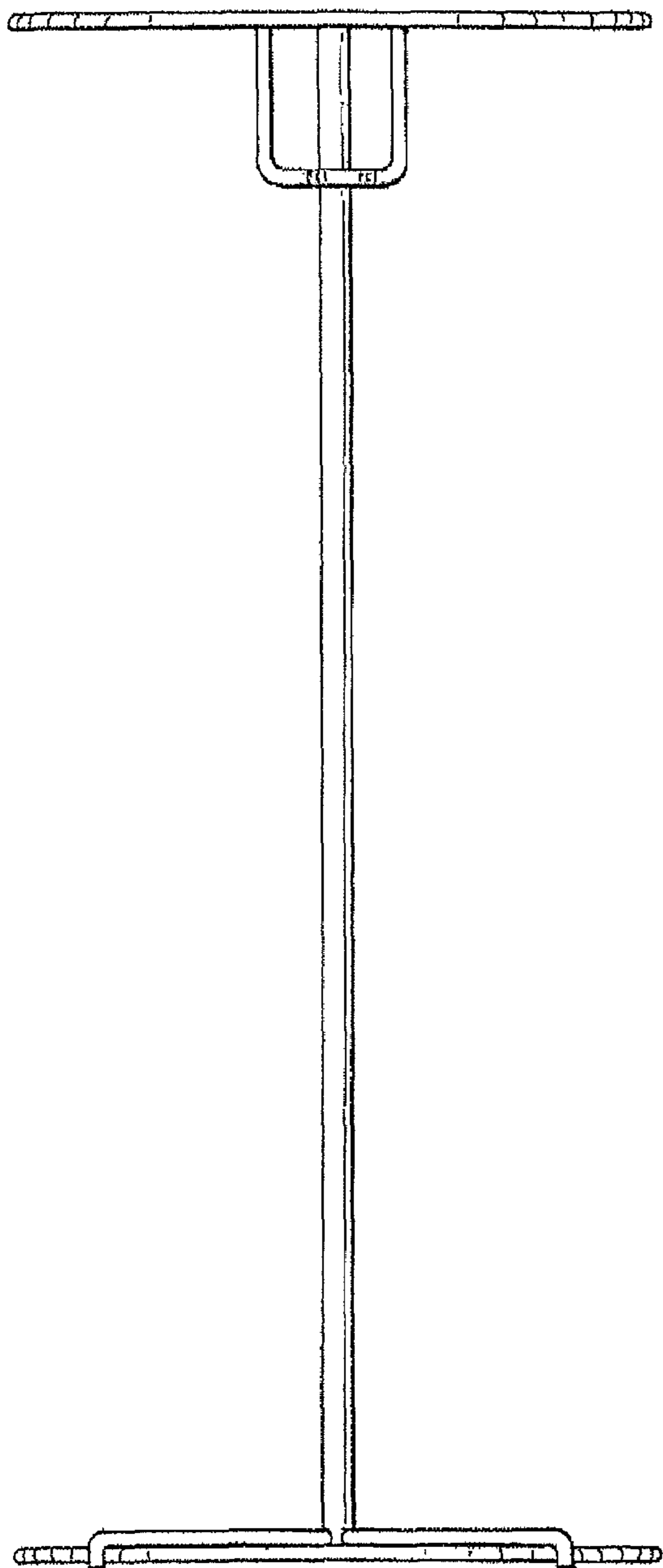


FIG. 4




FIG. 5

