



US00D569197S

(12) **United States Design Patent**
Richmond

(10) **Patent No.:** **US D569,197 S**

(45) **Date of Patent:** **** May 20, 2008**

(54) **SPOON**

D489,581 S * 5/2004 Shane-Schuldt D7/653
D549,055 S * 8/2007 Shane-Schuldt D7/653
D553,448 S * 10/2007 Ito D7/653

(75) Inventor: **Colin Richmond**, Fairview, NC (US)

(73) Assignee: **Oneida, Ltd.**, Oneida, NY (US)

(**) Term: **14 Years**

(21) Appl. No.: **29/292,629**

(22) Filed: **Oct. 19, 2007**

(51) **LOC (8) Cl.** **07-03**

(52) **U.S. Cl.** **D7/653**

(58) **Field of Classification Search** D7/393,
D7/395, 401.2, 642-646, 649-653, 662-664,
D7/688, 695-696; D8/10, 36, 75, 80, 83,
D8/87, 98, 99, 102, 107, 300, 303; 30/123.5-123.7,
30/124-125, 128, 142, 143, 147-149, 169,
30/304, 316, 329, 340, 342-346, 353, 355,
30/394

See application file for complete search history.

(56) **References Cited**

U.S. PATENT DOCUMENTS

D116,439 S * 9/1939 Allen et al. D7/662
D431,758 S * 10/2000 Junko D7/653
D485,734 S * 1/2004 Junko D7/653

* cited by examiner

Primary Examiner—Caron D. Veynar

Assistant Examiner—Ricky Pham

(74) *Attorney, Agent, or Firm*—Marjama Muldoon Blasiak
& Sullivan LLP

(57) **CLAIM**

The ornamental design for a spoon, as shown and described.

DESCRIPTION

FIG. 1 is a top plan view of a spoon, illustrating my new design;

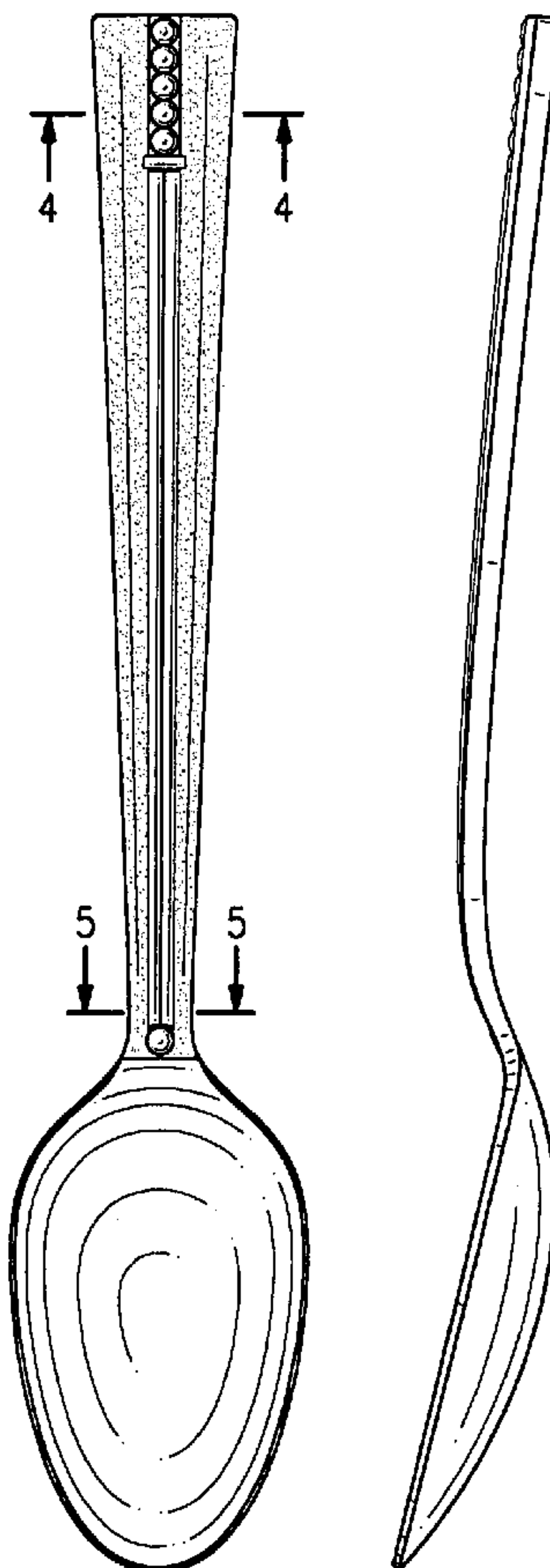
FIG. 2 is a right side view thereof, the left side view being a mirror image;

FIG. 3 is a bottom view thereof;

FIG. 4 is a cross-sectional view taken through line 4—4 of FIG. 1; and,

FIG. 5 is a cross-sectional view taken through line 5—5 of FIG. 1.

1 Claim, 1 Drawing Sheet



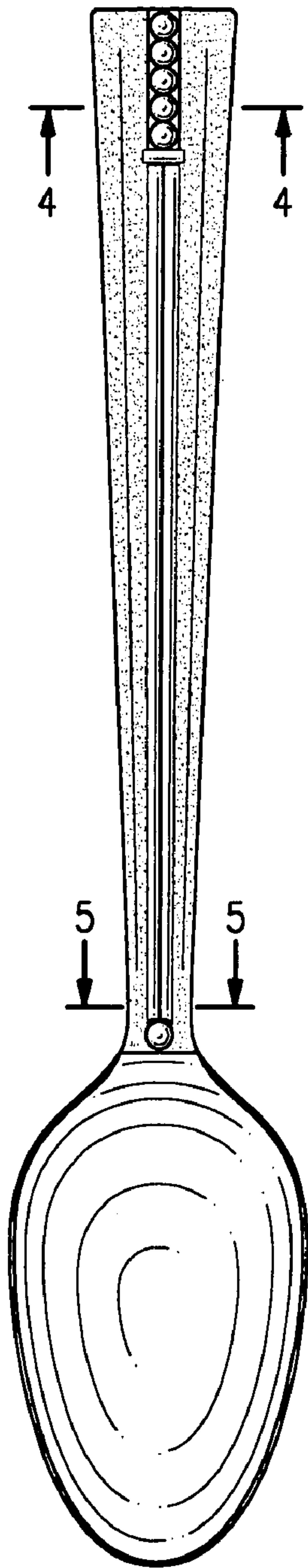


FIG. 1




FIG. 2

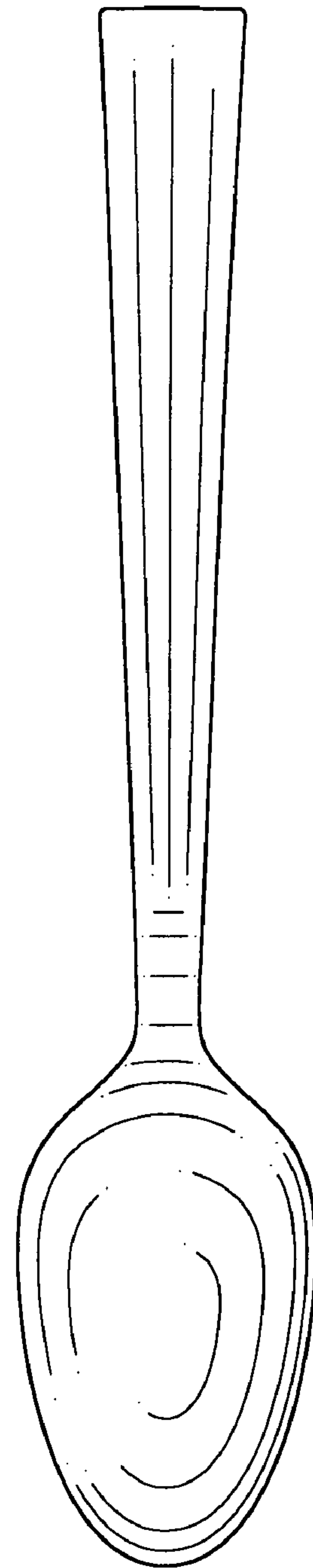


FIG. 3



FIG. 4



FIG. 5