

US00D569195S

(12) **United States Design Patent**
Kim

(10) **Patent No.:** **US D569,195 S**

(45) **Date of Patent:** **** May 20, 2008**

(54) **VACUUM BOTTLE**

D497,778 S * 11/2004 Rich D7/608
D500,231 S * 12/2004 Ward et al. D7/608
D533,032 S * 12/2006 Liu et al. D7/608

(76) Inventor: **Jung-Yong Kim**, 102-908 Samsung
APT Jayang Dong Gwangjin-gu, Seoul
(KR) 143-718

* cited by examiner

(**) Term: **14 Years**

Primary Examiner—Terry A Wallace
(74) *Attorney, Agent, or Firm*—Intellectual Property Law
Group LLP; Otto O. Lee

(21) Appl. No.: **29/280,532**

(22) Filed: **May 30, 2007**

(57) **CLAIM**

(51) **LOC (8) Cl.** **07-01**

The ornamental design for a vacuum bottle, as shown and described.

(52) **U.S. Cl.** **D7/608**

(58) **Field of Classification Search** D7/603–608,
D7/509–511; 62/457.1, 457.9, 3.64, 3.71;
D9/549, 559, 569, 570; 215/12.1, 12.2, 13.1,
215/6; 220/592.01, 592.09, 592.16, 592.2,
220/592.22, 592.27

DESCRIPTION

See application file for complete search history.

FIG. 1 is a perspective view of a vacuum bottle embodying my new design;

FIG. 2 is a perspective view of the vacuum bottle in an open position;

(56) **References Cited**

U.S. PATENT DOCUMENTS

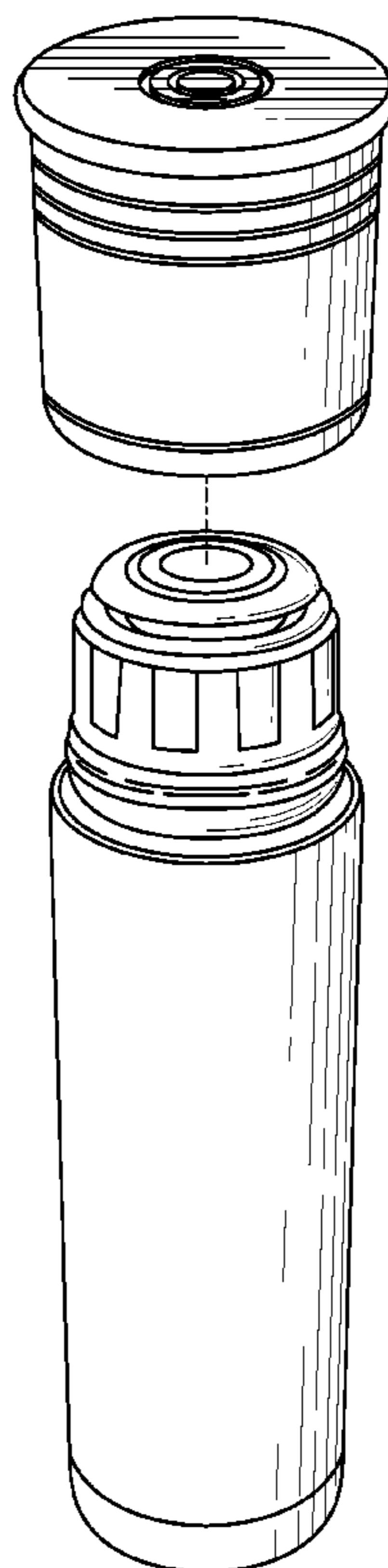
5,329,778 A * 7/1994 Padamsee 215/13.1
6,119,888 A * 9/2000 Goto et al. 220/592.27
D436,501 S * 1/2001 Huang D7/608
D495,208 S 8/2004 Putnam

FIG. 3 is a front elevational view of the vacuum bottle of FIG. 1, the back, right and left elevational views are mirror images thereof;

FIG. 4 is a top plan view thereof; and,

FIG. 5 is a bottom plan view thereof.

1 Claim, 2 Drawing Sheets






FIG. 1

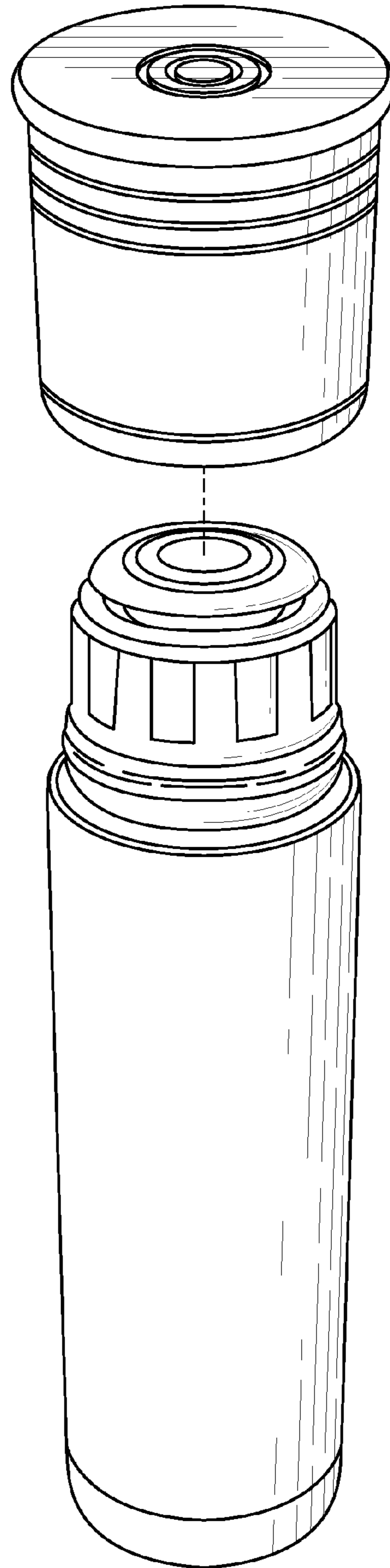


FIG. 2

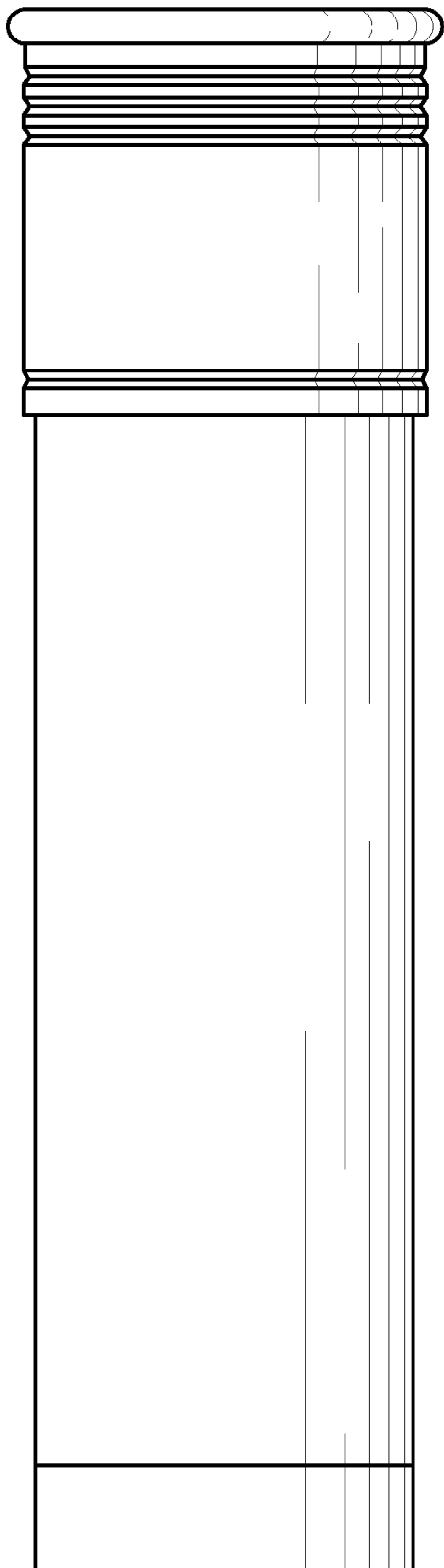


FIG. 3

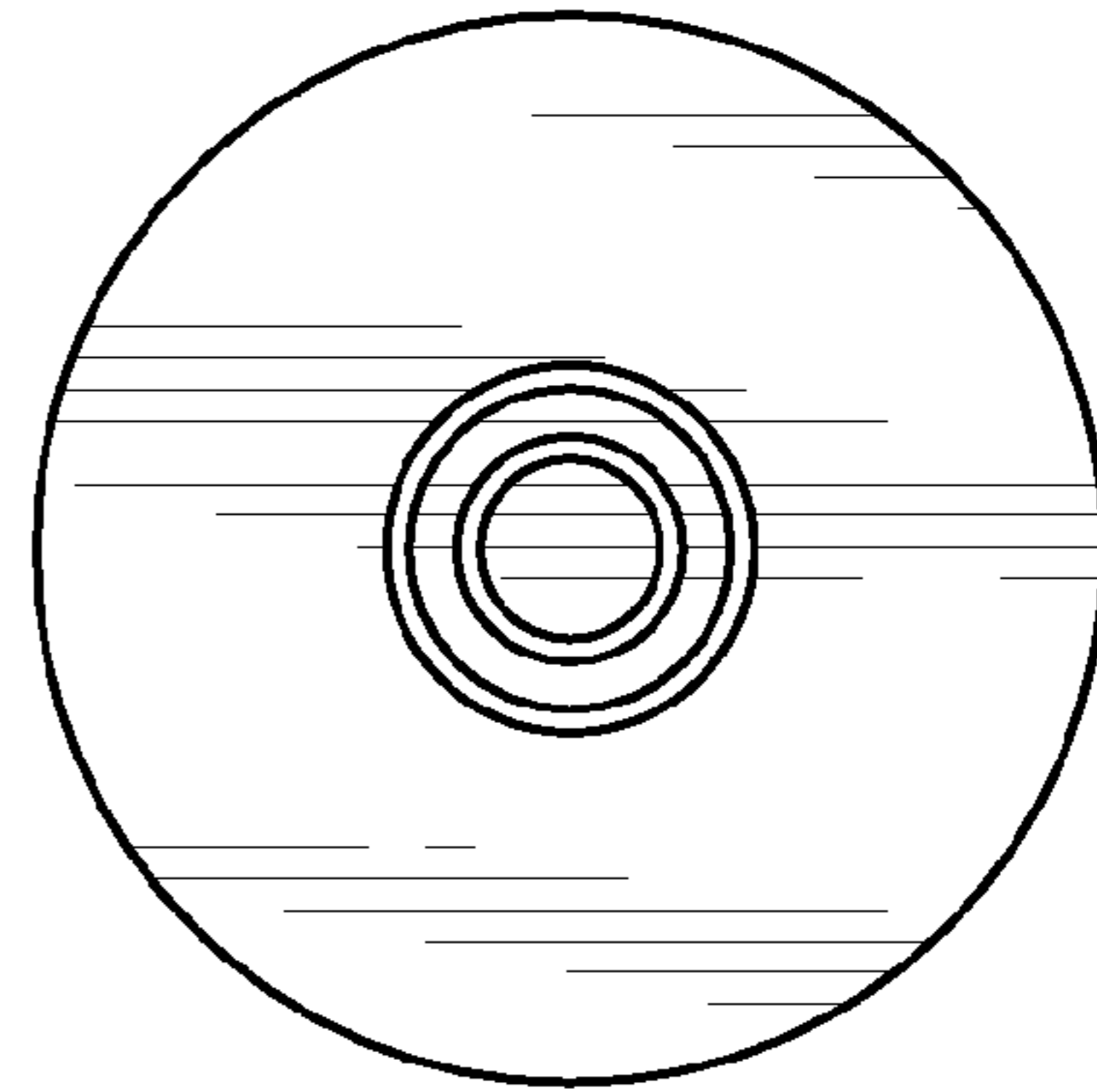


FIG. 4




FIG. 5