



US00D569187S

(12) **United States Design Patent** (10) **Patent No.:** **US D569,187 S**
Sandberg (45) **Date of Patent:** **** May 20, 2008**

(54) **DRINKWARE**
(75) Inventor: **Emma Sandberg**, Huddinge (SE)
(73) Assignee: **Xindao, B.V.**, Rijswijk (NL)
(**) Term: **14 Years**
(21) Appl. No.: **29/246,275**
(22) Filed: **Mar. 28, 2006**
(51) **LOC (8) Cl.** **07-01**
(52) **U.S. Cl.** **D7/523; D7/509**
(58) **Field of Classification Search** D7/396.2,
D7/500, 509, 510, 523, 524, 526-528, 530-532,
D7/540, 565, 584, 900; D9/500, 502, 516,
D9/519, 549, 555, 776, 778, 510; D34/1;
215/10, 387, DIG. 7; 220/495.04, 560, 592.16,
220/592.17, 703; 226/406; 229/400; 383/110
See application file for complete search history.

D408,221 S * 4/1999 Asberg D7/511
D413,766 S 9/1999 Hou
D415,428 S * 10/1999 Keller et al. D9/503
D431,418 S * 10/2000 Moran D7/523
D451,807 S * 12/2001 Goettner D9/504
D460,661 S 7/2002 Norris et al.
D464,849 S * 10/2002 Norris et al. D7/523
D474,073 S 5/2003 Rorke et al.
D474,074 S 5/2003 Hou
D478,778 S 8/2003 Jarvis et al.
D480,270 S 10/2003 Hou
D482,933 S * 12/2003 Norris et al. D7/533
D518,722 S * 4/2006 Corbett et al. D9/500
D529,763 S * 10/2006 Zerillo et al. D7/533
D530,980 S * 10/2006 Zerillo et al. D7/509
D538,657 S * 3/2007 Webb et al. D9/500

* cited by examiner

Primary Examiner—Philip S. Hyder
Assistant Examiner—Cynthia Underwood
(74) *Attorney, Agent, or Firm*—Husch Blackwell Sanders LLP

(56) **References Cited**
U.S. PATENT DOCUMENTS

D129,604 S * 9/1941 Fogue D9/500
D185,649 S * 7/1959 Schlumbohm D7/523
D209,482 S * 12/1967 Noyes D9/503
D225,974 S * 1/1973 Barth D9/500
D227,556 S * 7/1973 Bagguley D9/776
D240,018 S * 5/1976 Reynolds D9/500
D241,714 S * 10/1976 Plummer D9/500
D242,020 S * 10/1976 Kretz D9/500
D296,506 S 7/1988 Obendorfer et al.
D307,238 S * 4/1990 May D9/778
D316,358 S 4/1991 Thorp
D346,308 S 4/1994 Cautereels et al.
5,383,558 A * 1/1995 Wilkinson et al. 206/508
D375,871 S 11/1996 Jarvis

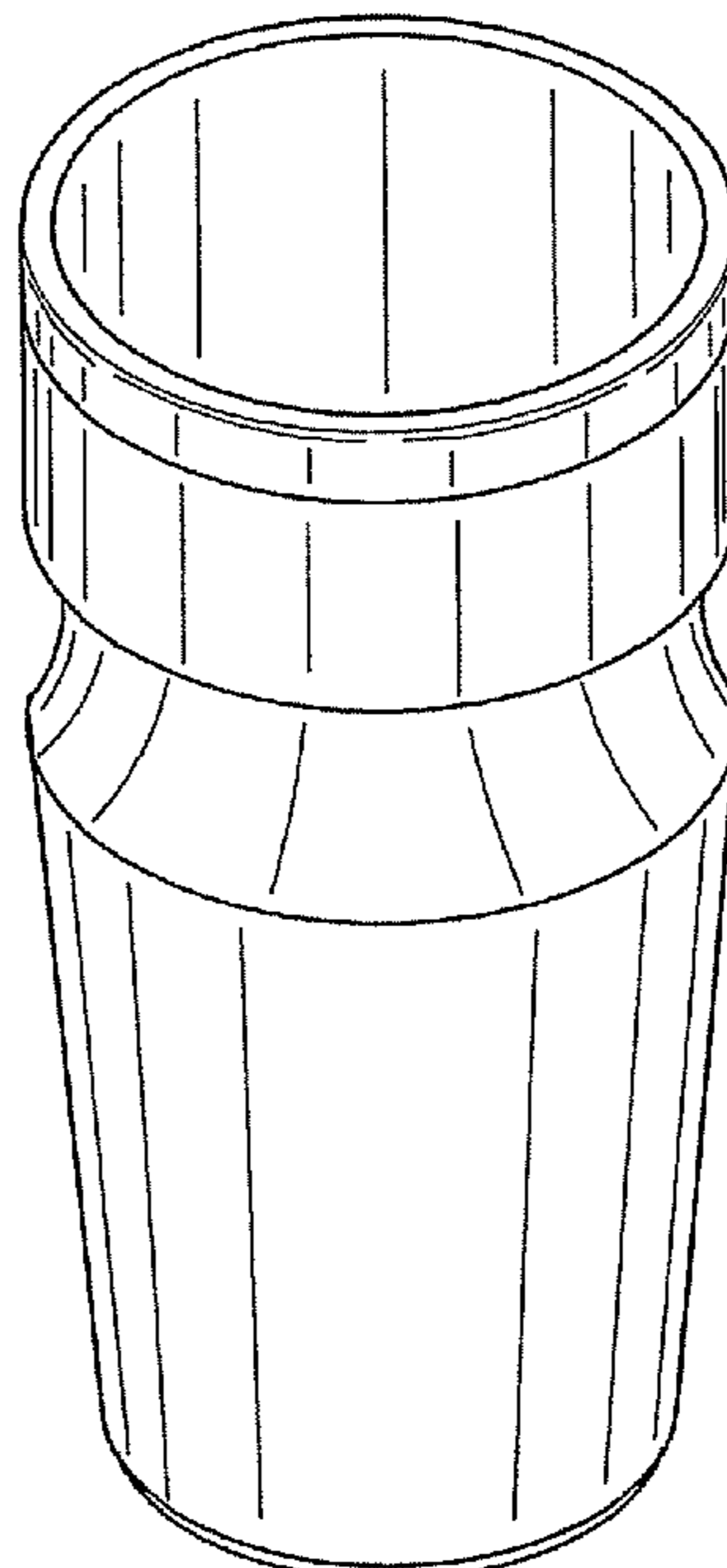
(57) **CLAIM**

The ornamental design for a drinkware, as shown and described.

DESCRIPTION

FIG. 1 is a perspective view of a drinkware showing my new design.
FIG. 2 is a front elevational view thereof, the rear and side elevational views being an identical image thereof.
FIG. 3 is a top plan view thereof; and,
FIG. 4 is a bottom plan view thereof.

1 Claim, 1 Drawing Sheet



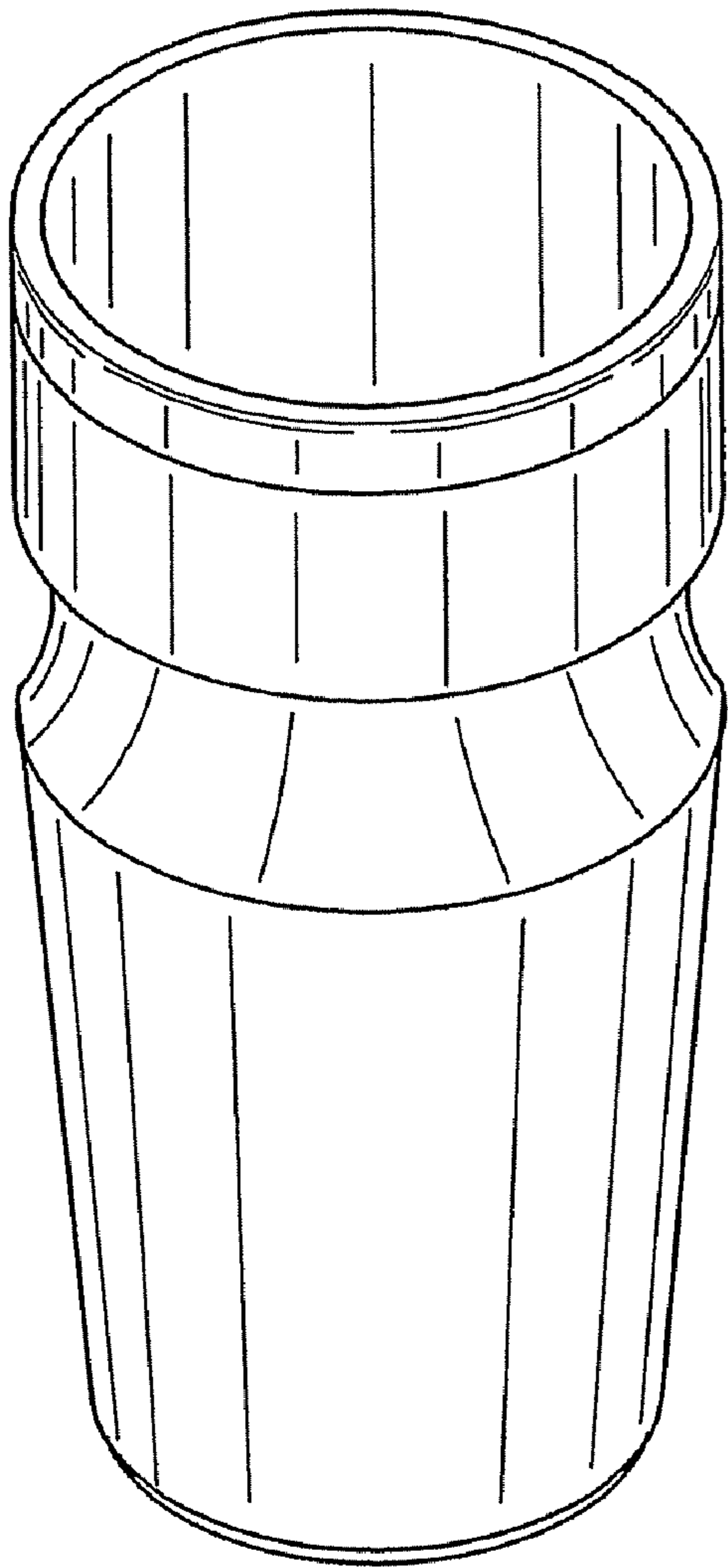


FIG. 1




FIG. 2

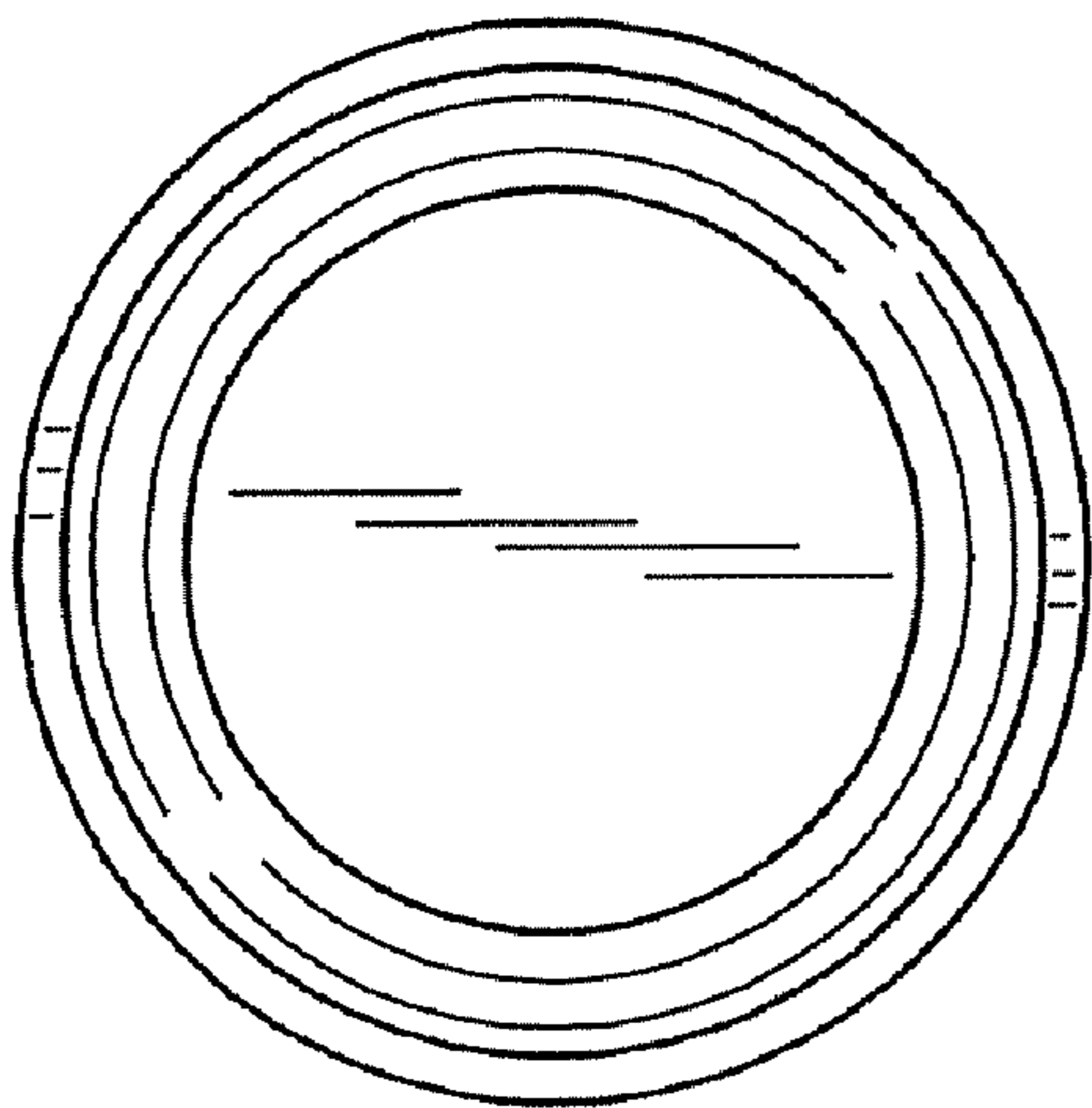


FIG. 3

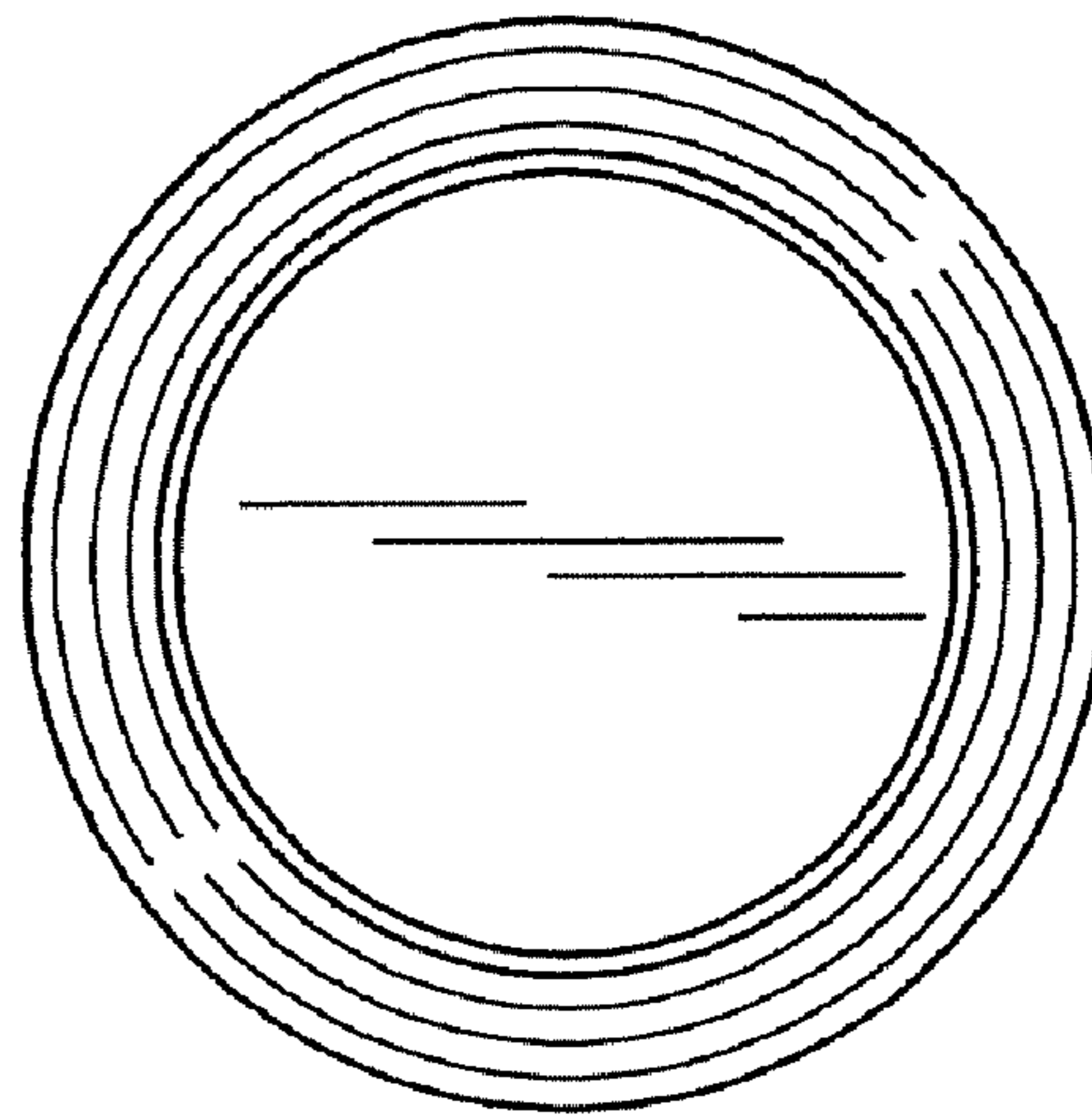


FIG. 4