

US00D569185S

(12) **United States Design Patent**  
**Dickinson**

(10) **Patent No.:** **US D569,185 S**

(45) **Date of Patent:** **\*\* \*May 20, 2008**

(54) **FINGER-SHAPED CONTAINER**

(76) Inventor: **William A. Dickinson**, 106 Dutch  
Island Dr., Savannah, GA (US) 31419

(\*) Notice: This patent is subject to a terminal disclaimer.

(\*\*) Term: **14 Years**

(21) Appl. No.: **29/278,277**

(22) Filed: **Mar. 23, 2007**

(51) **LOC (8) Cl.** ..... **07-01**

(52) **U.S. Cl.** ..... **D7/515; D7/520**

(58) **Field of Classification Search** ..... D7/517,  
D7/514, 515, 628, 520, 623, 396.2; D9/624,  
D9/432; D24/224; 220/23.4, 751, 23.83;  
126/380.1; 215/398

See application file for complete search history.

(56) **References Cited**

**U.S. PATENT DOCUMENTS**

- D38,503 S \* 4/1907 O'Neill et al. .... D9/624
- 1,762,331 A \* 6/1930 Greist ..... 215/398
- D85,490 S \* 11/1931 Oestrich ..... D9/624
- 1,948,932 A \* 2/1934 McMickle ..... 220/23.83
- D227,447 S \* 6/1973 Pincket ..... D9/624
- D227,531 S \* 7/1973 Berger ..... D7/517
- D232,355 S \* 8/1974 Wiedmann ..... D24/224
- D240,901 S \* 8/1976 Unger ..... D9/624
- D255,214 S \* 6/1980 Creighton, Jr. .... D9/624
- D370,154 S \* 5/1996 Gruneisen, III ..... D7/515

- D373,930 S \* 9/1996 Gruneisen, III ..... D7/515
- D395,239 S \* 6/1998 Davis ..... D9/778
- 6,076,700 A \* 6/2000 Manges ..... 220/751
- D443,507 S \* 6/2001 Sexton et al. .... D9/624
- D498,974 S \* 11/2004 Hsieh ..... D7/396.2
- D543,783 S \* 6/2007 Goldberg ..... D7/523

\* cited by examiner

*Primary Examiner*—Marianne Pandozzi

(74) *Attorney, Agent, or Firm*—Alston & Bird LLP

(57) **CLAIM**

The ornamental design for a finger-shaped container, as shown and described.

**DESCRIPTION**

FIG. 1 is a perspective view of a finger-shaped container showing my new design.

FIG. 2 is a top plan view of the container of FIG. 1.

FIG. 3 is a bottom plan view of the container shown in FIG. 1.

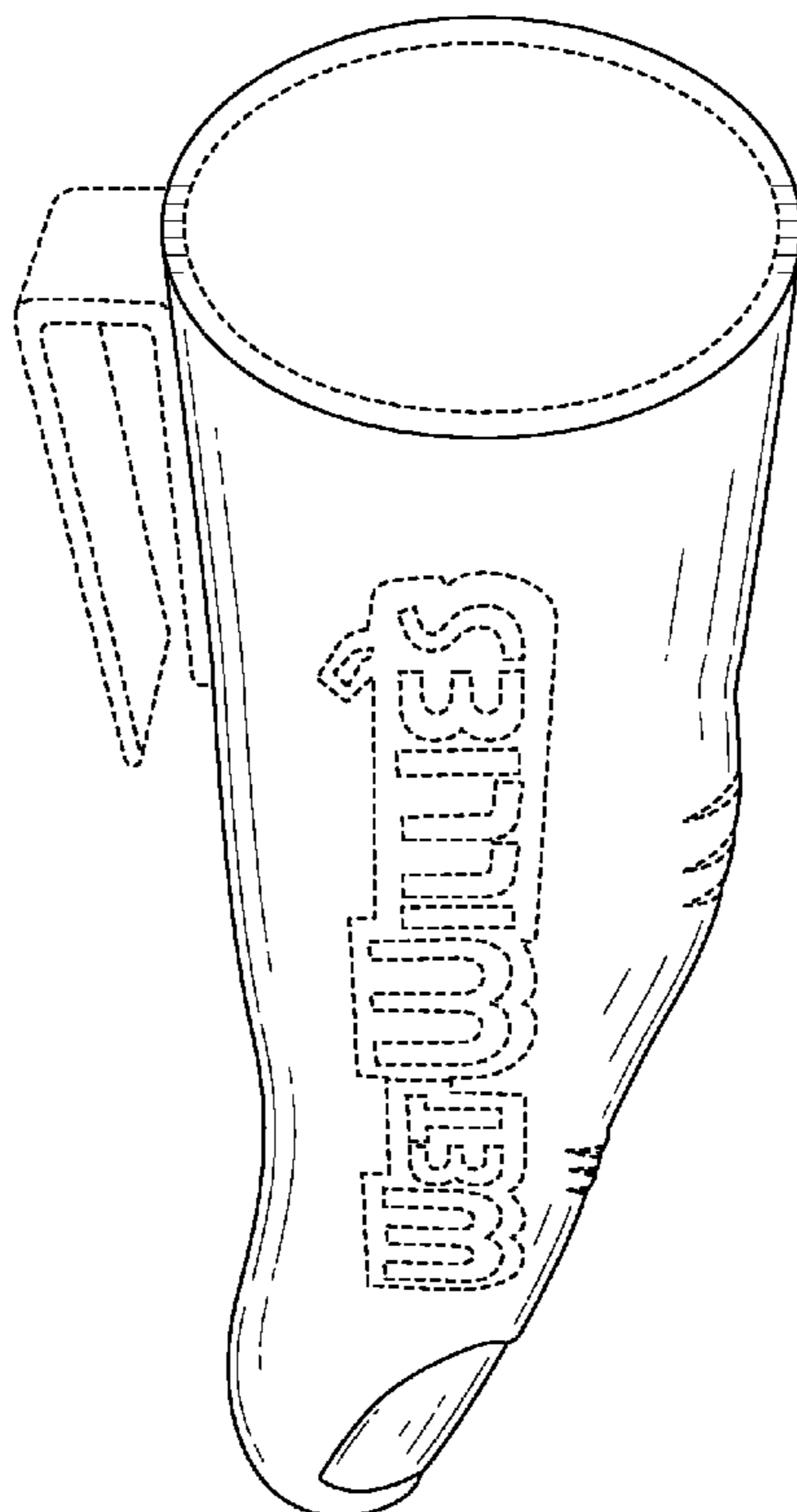
FIG. 4 is an elevational view of the right side of the container shown in FIG. 1.

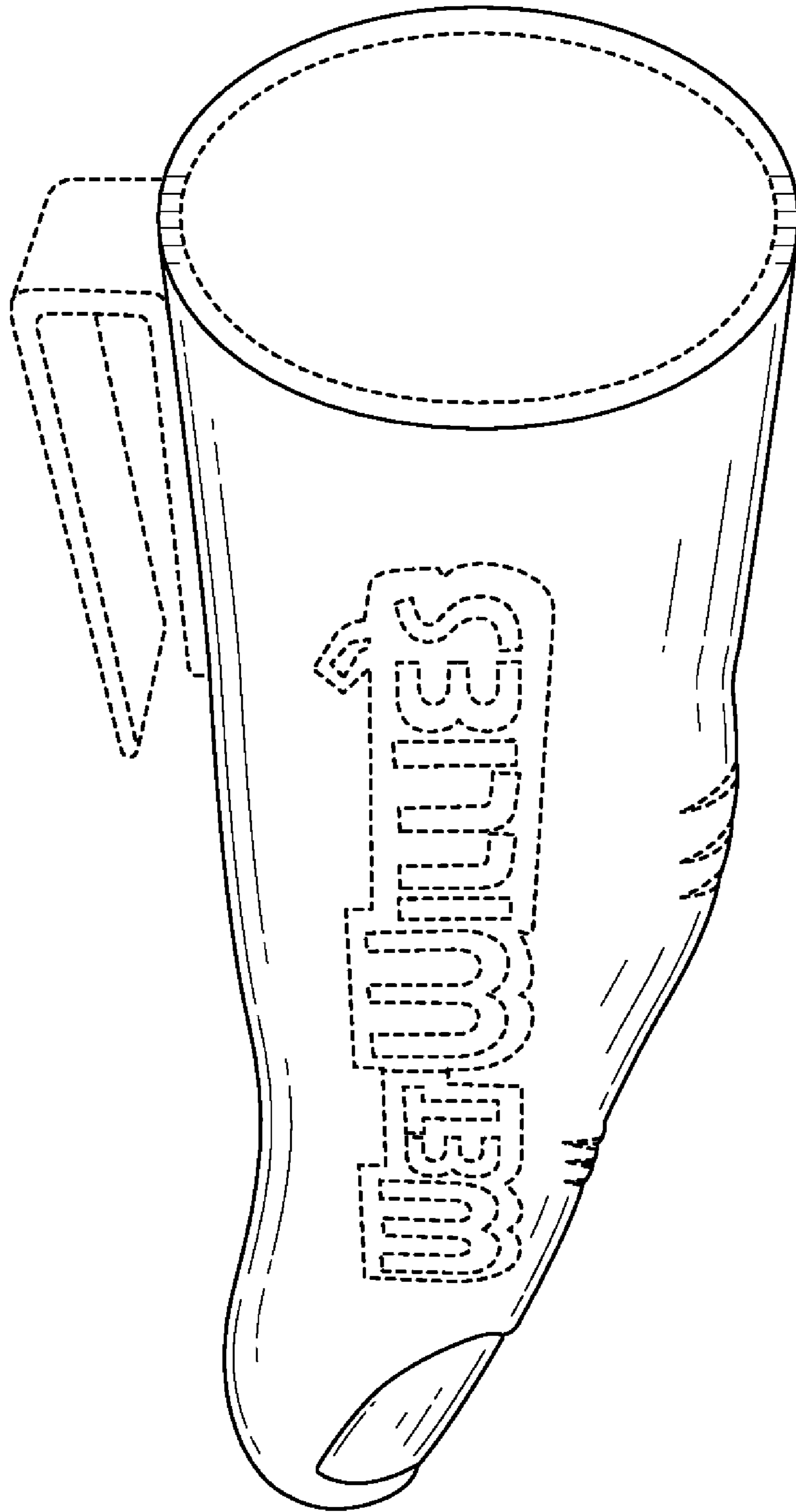
FIG. 5 is an elevational view of the left side of the container shown in FIG. 1; and,

FIG. 6 is a front view of the container shown in FIG. 1.

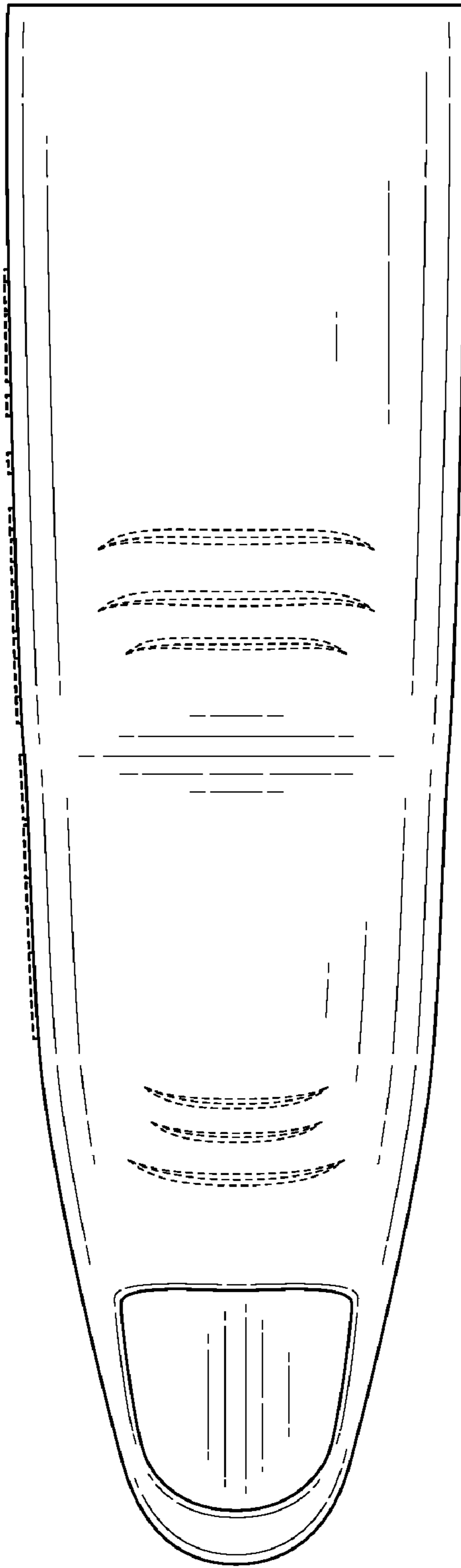
The broken lines in the drawings are included for the purpose of illustration and form no part of the claimed design.

**1 Claim, 6 Drawing Sheets**

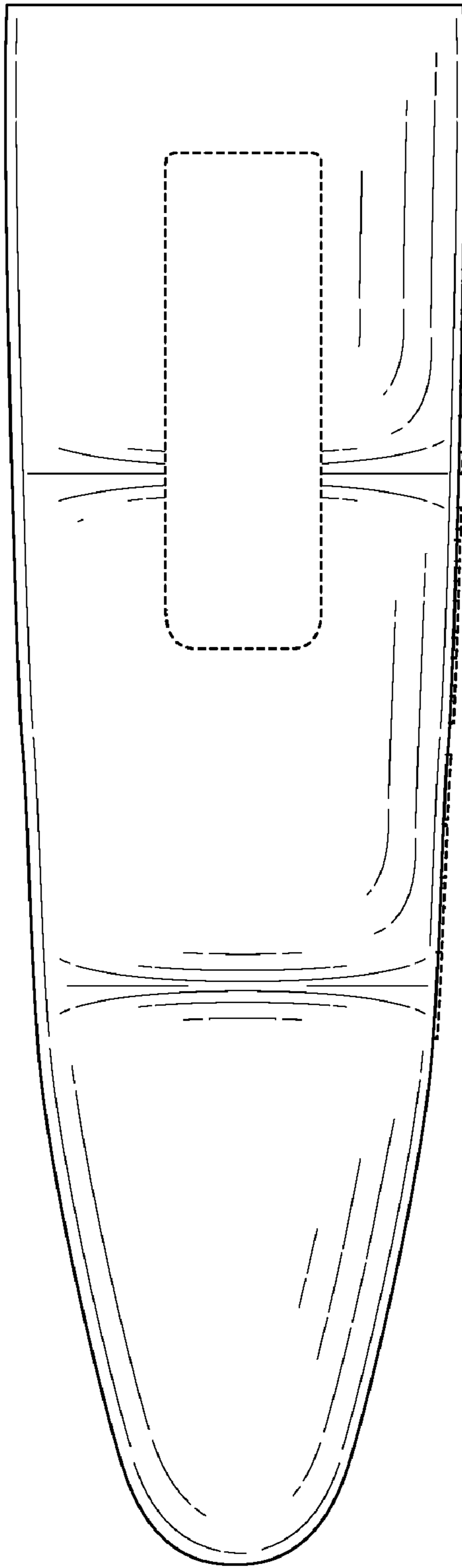




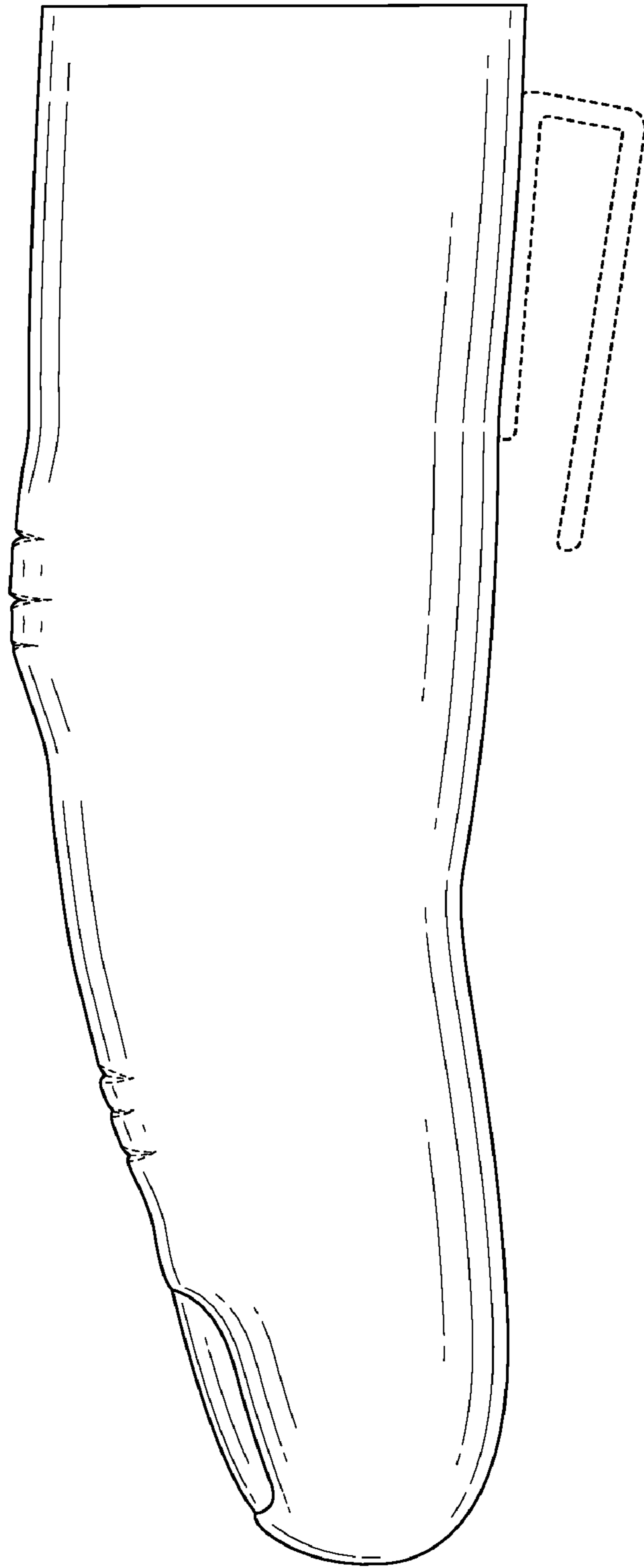
**FIG. 1**



**FIG. 2**



**FIG. 3**



**FIG. 4**

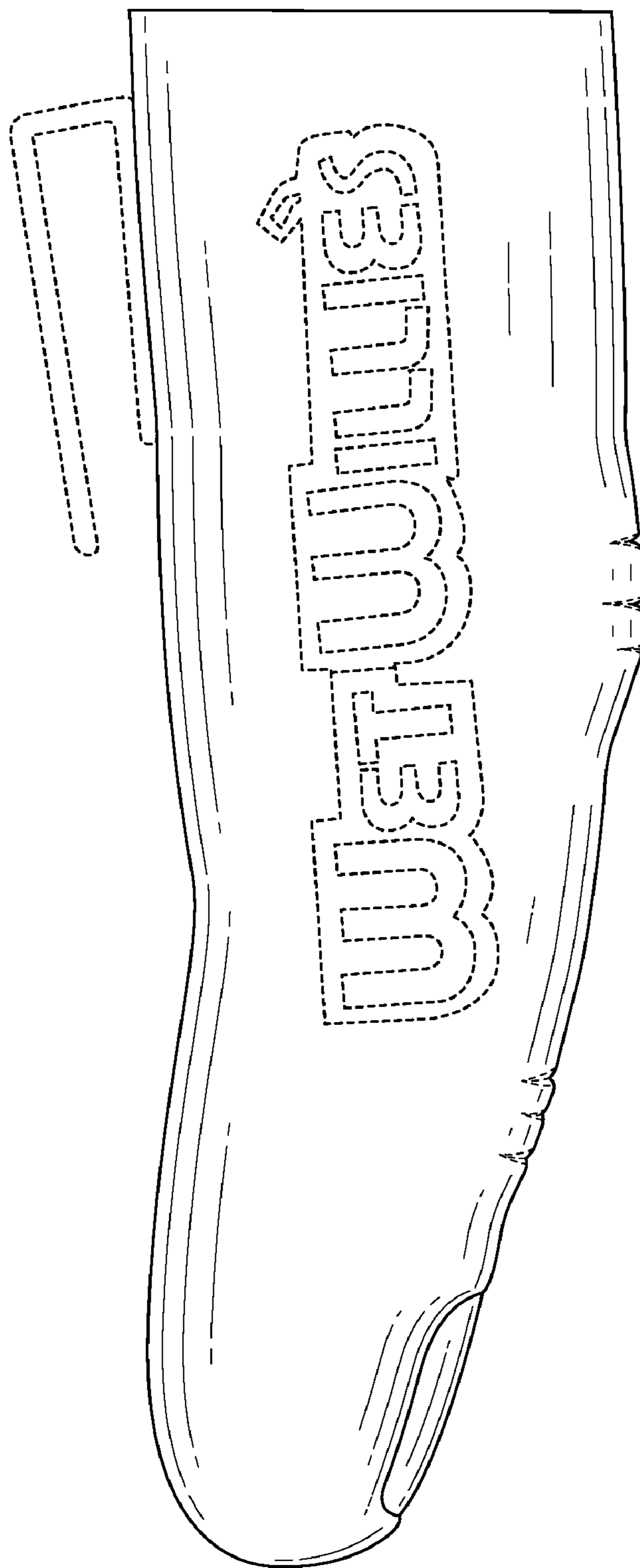
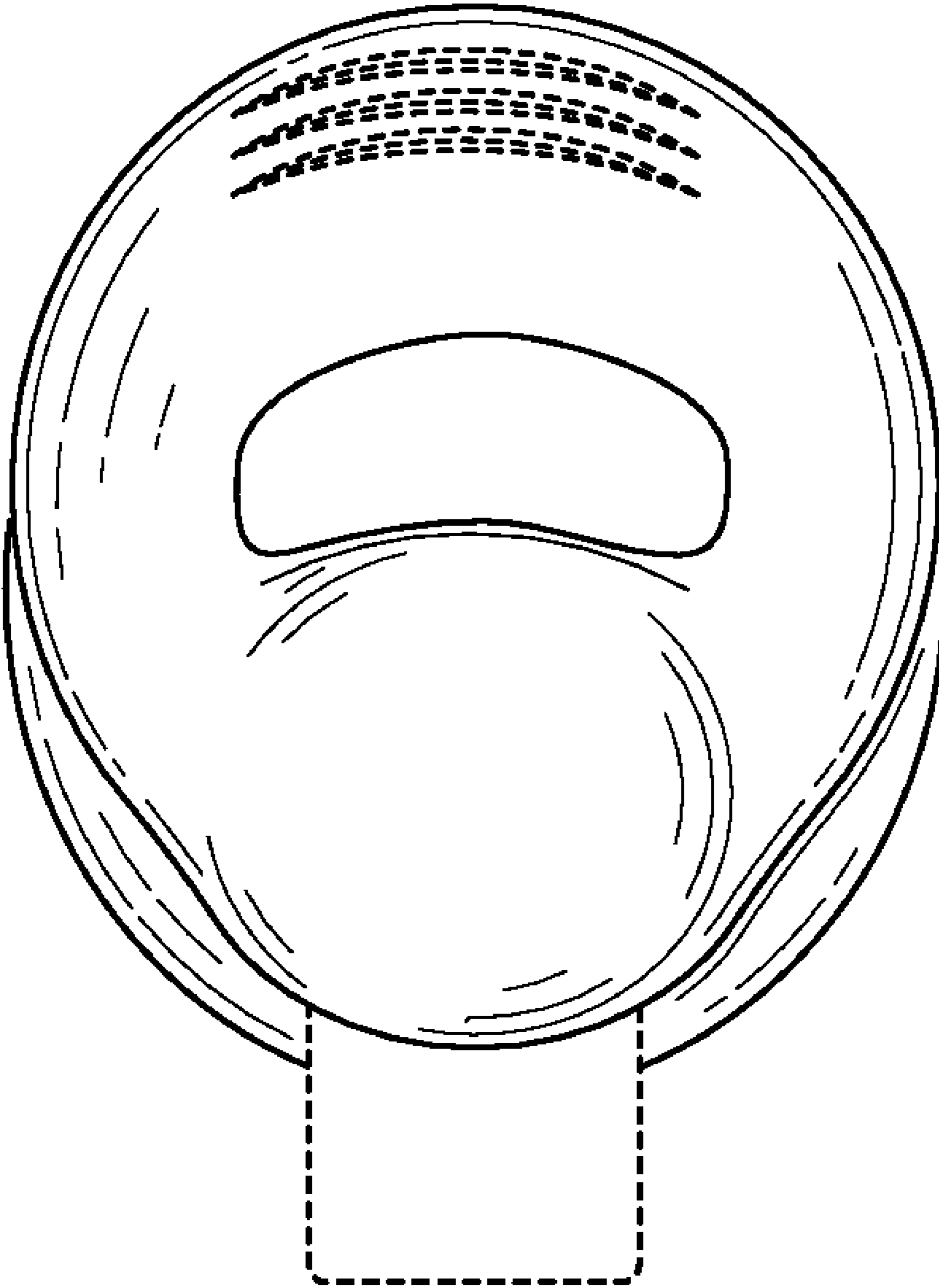


FIG. 5



**FIG. 6**