



US00D569179S

(12) **United States Design Patent**
Lin

(10) **Patent No.:** **US D569,179 S**

(45) **Date of Patent:** **** May 20, 2008**

(54) **GLOVE COMPARTMENT FOR BARBECUE GRILL**

D528,349 S * 9/2006 Chung D7/334
D533,011 S * 12/2006 Pai D7/334
D549,511 S * 8/2007 Chung D7/334

(76) Inventor: **Chun-Cheng Lin**, No. 5, Alley 68,
Lane 538, Shuangwon Rd., Dali City,
Taichung County 412 (TW)

* cited by examiner

Primary Examiner—Caron D. Veynar

Assistant Examiner—Ricky Pham

(74) *Attorney, Agent, or Firm*—Alan Kamrath; Kamrath &
Associates PA

(**) Term: **14 Years**

(21) Appl. No.: **29/250,337**

(22) Filed: **Nov. 10, 2006**

(57) **CLAIM**

The ornamental design for a glove compartment for barbecue grill, as shown.

(51) **LOC (8) Cl.** **07-02**

(52) **U.S. Cl.** **D7/409**

(58) **Field of Classification Search** D6/405,
D6/449, 464, 596; D7/323, 332–337, 352–363,
D7/378, 386, 388, 402–409, 417, 556; D12/192;
D23/343; 99/324, 340, 375, 402, 422–427,
99/421 G, 421 H, 421 R, 444, 446, 481–482;
126/9 B, 9 R, 29, 30, 37 R, 25 A, 25 AA,
126/25 B, 38, 25 R, 40, 41 R, 50, 276, 332,
126/334; 211/134–135, 153, 215; 312/236;
426/314

DESCRIPTION

FIG. 1 is the perspective view of a glove compartment for barbecue grill showing my new design;

FIG. 2 is the front elevational view thereof;

FIG. 3 is the rear elevational view thereof;

FIG. 4 is the left side elevational view thereof;

FIG. 5 is the right side elevational view thereof;

FIG. 6 is a bottom plan view thereof; and,

FIG. 7 is the bottom plan view thereof;

FIG. 8 is a perspective view of a second embodiment thereof; and,

FIG. 9 is a perspective view of a third embodiment thereof.

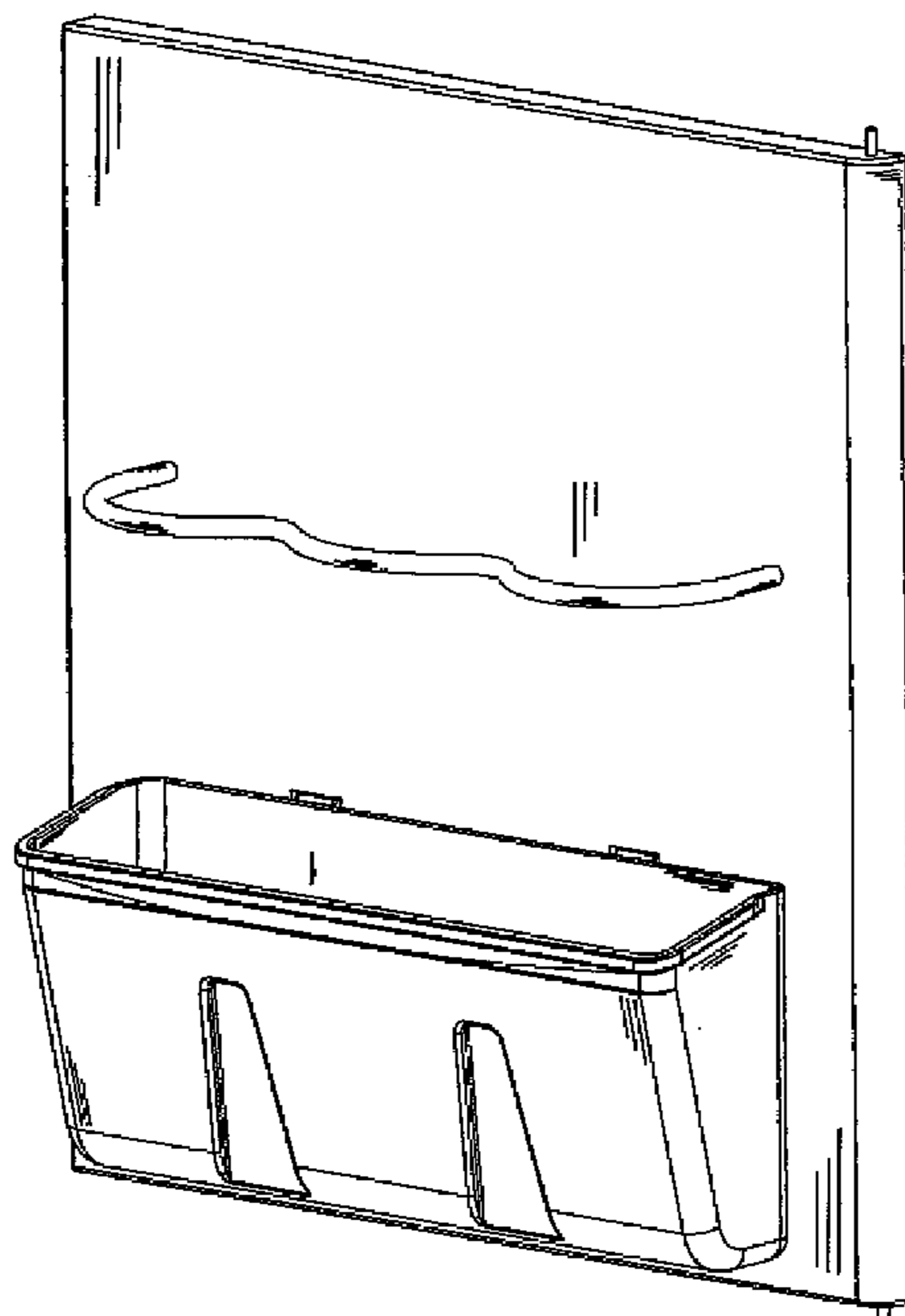
See application file for complete search history.

(56) **References Cited**

U.S. PATENT DOCUMENTS

D290,350 S * 6/1987 Berglof et al. D12/192
5,088,470 A * 2/1992 James et al. 126/41 R
D470,718 S * 2/2003 Johnson D7/402
D515,680 S * 2/2006 Borowske et al. D23/343

1 Claim, 9 Drawing Sheets



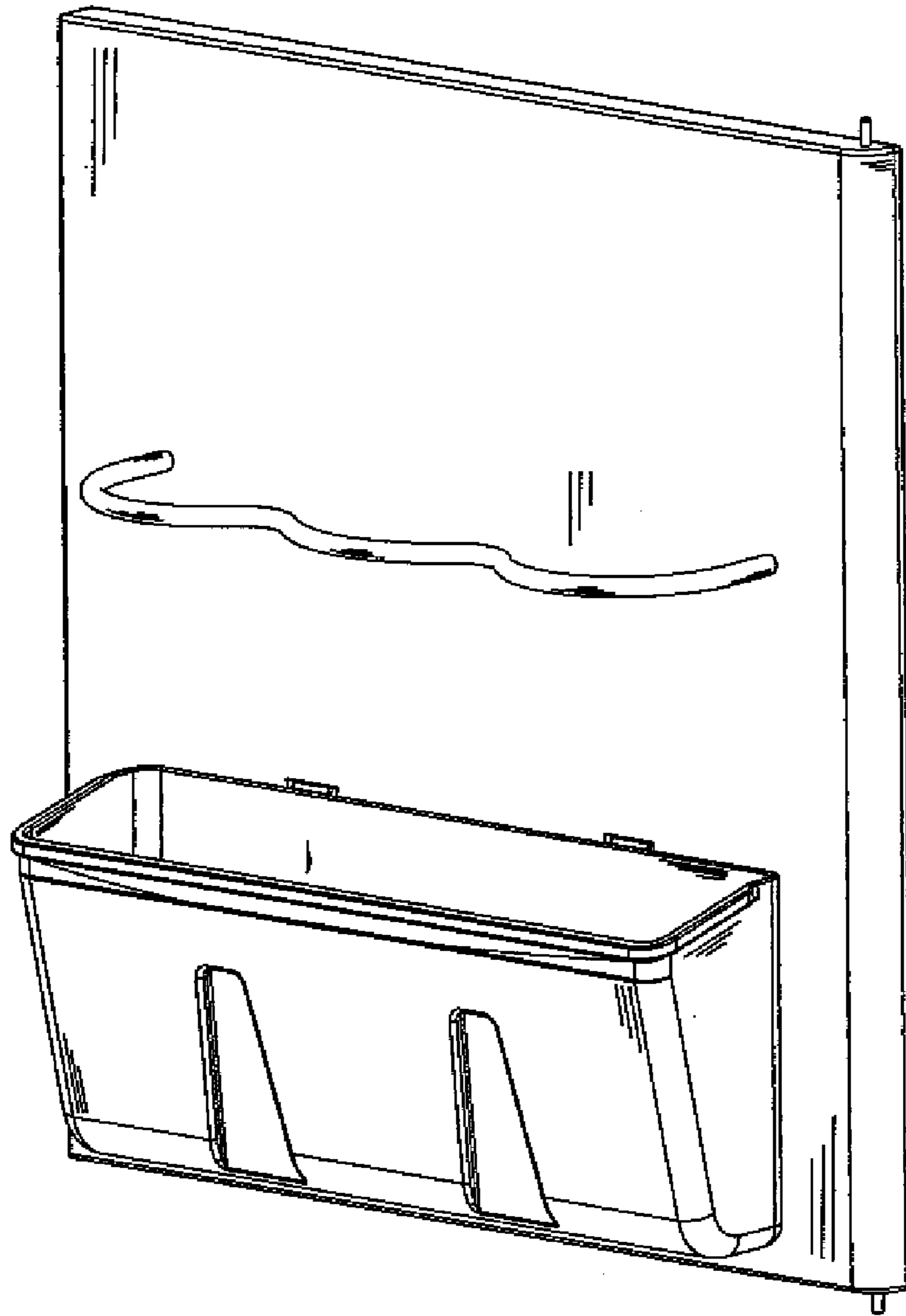


Fig. 1

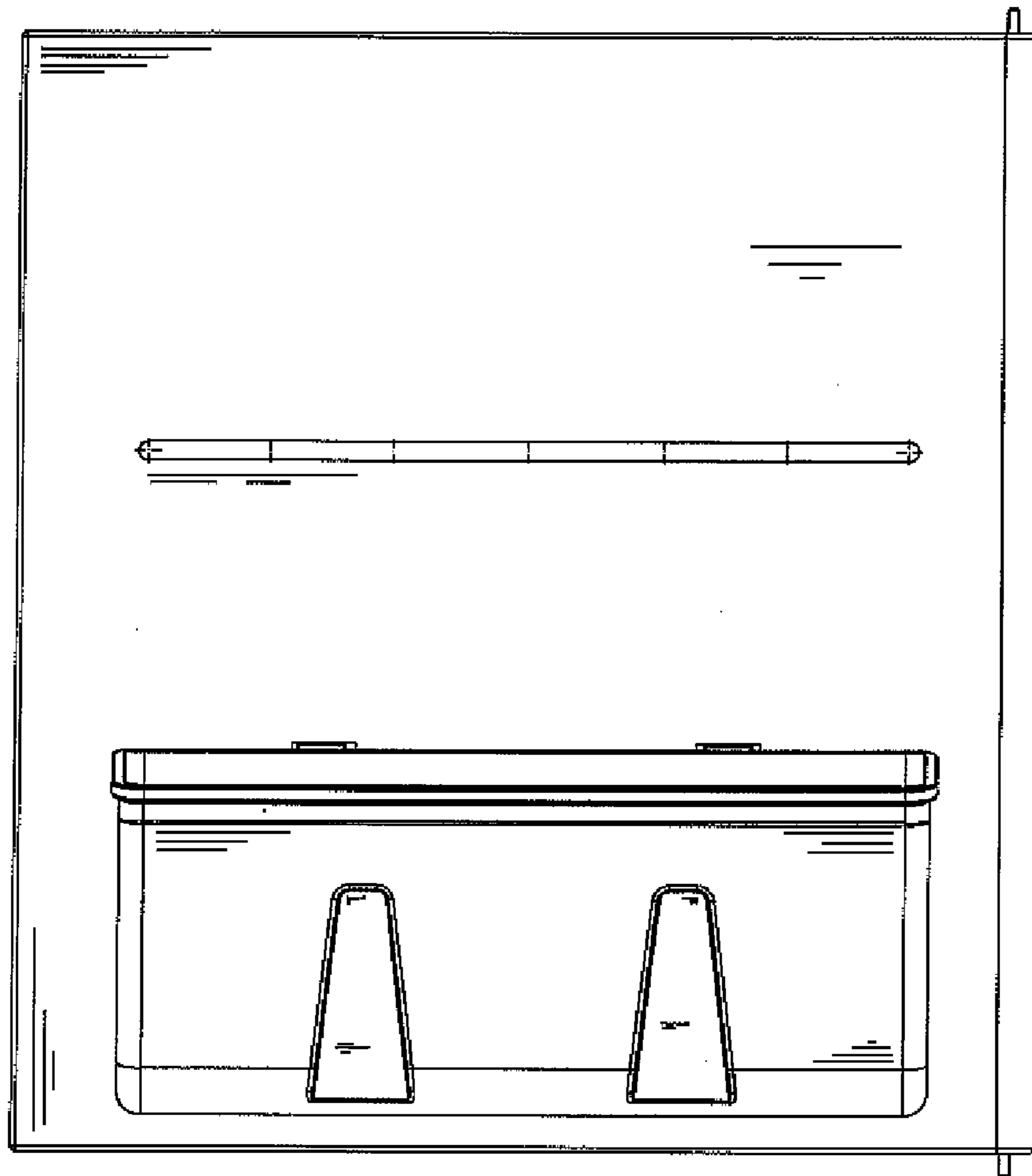


Fig. 2




Fig. 3

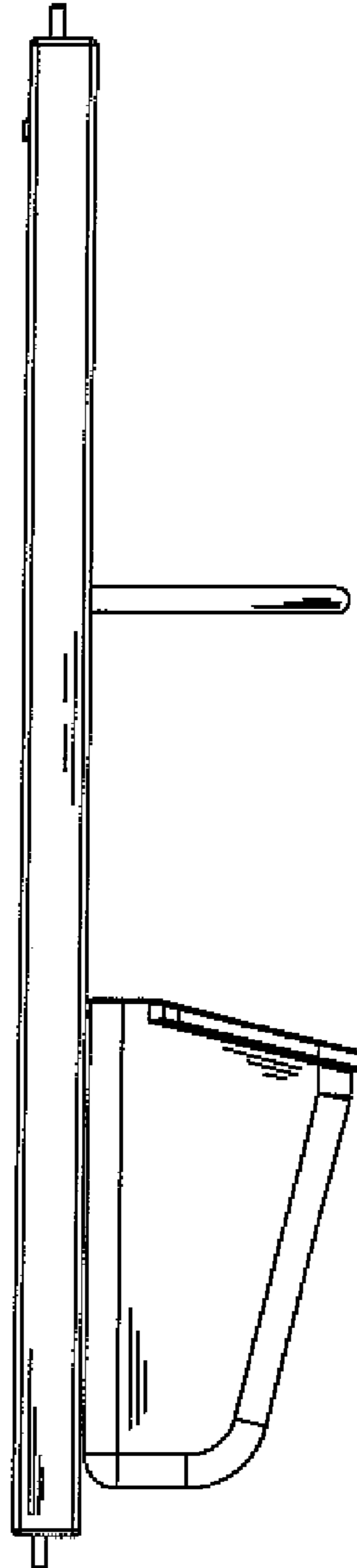


Fig. 4

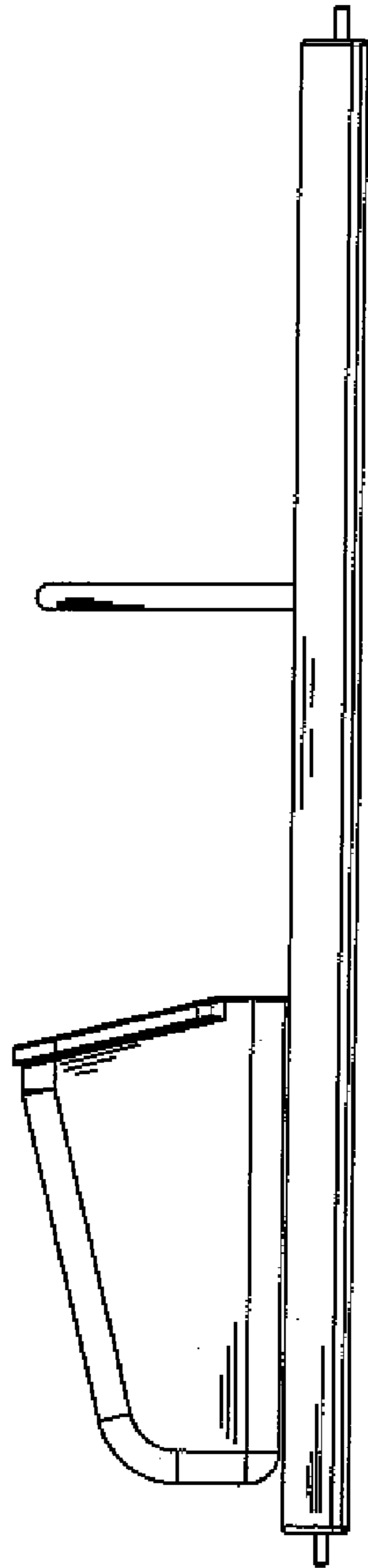


Fig. 5

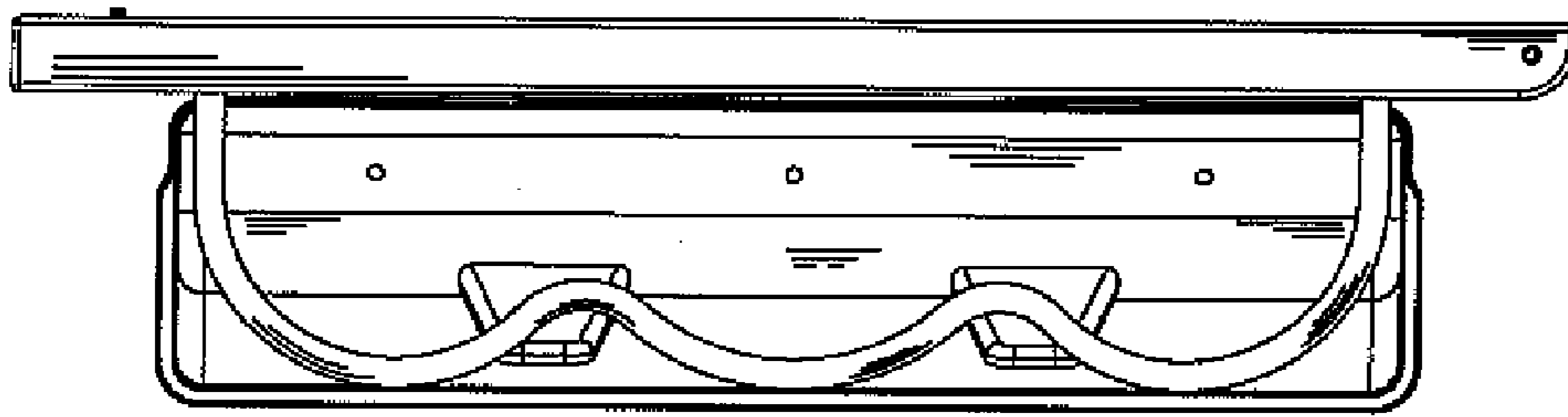


Fig. 6

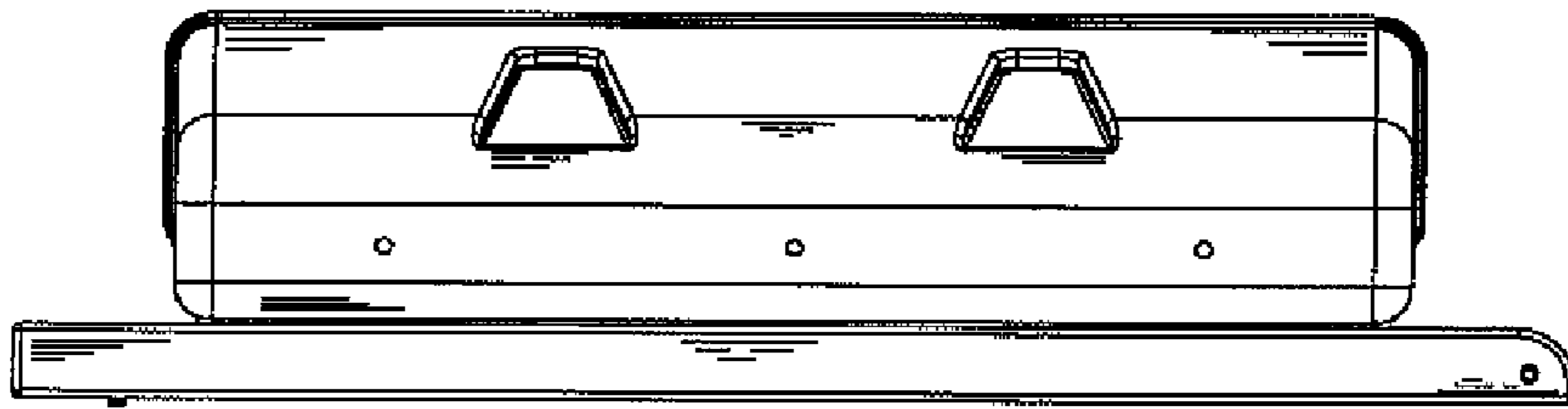


Fig. 7




Fig. 8




Fig. 9