

US00D569174S

(12) **United States Design Patent**  
**Zemel**

(10) **Patent No.:** **US D569,174 S**

(45) **Date of Patent:** **\*\* May 20, 2008**

(54) **BARBECUE IMPLEMENT**

(75) Inventor: **Marc Zemel**, Melville, NY (US)

(73) Assignee: **Mr. Bar-B-Q-, Inc.**, Old Bethpage, NY (US)

(\*\*) Term: **14 Years**

(21) Appl. No.: **29/302,635**

(22) Filed: **Jan. 21, 2008**

**Related U.S. Application Data**

(62) Division of application No. 29/280,948, filed on Jun. 11, 2007, now Pat. No. Des. 564,291.

(51) **LOC (8) Cl.** ..... **07-02**

(52) **U.S. Cl.** ..... **D7/395**

(58) **Field of Classification Search** ..... D7/393-395, D7/683, 685-687, 688, 692-693, 696, 381, D7/401.2, 642-647, 653, 664; D8/107, 307; D4/138, 129; 16/110.1, 430, 431, 436; 30/340, 30/322-324, 147-150; 99/419, 421  
See application file for complete search history.

(56) **References Cited**

**U.S. PATENT DOCUMENTS**

D146,729 S *	4/1947	Storm	.....	D7/664
D149,464 S *	5/1948	Adler	.....	D7/395
3,270,368 A *	9/1966	Cook, Sr. et al.	.....	D7/395
D253,511 S	11/1979	Bogosian		
5,206,998 A	5/1993	Oriente		
D351,329 S	10/1994	Harris		
D356,021 S	3/1995	Hull		
5,440,784 A	8/1995	Hull		
D362,588 S	9/1995	Cohen		
D362,589 S	9/1995	Cohen		
D381,556 S	7/1997	Cohen		
D384,279 S	9/1997	Hepworth		
D419,825 S	2/2000	Derington		

D426,136 S	6/2000	Yu		
D431,974 S	10/2000	Hay		
D450,532 S	11/2001	Shen		
D462,870 S	9/2002	Jerstroem		
D463,952 S	10/2002	Zemel		
D472,099 S	3/2003	Grove		
D475,585 S	6/2003	Chen		
D476,535 S	7/2003	Garon		
D481,587 S	11/2003	Harris		
D485,475 S *	1/2004	Wolf	.....	D7/683
D503,071 S *	3/2005	Lu	.....	D7/395
D518,338 S	4/2006	Wolf		
D529,333 S	10/2006	Zemel		
D535,145 S	1/2007	Zemel		
D545,120 S *	6/2007	Zemel	.....	D7/393
D545,121 S *	6/2007	Zemel	.....	D7/395
2002/0194706 A1 *	12/2002	Lu	.....	16/430

\* cited by examiner

*Primary Examiner*—Holly H. Baynham

*Assistant Examiner*—Cynthia M Chin

(74) *Attorney, Agent, or Firm*—Seth Natter; Natter & Natter

(57) **CLAIM**

The ornamental design for a barbecue implement, as shown and described.

**DESCRIPTION**

FIG. 1 is a front elevational view of a barbecue implement showing my new design;

FIG. 2 is a rear elevational view thereof;

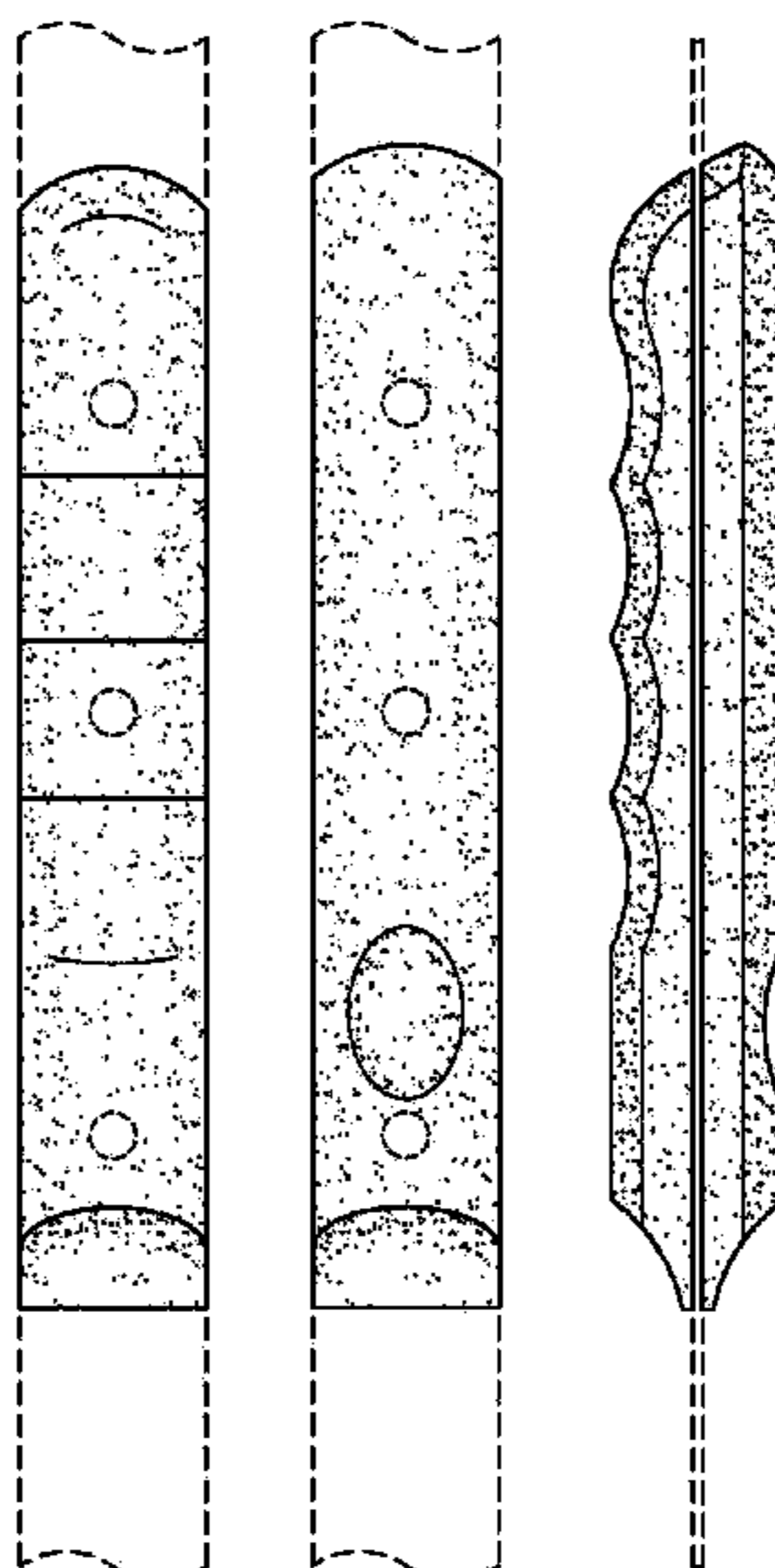
FIG. 3 is a side elevational view thereof, the opposite side being a mirror image thereof;

FIG. 4 is a top plan view thereof; and,

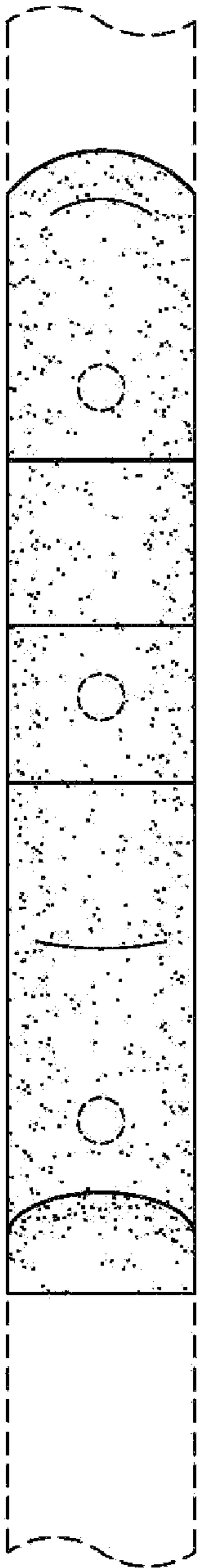
FIG. 5 is a bottom plan view thereof.

The broken line showings form no part of the claimed design.

**1 Claim, 1 Drawing Sheet**



**Fig. 1**



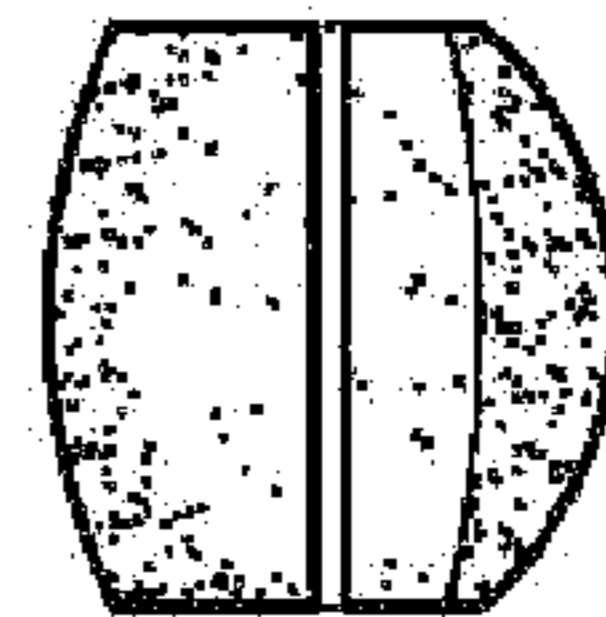
**Fig. 2**



**Fig. 3**



**Fig. 4**



**Fig. 5**

