

US00D569164S

(12) **United States Design Patent**
Weber

(10) **Patent No.:** **US D569,164 S**

(45) **Date of Patent:** **** May 20, 2008**

(54) **SAUCE BOAT**

(75) Inventor: **Charlotte Weber**, Trier (DE)

(73) Assignee: **Villeroy & Boch AG**, Mettlach (DE)

(**) Term: **14 Years**

(21) Appl. No.: **29/288,493**

(22) Filed: **Jun. 12, 2007**

(30) **Foreign Application Priority Data**

Dec. 13, 2006 (EM) 000637350

(51) **LOC (8) Cl.** **07-01**

(52) **U.S. Cl.** **D7/315; D7/316**

(58) **Field of Classification Search** D7/315,
D7/316-319, 598, 300, 312, 545; 99/348;
222/129.1

See application file for complete search history.

(56) **References Cited**

U.S. PATENT DOCUMENTS

- D42,577 S * 6/1912 Havilland D7/315
- D85,879 S * 12/1931 Kelly D7/315
- D91,624 S * 2/1934 Hellmann D7/315
- D156,671 S * 12/1949 Russell D7/302
- D177,434 S * 4/1956 Schreckengost D7/316

- D177,436 S * 4/1956 Schreckengost D7/315
- D198,932 S * 8/1964 Zeisel D7/315
- D283,586 S * 4/1986 Laslo D7/319
- D319,554 S * 9/1991 Unger D7/319
- D449,934 S * 11/2001 Merkatoris et al. D5/37

* cited by examiner

Primary Examiner—Marianne Pandozzi

Assistant Examiner—J. Scott

(74) *Attorney, Agent, or Firm*—Friedrich Kueffner

(57) **CLAIM**

The ornamental design for a sauce boat, as shown and described.

DESCRIPTION

FIG. 1 is a front view of a sauce boat showing my new design;

FIG. 2 is a side view thereof;

FIG. 3 is a back view thereof;


FIG. 4 is a another side view thereof;

FIG. 5 is a perspective view thereof;

FIG. 6 is a top view thereof; and,

FIG. 7 is a bottom view thereof.

1 Claim, 2 Drawing Sheets






FIG. 1

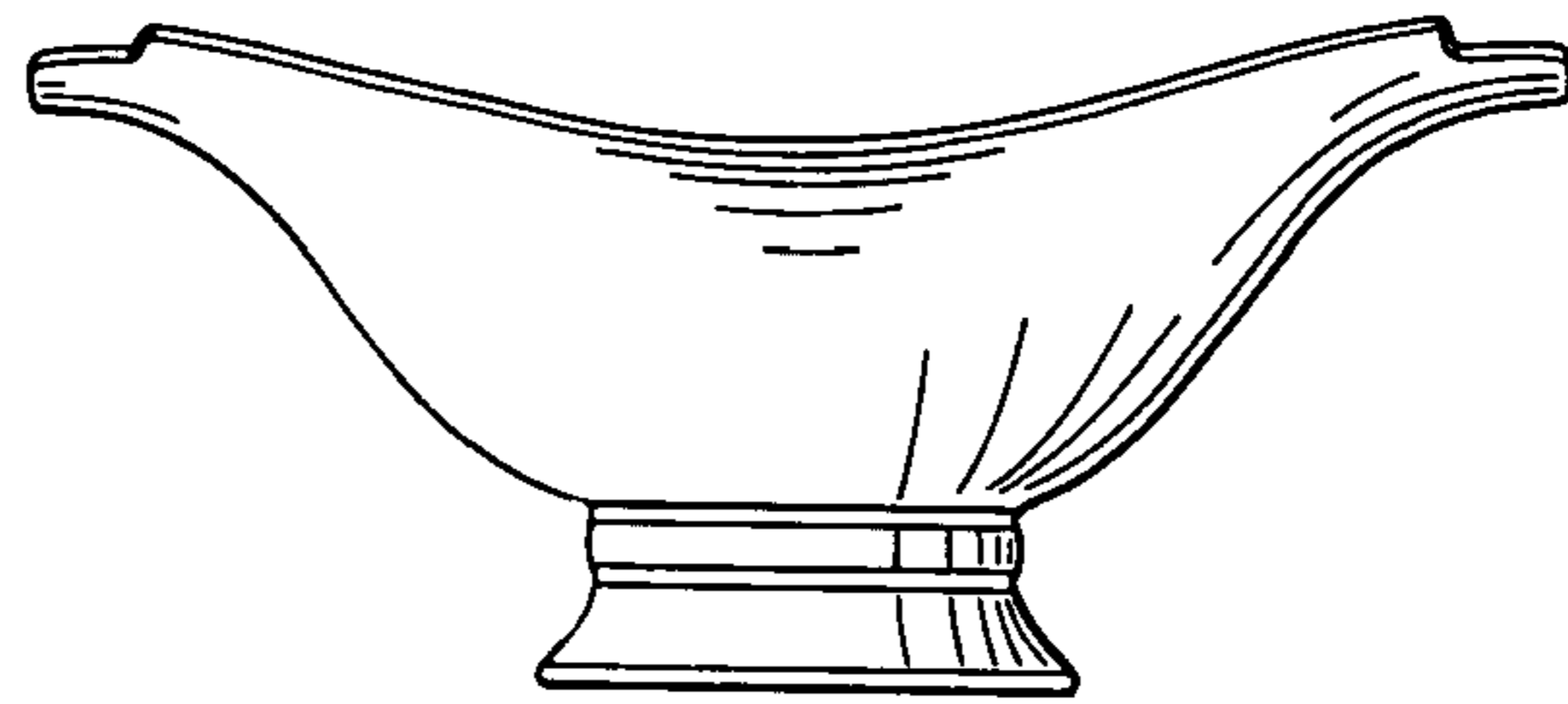


FIG. 2




FIG. 3




FIG. 4

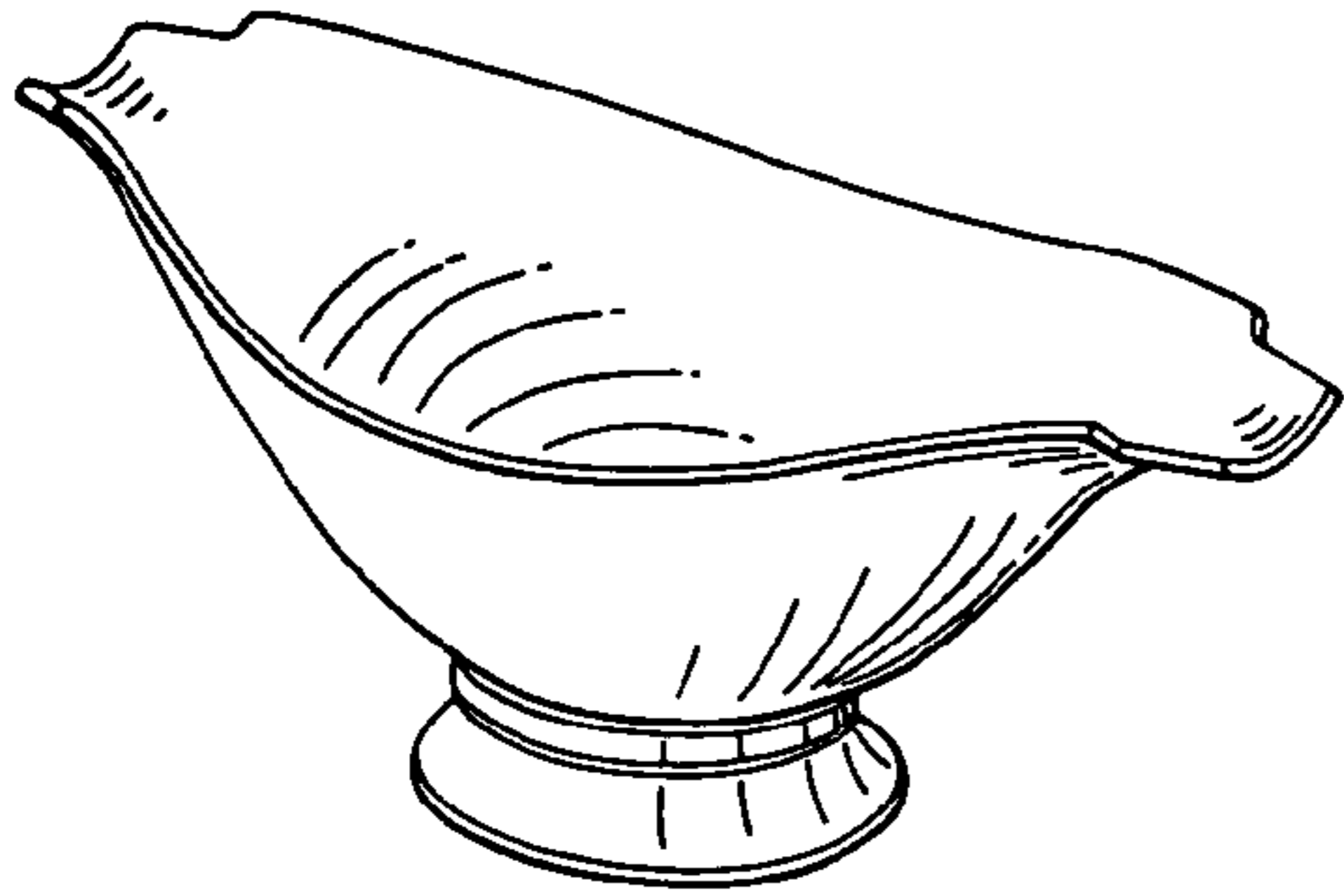


FIG.5

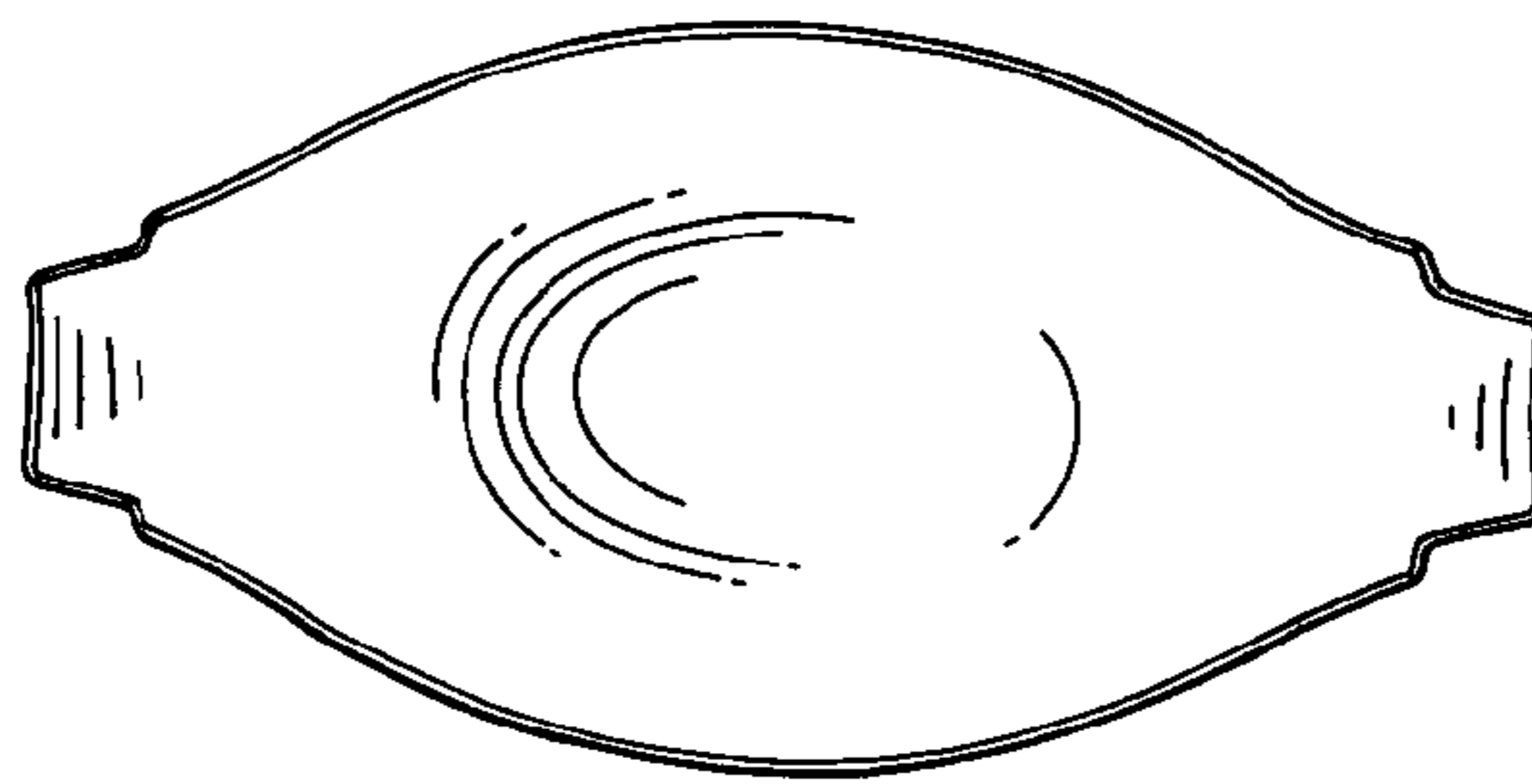


FIG.6

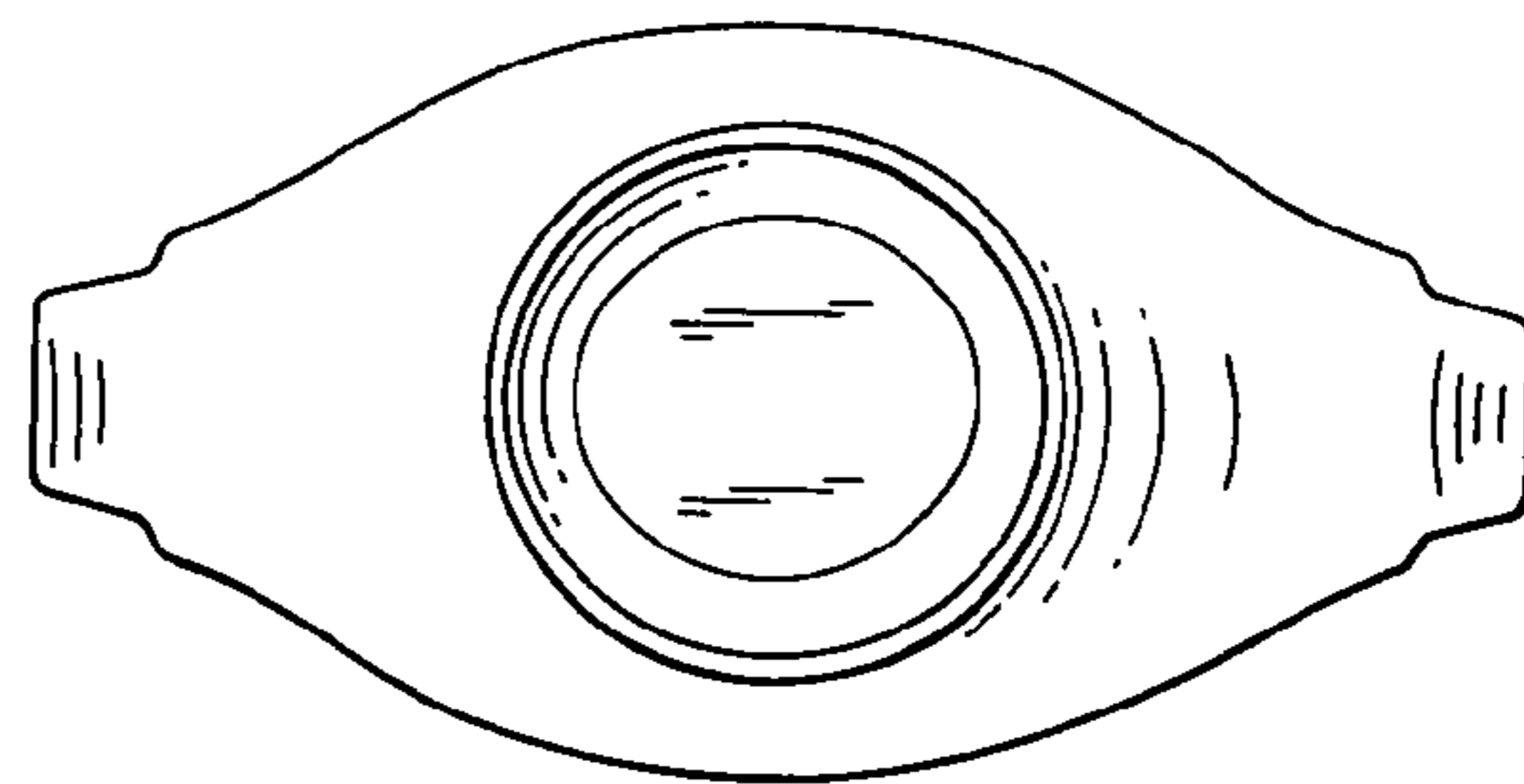


FIG.7