

US00D569156S

(12) **United States Design Patent**
Hefner et al.

(10) **Patent No.:** **US D569,156 S**

(45) **Date of Patent:** **** May 20, 2008**

(54) **TRAY**

(75) Inventors: **Ritchie O. Hefner**, Cushing, IA (US);
Marc A. Jensen, Ida Grove, IA (US);
Jon W. Devitt, Ida Grove, IA (US);
Bruce L. Godbersen, Ida Grove, IA
(US)

(73) Assignee: **Byron Originals, Inc.**, Ida Grove, IA
(US)

(**) Term: **14 Years**

(21) Appl. No.: **29/277,296**

(22) Filed: **Feb. 21, 2007**

(51) **LOC (8) Cl.** **06-04**

(52) **U.S. Cl.** **D6/567**

(58) **Field of Classification Search** D6/524,
D6/525, 329, 462, 468, 527, 569-570, 540,
D6/567, 574; 108/42, 59, 106, 180, 144.11,
108/147.11, 147.12, 147.15; 211/13.1, 85.12,
211/49.1, 71.01, 86.01, 87.01, 90.01, 90.03,
211/90.04, 126.14, 126.1, 112, 110, 106,
211/105.1, 88.01, 134, 153, 175, 207, 181.1,
211/182; 248/130, 142, 907

See application file for complete search history.

(56) **References Cited**

U.S. PATENT DOCUMENTS

D389,999 S * 2/1998 Daigle et al. D6/525
D394,968 S * 6/1998 Gottwald D6/540
D475,229 S * 6/2003 Suero D6/525

* cited by examiner

Primary Examiner—Brian N Vinson

(74) *Attorney, Agent, or Firm*—Sturm & Fix LLP

(57) **CLAIM**

The ornamental design for a tray, as shown and described.

DESCRIPTION

FIG. 1 is a front perspective view of the tray, showing my new design;

FIG. 2 is one side plan view of the tray, the opposite side being a mirror image of the side shown;

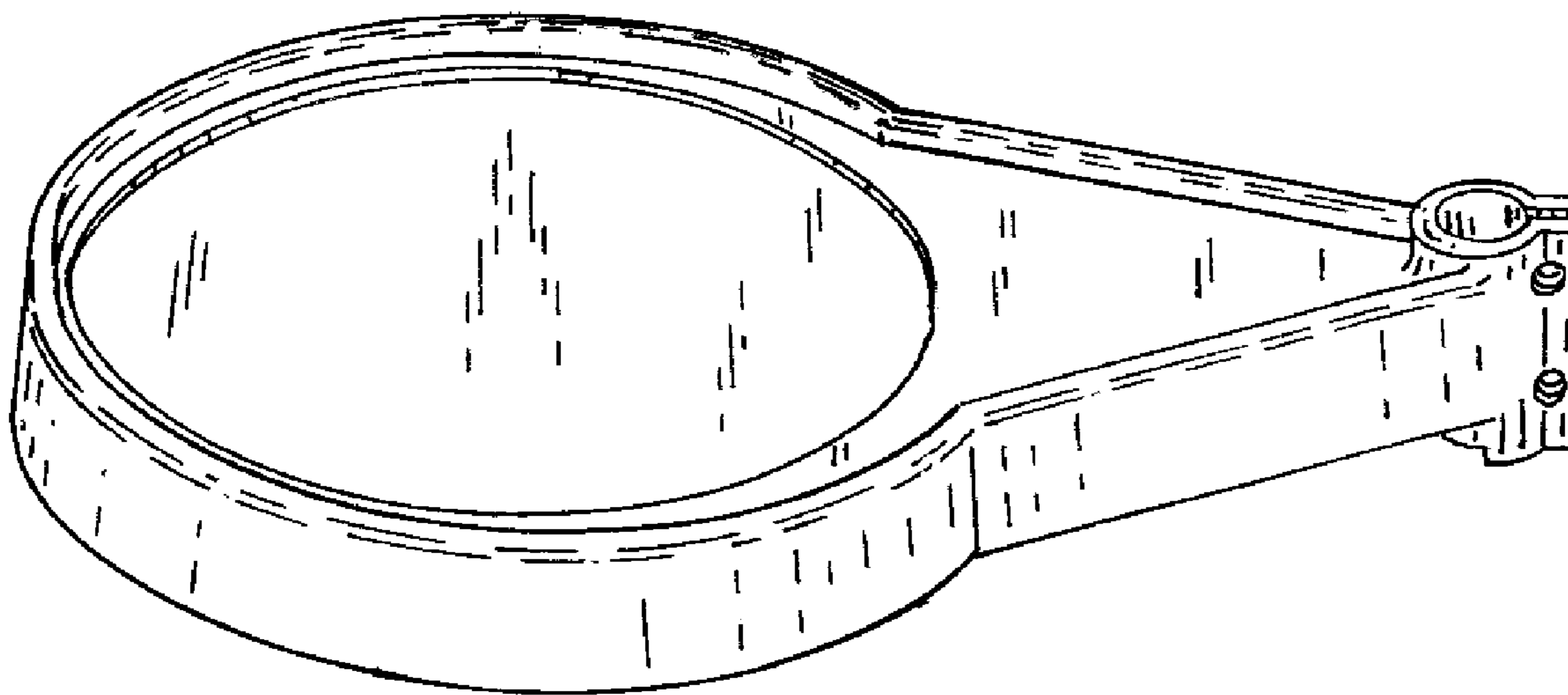
FIG. 3 is a rear plan view of the tray;

FIG. 4 is a front plan view of the tray;

FIG. 5 is a top plan view of the tray; and,

FIG. 6 is a bottom plan view of the tray.

1 Claim, 2 Drawing Sheets



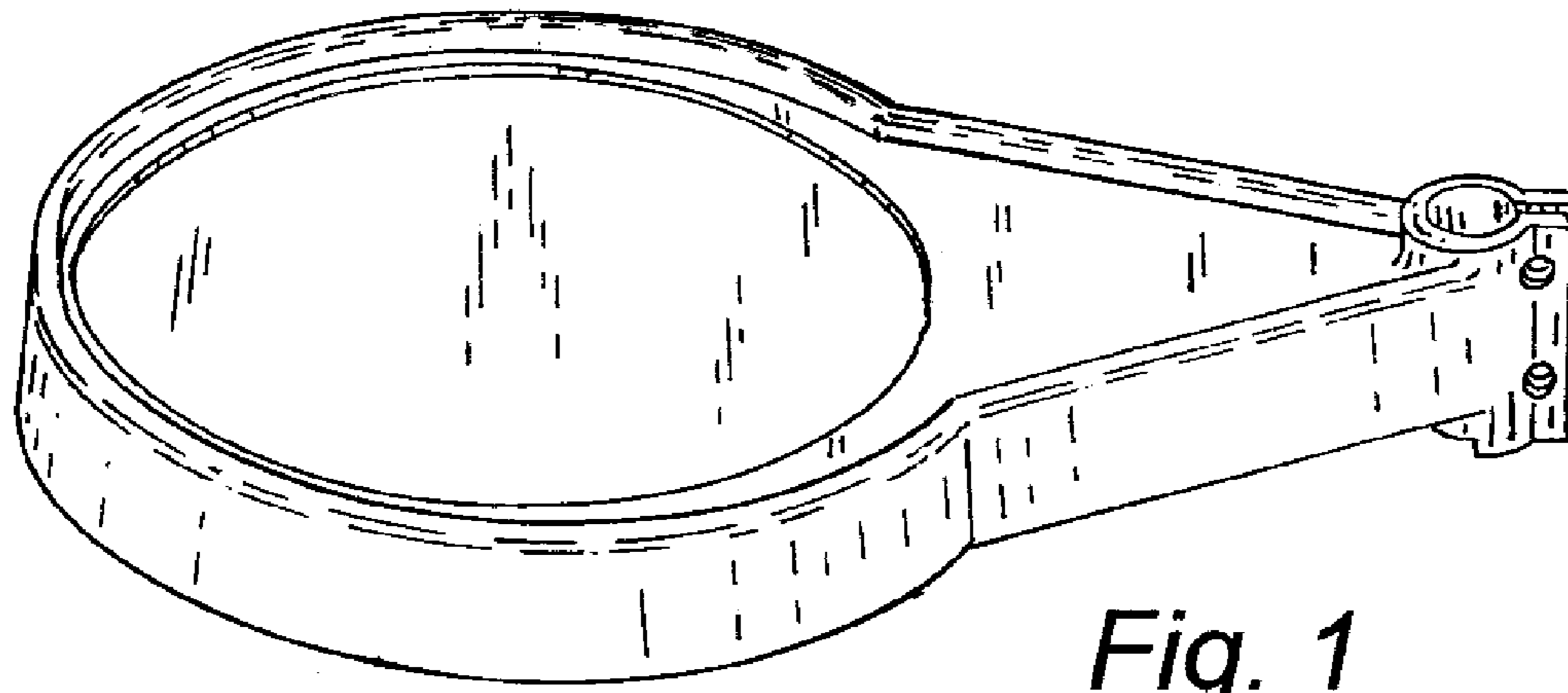


Fig. 1

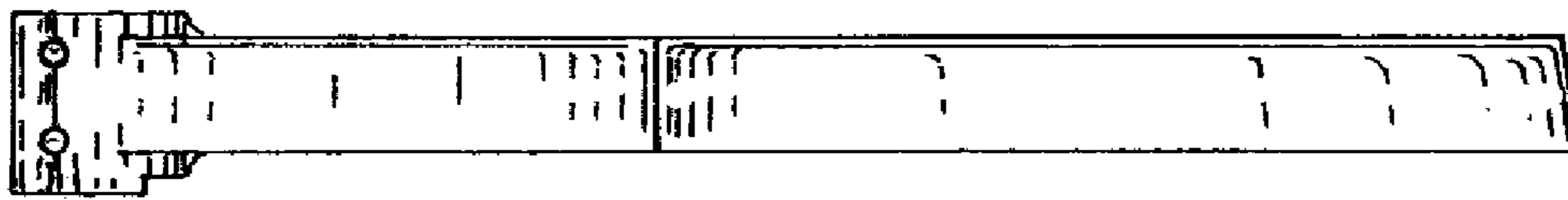


Fig. 2




Fig. 3

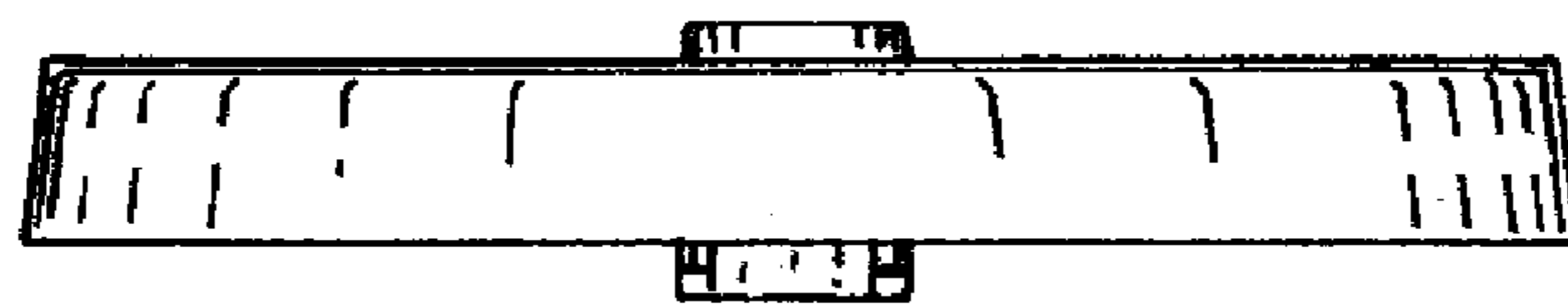


Fig. 4

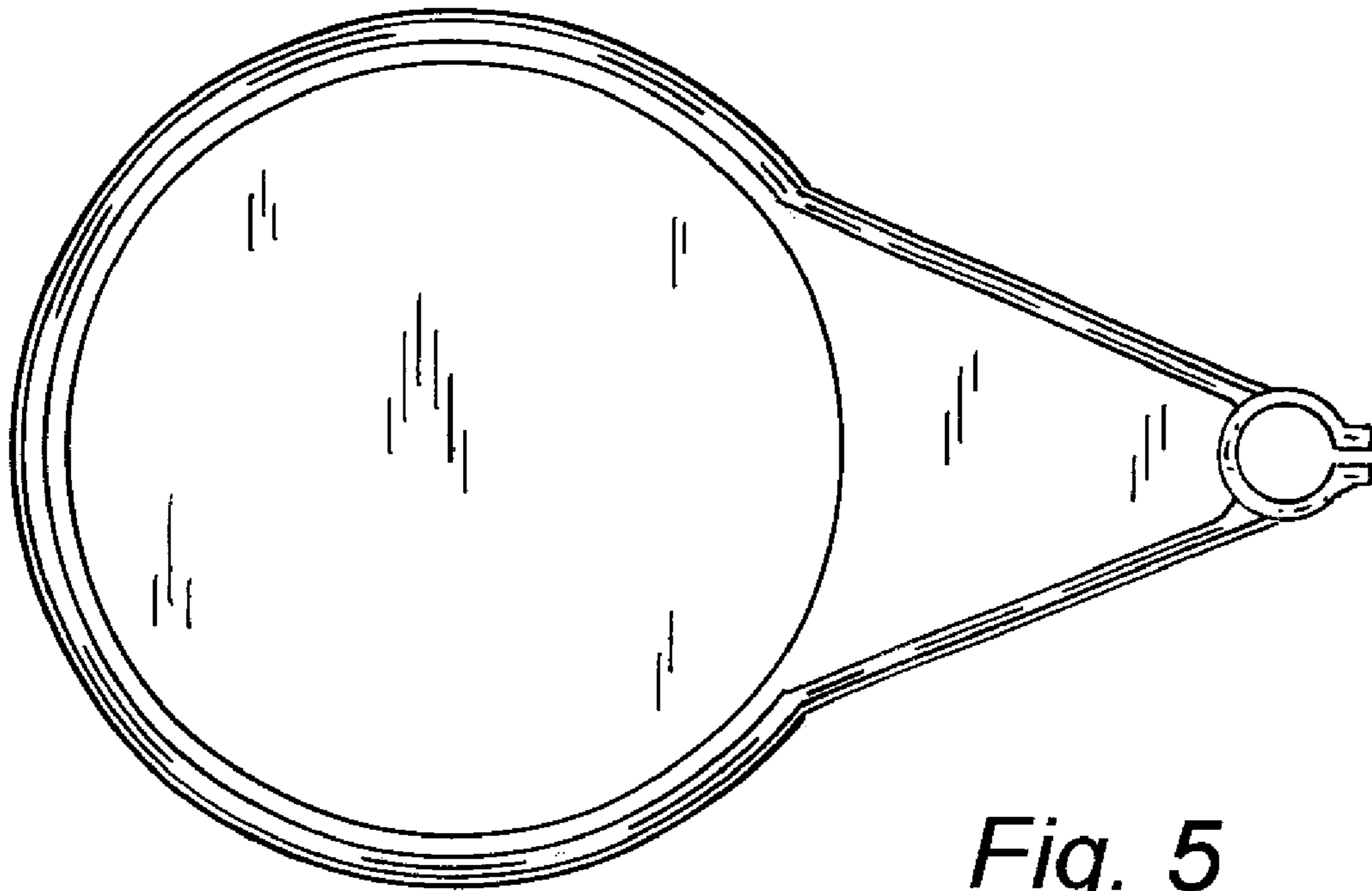


Fig. 5

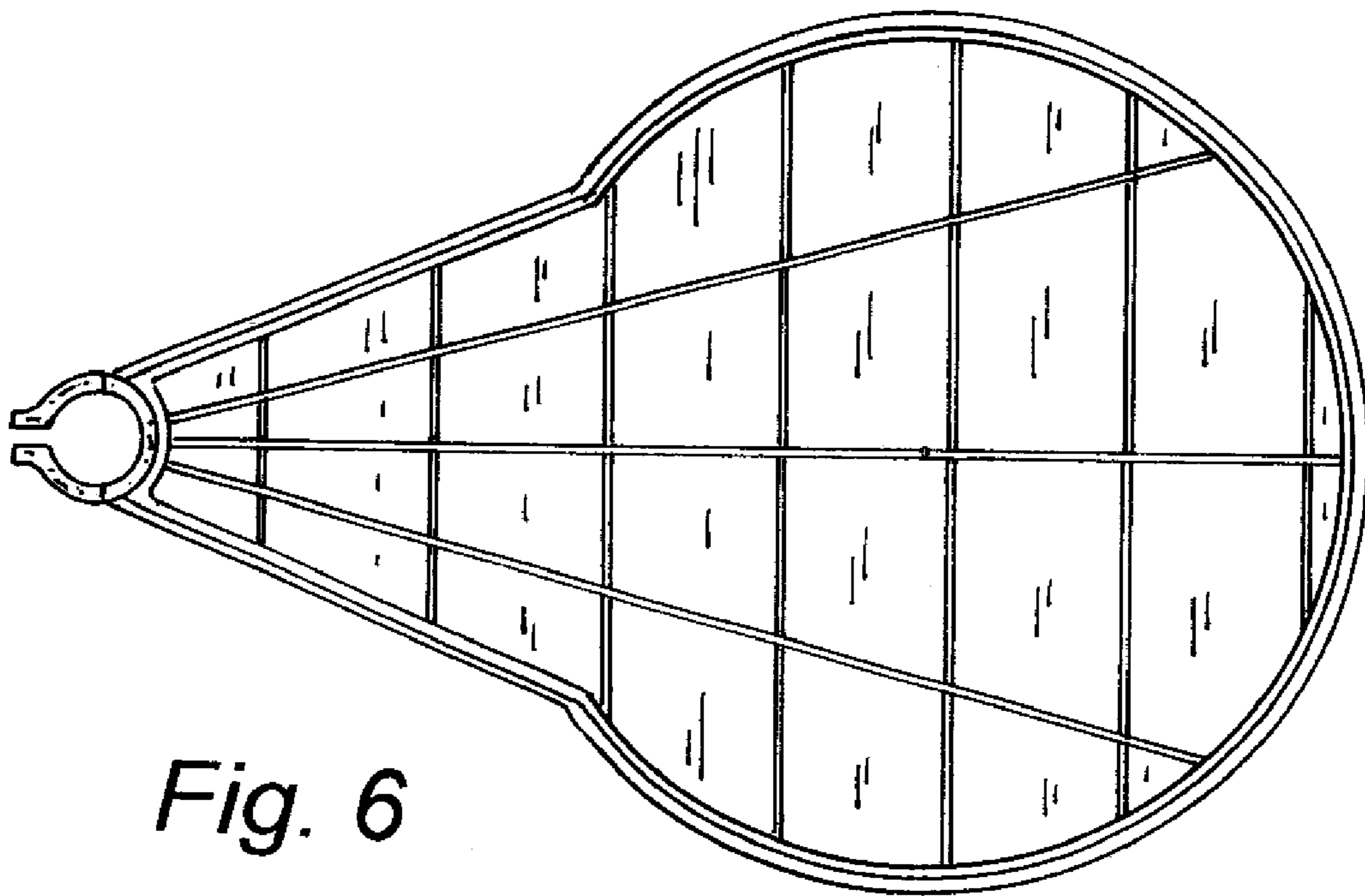


Fig. 6