



US00D569151S

(12) **United States Design Patent**  
**Cittadino et al.**

(10) **Patent No.:** **US D569,151 S**

(45) **Date of Patent:** **\*\* May 20, 2008**

(54) **DISPENSER HOUSING**

(75) Inventors: **Antonio M. Cittadino**, Appleton, WI (US); **Matthew T. Wilcox**, De Pere, WI (US); **Alan P. Paal**, New Franken, WI (US); **Gregory D. Budz**, Sobieski, WI (US); **Robert W. Cornell**, Rothschild, WI (US)

(73) Assignee: **Georgia-Pacific Consumer Products LP**, Atlanta, GA (US)

(\*\*) Term: **14 Years**

(21) Appl. No.: **29/296,473**

(22) Filed: **Oct. 22, 2007**

(51) **LOC (8) Cl.** ..... **23-02**

(52) **U.S. Cl.** ..... **D6/545**

(58) **Field of Classification Search** ..... D6/542-545;  
221/208, 282, 283; 222/105, 173, 180, 181.1,  
222/181.2, 181.3

See application file for complete search history.

(56) **References Cited**

**U.S. PATENT DOCUMENTS**

D338,585 S	8/1993	Bell et al. ....	D6/545
D350,665 S	9/1994	Ophardt .....	D6/545
D378,035 S	2/1997	Ophardt .....	D6/545
D392,136 S	3/1998	Ross et al. ....	D6/542
D416,417 S	11/1999	Ross et al. ....	D6/545
6,533,145 B2	3/2003	Lewis et al. ....	222/181.3
D478,445 S *	8/2003	Daansen .....	D6/545
6,619,509 B2	9/2003	DeKoning et al. ....	222/183
D480,247 S *	10/2003	Ciavarella et al. ....	D6/545
D484,721 S	1/2004	Chou .....	D6/545

D498,628 S *	11/2004	Rhodenbaugh .....	D6/545
D503,576 S *	4/2005	Reynolds et al. ....	D6/545
D530,125 S *	10/2006	Vignot .....	D6/545
D530,126 S *	10/2006	Reynolds et al. ....	D6/545
D552,905 S *	10/2007	Haworth .....	D6/545
D553,407 S *	10/2007	Orgna et al. ....	D6/545
D557,961 S *	12/2007	Haworth .....	D6/545

**OTHER PUBLICATIONS**

WYPALL [online] [retrieved Dec. 6, 2007] Kimberly-Clark Professional. 1 page. [http://www.kcprofessional.com/us/product-details.asp?prd\\_id=92044](http://www.kcprofessional.com/us/product-details.asp?prd_id=92044).

\* cited by examiner

*Primary Examiner*—Brian N Vinson

(74) *Attorney, Agent, or Firm*—Joel T. Charlton

(57) **CLAIM**

The ornamental design for a dispenser housing, as shown and described.

**DESCRIPTION**

FIG. 1 is a front top perspective view of the dispenser housing including broken lines, which are used in the present drawing and throughout the drawings to represent environment and which form no part of the claimed design;

FIG. 2 is a front view of the dispenser housing;

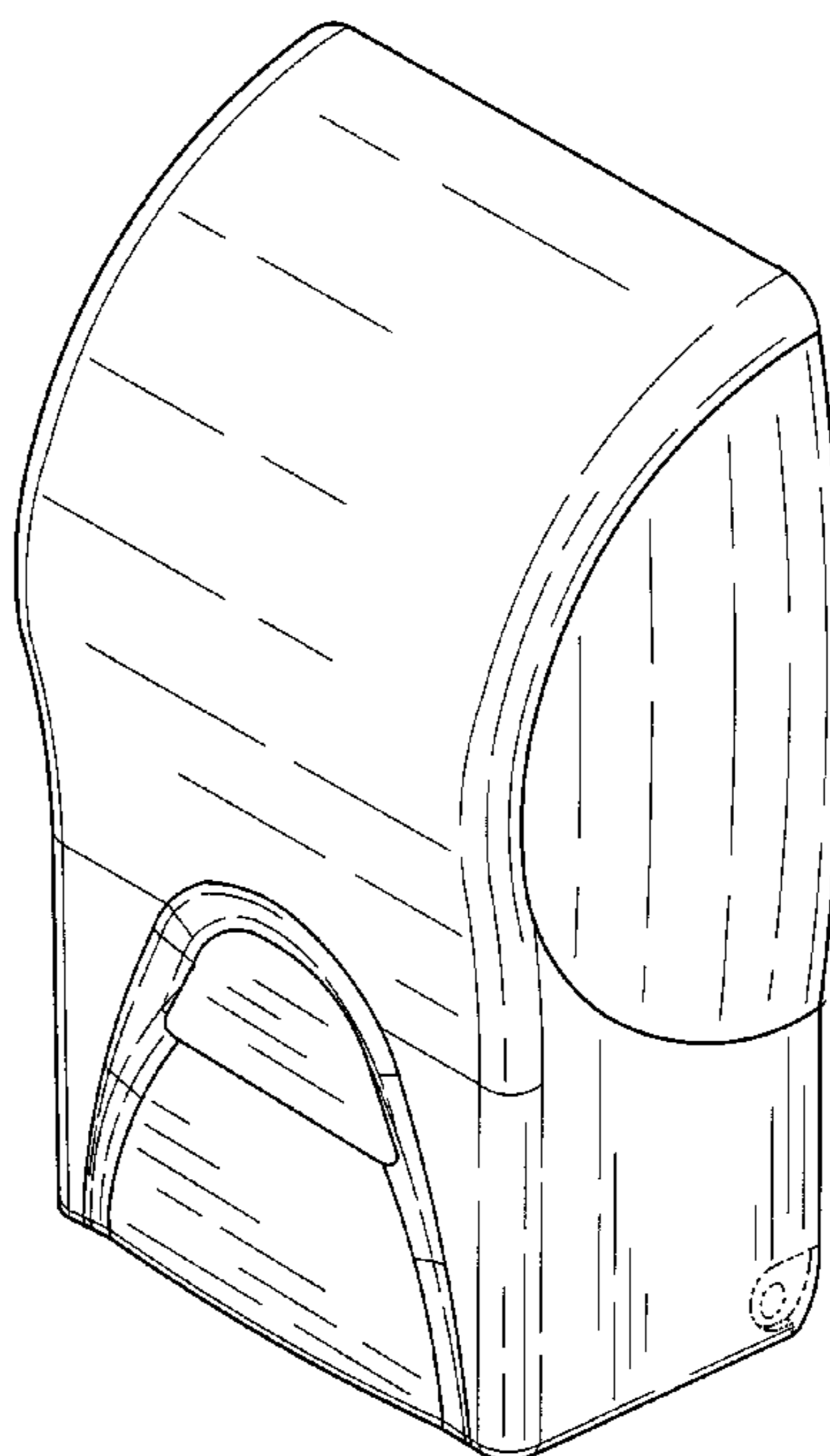
FIG. 3 is a right side view of the dispenser housing, with left side being a mirror thereof;


FIG. 4 is a top view of the dispenser housing;

FIG. 5 is a bottom view of the dispenser housing; and,


FIG. 6 is a rear view of the dispenser housing.

**1 Claim, 5 Drawing Sheets**

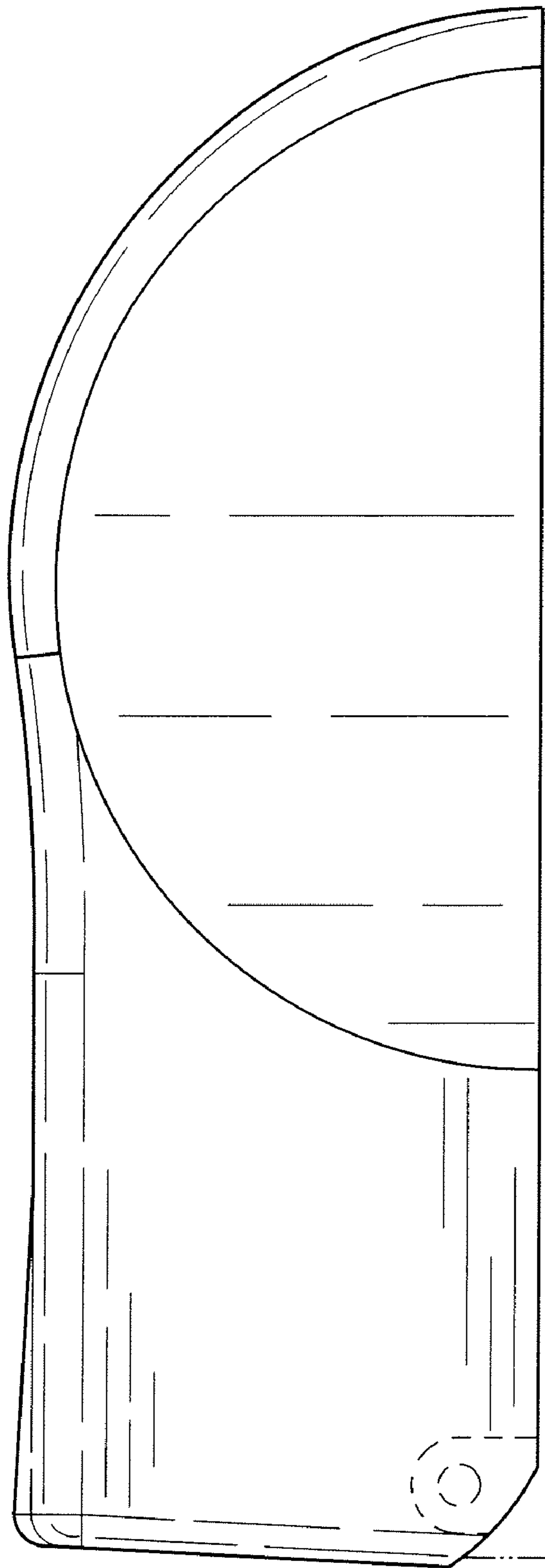





*Fig. 1*



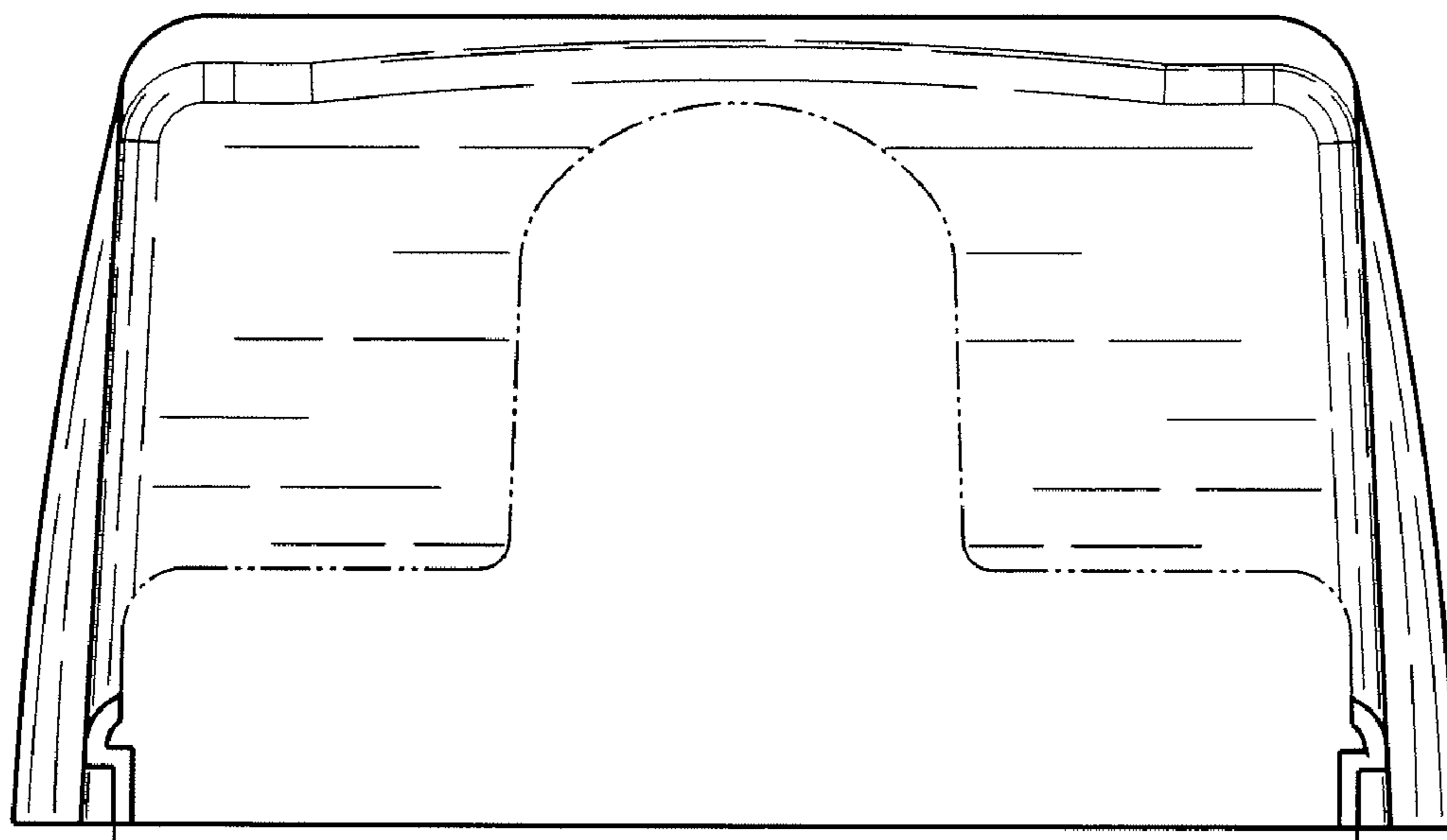
*Fig. 2*



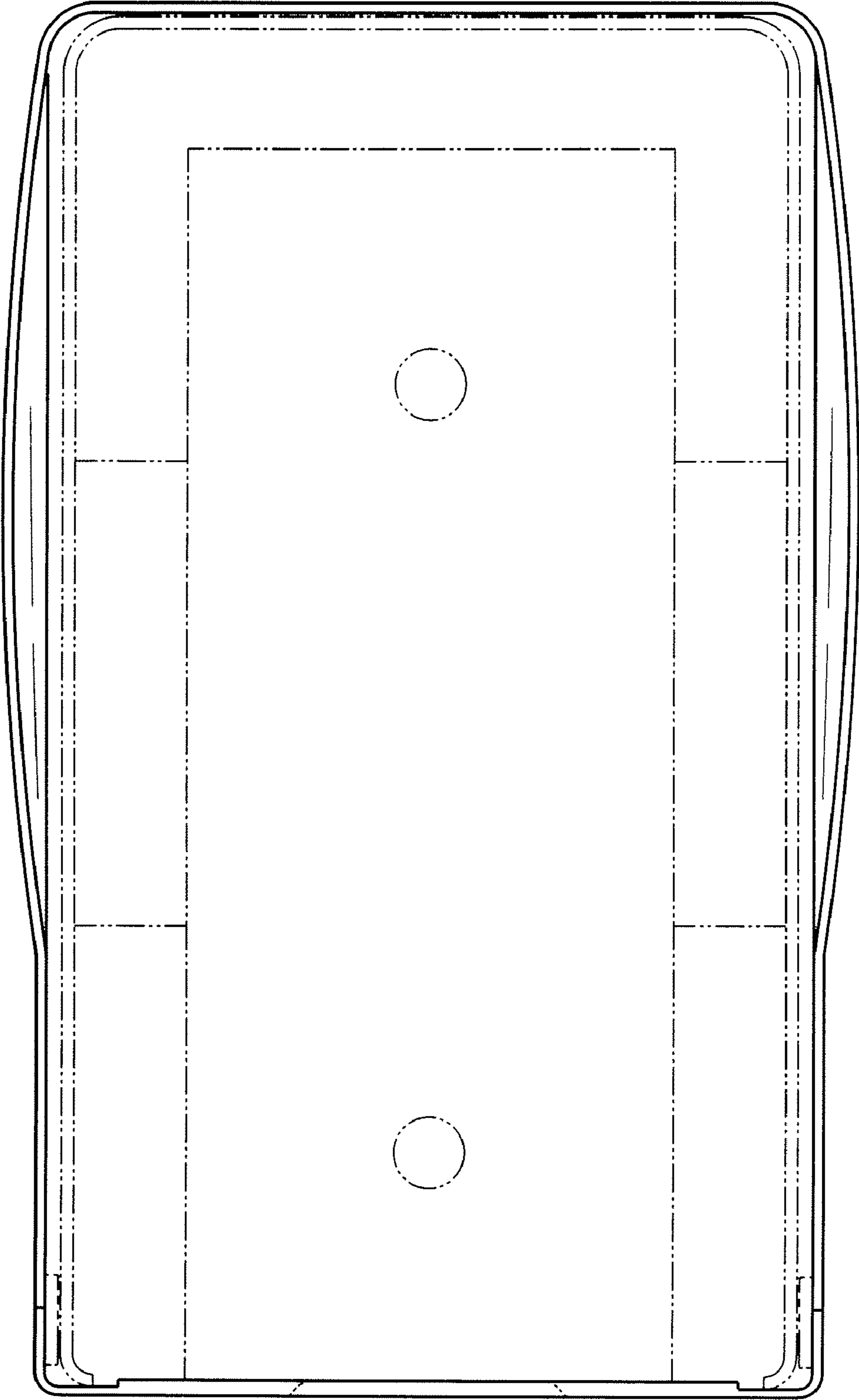
*Fig. 3*



*Fig. 4*



*Fig. 5*



*Fig. 6*