



US00D569128S

(12) **United States Design Patent** (10) **Patent No.:** **US D569,128 S**  
**Stearns et al.** (45) **Date of Patent:** **\*\* May 20, 2008**

(54) **SPEEDWAY DISPLAY FOR MODEL RACECARS**

D355,218 S \* 2/1995 Peterka ..... D19/82  
D395,562 S \* 6/1998 Goodman ..... D6/450  
D420,535 S \* 2/2000 Klock ..... D6/478  
6,467,632 B1 \* 10/2002 Guillot ..... 211/13.1

(75) Inventors: **John Robert Stearns**, Long Beach, CA (US); **Douglas Warren Scott**, Long Beach, CA (US)

\* cited by examiner

(73) Assignees: **John R. Stearns**, Long Beach, CA (US); **Doug W. Scott**, Long Beach, CA (US)

*Primary Examiner*—Robert M. Spear  
*Assistant Examiner*—Sydney R. Buffalow  
(74) *Attorney, Agent, or Firm*—Louis C. Cullman; Kirkpatrick & Lockhart Preston Gates Ellis, LLP

(\*\*) Term: **14 Years**

(21) Appl. No.: **29/253,861**

(57) **CLAIM**

(22) Filed: **Feb. 13, 2006**

The ornamental design for a speedway display for model racecars, as shown and described.

(51) **LOC (8) Cl.** ..... **06-04**

(52) **U.S. Cl.** ..... **D6/450**

(58) **Field of Classification Search** ..... D6/450, D6/303, 449, 310, 478; 248/174, 176.1, 248/447, 460; 211/86, 88, 49.1, 195, 13.1; 40/539, 411, 606, 610, 642, 700, 743, 725, 40/798; D19/21, 24, 80, 82; D20/34, 29  
See application file for complete search history.

**DESCRIPTION**

FIG. 1 is a perspective view of a speedway display for model racecars showing my new design;

FIG. 2 is a front view thereof;

FIG. 3 is a back view thereof; and,

FIG. 4 is a side view thereof.

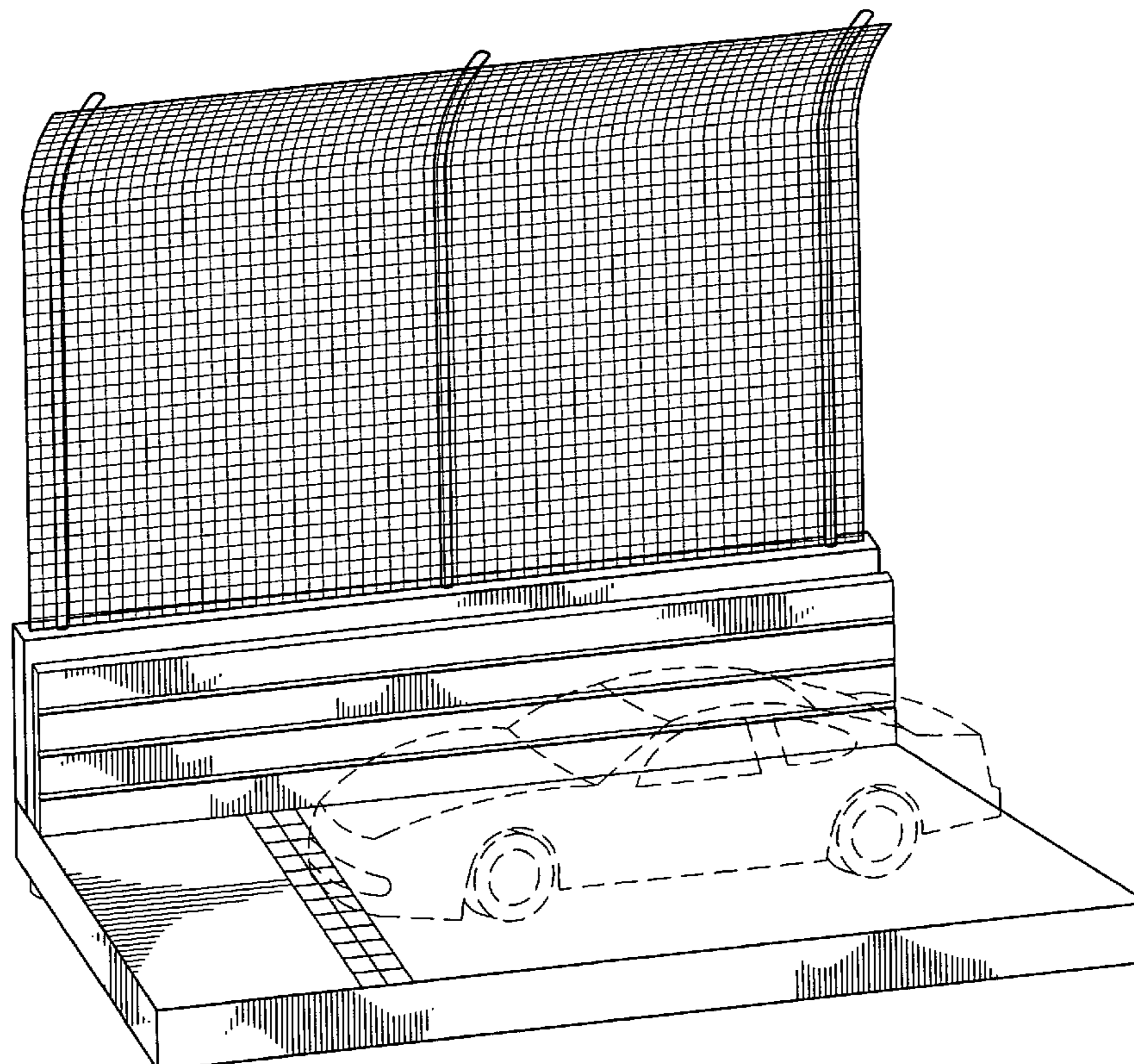
The broken lines are for illustration purposes only and form no part of the claimed design.

(56) **References Cited**

U.S. PATENT DOCUMENTS

D121,629 S \* 7/1940 Barbour ..... D20/34

**1 Claim, 4 Drawing Sheets**



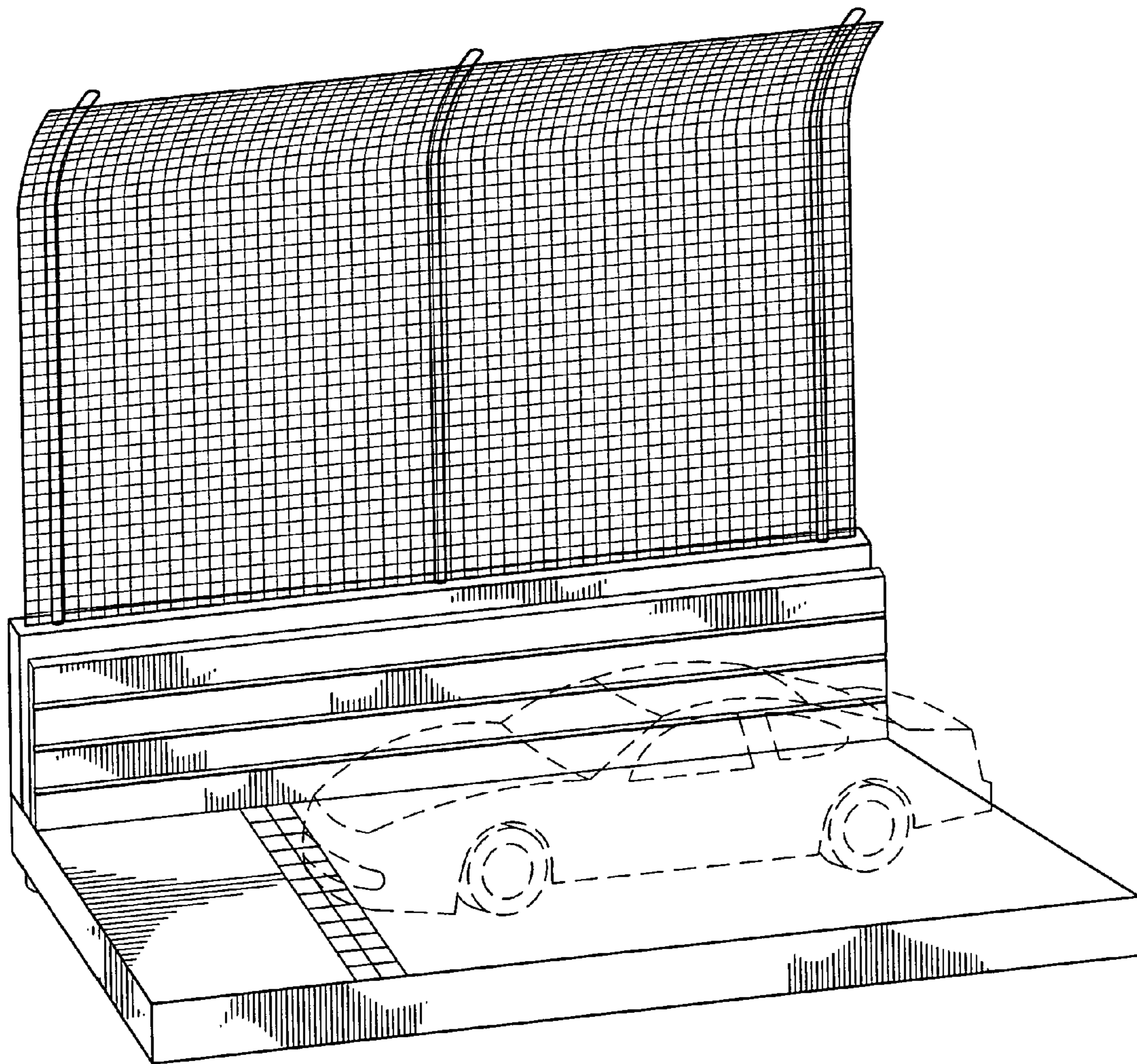


FIG. 1




FIG. 2



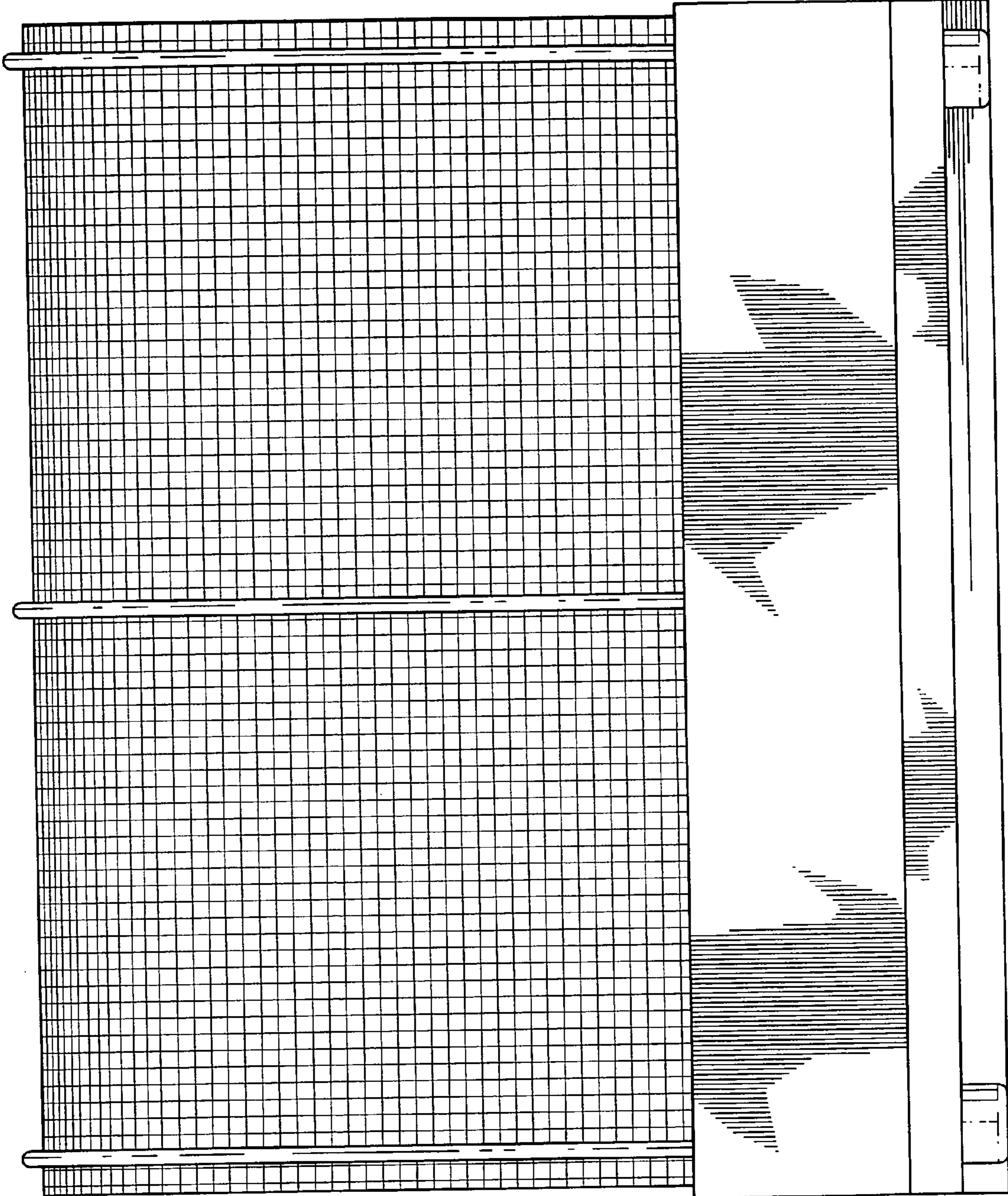


FIG. 3

FIG. 4

