



US00D569113S

(12) **United States Design Patent**
Lewis

(10) **Patent No.:** **US D569,113 S**

(45) **Date of Patent:** **** May 20, 2008**

(54) **CHAIR**

(76) **Inventor:** **Sally Sirkin Lewis**, 715 Canon Dr.,
Beverly Hills, CA (US) 90210

(**) **Term:** **14 Years**

(21) **Appl. No.:** **29/288,083**

(22) **Filed:** **May 30, 2007**

(51) **LOC (8) Cl.** **06-01**

(52) **U.S. Cl.** **D6/334**

(58) **Field of Classification Search** D6/334,
D6/335, 341, 353, 360, 364, 367, 369, 371,
D6/376, 377, 379-381, 500-502; 297/445.1,
297/446.1; 5/12.1

See application file for complete search history.

(56) **References Cited**

U.S. PATENT DOCUMENTS

D132,793	S	*	6/1942	Reiss	D6/364
2,891,255	A	*	6/1959	Simmons	5/9.1
D186,308	S	*	10/1959	Knoll	D6/334
D190,805	S	*	7/1961	Deskey	D6/334
3,328,810	A	*	7/1967	Berman	5/17
4,092,049	A	*	5/1978	Schoblom	297/440.23
D248,802	S	*	8/1978	Iselin	D6/364
D251,938	S	*	5/1979	Spound et al.	D6/334
D252,782	S	*	9/1979	Roset	D6/334
D259,601	S	*	6/1981	Marks	D6/334
D264,026	S	*	4/1982	Mascheroni	D6/381
D268,797	S	*	5/1983	Mascheroni	D6/371
D269,651	S	*	7/1983	Blowers	D6/364
D275,243	S	*	8/1984	Tiffany, III	D6/364

D275,342	S	*	9/1984	Fister, Jr.	D6/364
D281,655	S	*	12/1985	Carter	D6/334
D282,423	S	*	2/1986	Carter	D6/449
D313,893	S	*	1/1991	Hopfer	D6/334
D327,174	S	*	6/1992	Hopfer	D6/334
D376,051	S	*	12/1996	Lewis	D6/334
D384,827	S	*	10/1997	Hutton	D6/334
D384,829	S	*	10/1997	Hutton	D6/379
D390,017	S	*	2/1998	Lewis	D6/334
D394,558	S	*	5/1998	Hutton	D6/334
D433,824	S	*	11/2000	King	D6/334
D498,064	S	*	11/2004	Gomez	D6/334
D510,486	S	*	10/2005	Karl	D6/334
D527,196	S	*	8/2006	Antonioni	D6/381
D538,549	S	*	3/2007	Spear	D6/381
D545,070	S	*	6/2007	Hutton	D6/334

* cited by examiner

Primary Examiner—Sandra Snapp


(57) **CLAIM**

The ornamental design for chair, as shown and described.

DESCRIPTION

FIG. 1 is a perspective view of the chair of my design;
FIG. 2 is a front view of the chair;
FIG. 3 is a back view of the chair;
FIG. 4 is a right side view of the chair;
FIG. 5 is a left side view of the chair;
FIG. 6 is a top view of the chair; and,
FIG. 7 is a bottom view of the chair.

1 Claim, 4 Drawing Sheets






FIG. 1




FIG. 2

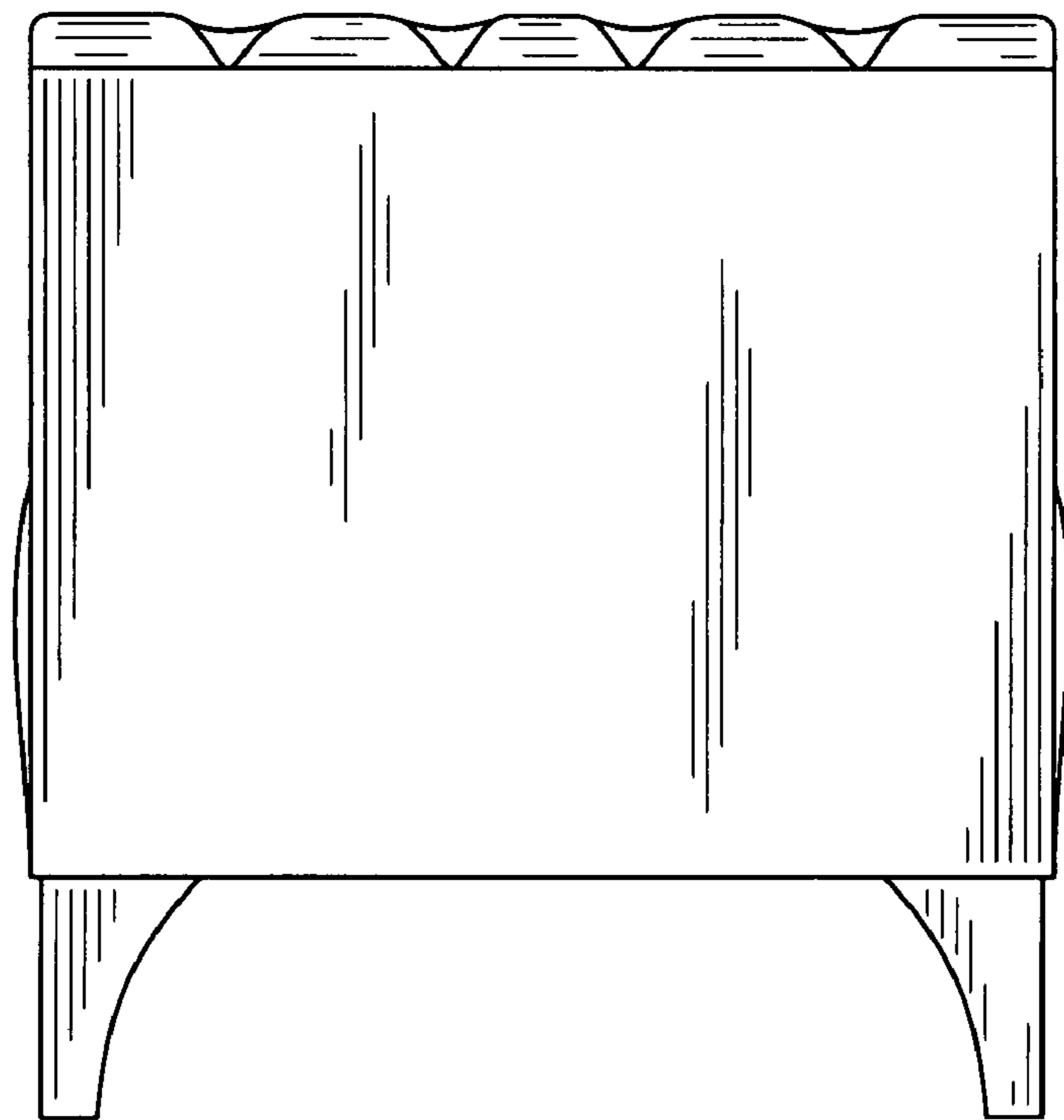


FIG. 3

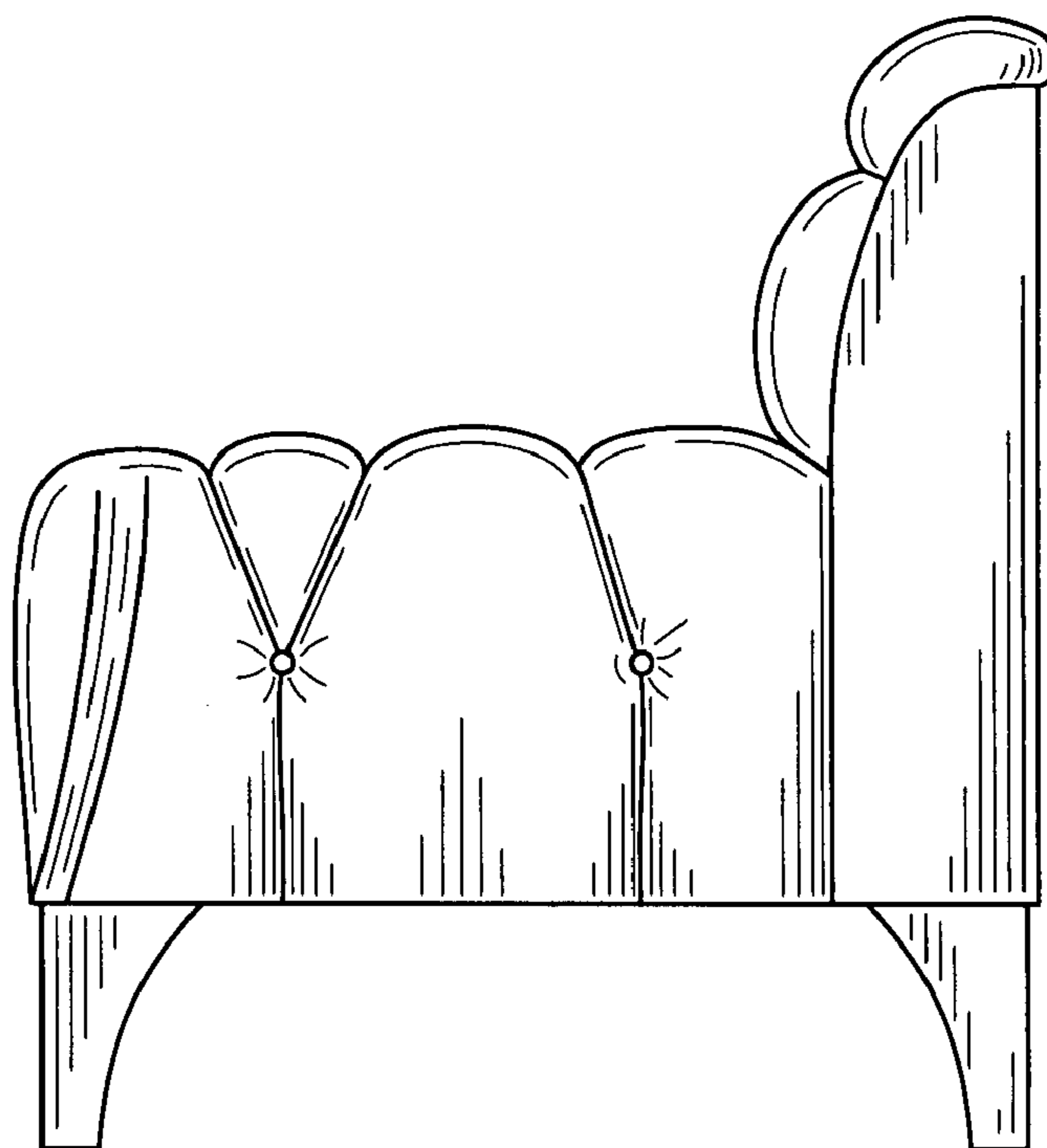


FIG. 4

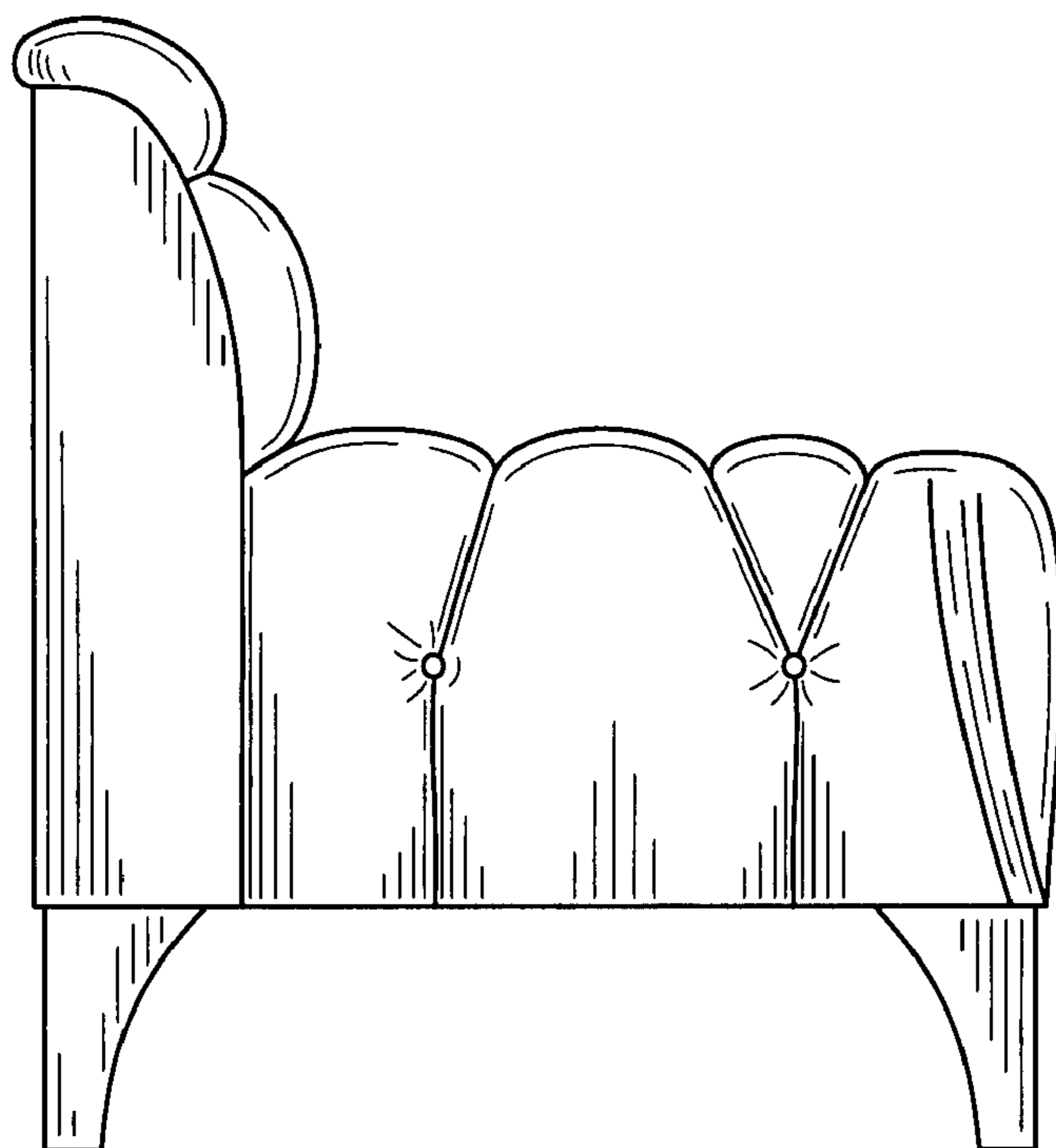


FIG. 5

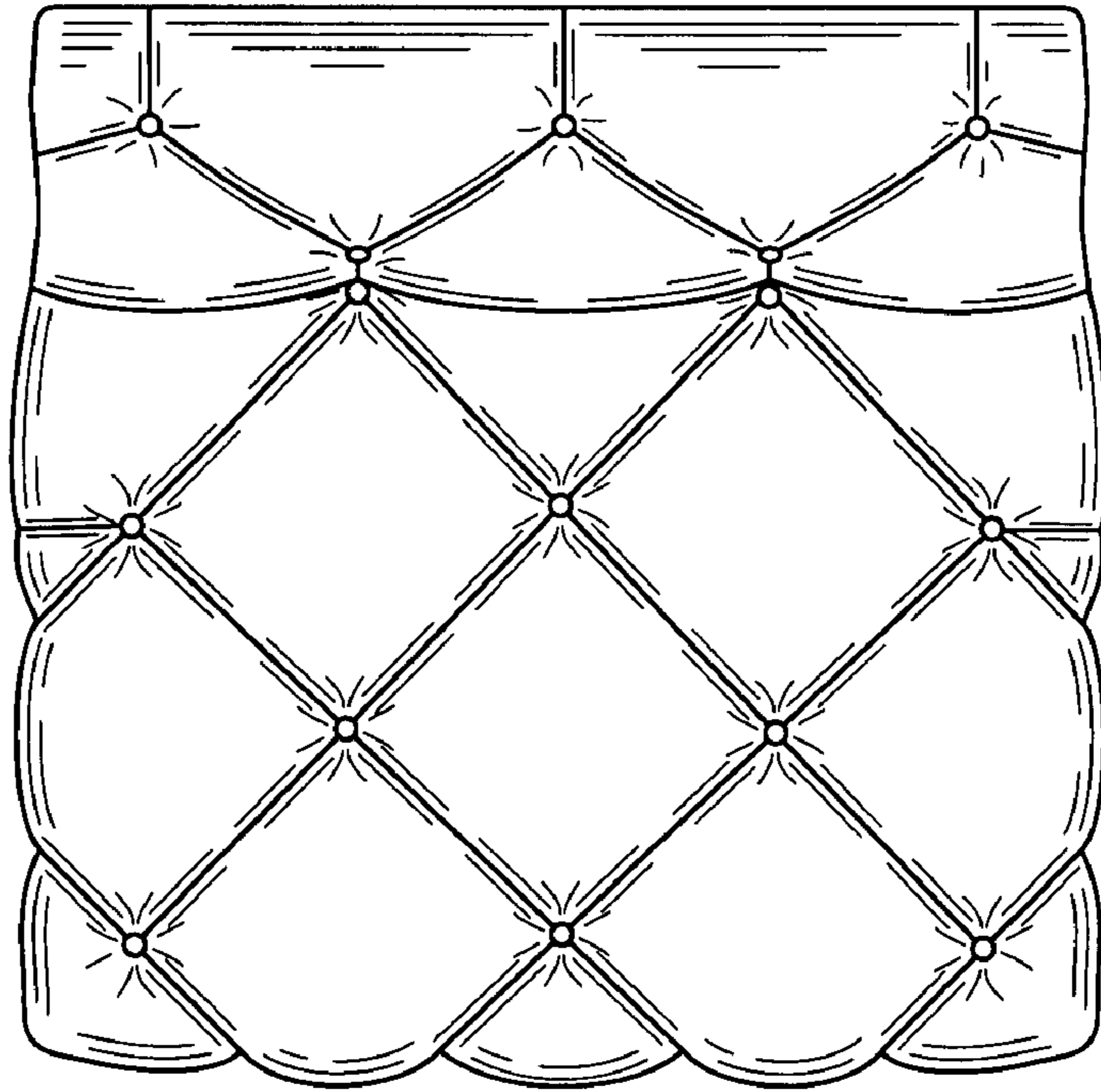


FIG. 6

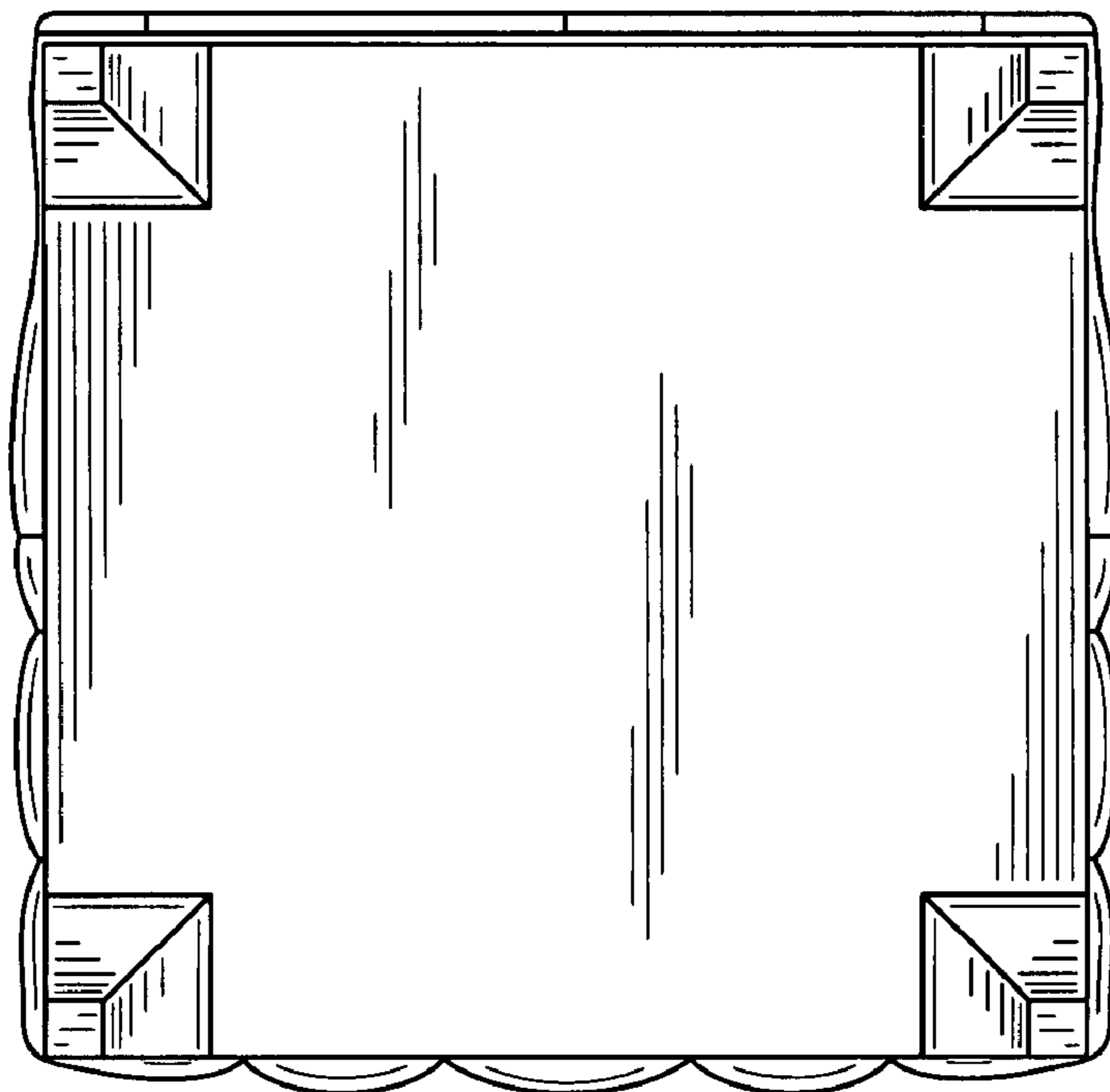


FIG. 7