

US00D569109S

(12) **United States Design Patent**
Svendsen et al.

(10) **Patent No.:** **US D569,109 S**

(45) **Date of Patent:** **** May 20, 2008**

(54) **MIRROR**

(75) Inventors: **Sean Svendsen**, Woodridge, IL (US);
Sherry Jones, Woodridge, IL (US);
Michael Painter, Woodridge, IL (US)

(73) Assignee: **Globe Union Industrial Corp.**,
Taichung (TW)

(**) Term: **14 Years**

(21) Appl. No.: **29/280,324**

(22) Filed: **May 24, 2007**

(51) **LOC (8) Cl.** **06-04**

(52) **U.S. Cl.** **D6/300**

(58) **Field of Classification Search** D6/300-314,
D6/384, 505, 329, 568, 393, 553, 561, 436;
40/727, 700, 725

See application file for complete search history.

(56) **References Cited**

U.S. PATENT DOCUMENTS

D132,737 S * 6/1942 Marchand D6/561
D172,948 S * 9/1954 Butkiewicz et al. D6/561
D173,566 S * 11/1954 Golden D6/561

D224,772 S * 9/1972 Frederick D6/563
D257,922 S * 1/1981 Andersson D6/561
D264,413 S * 5/1982 DiPersia D6/436
D273,542 S * 4/1984 West D6/505
D423,838 S * 5/2000 Bell, Jr. D6/505

* cited by examiner

Primary Examiner—Caron D. Veynar

Assistant Examiner—Sydney R Buffalow

(74) *Attorney, Agent, or Firm*—Leong C. Lei

(57) **CLAIM**

The ornamental design for a mirror, as shown and described.

DESCRIPTION

FIG. 1 is a perspective view of a mirror showing my new design;

FIG. 2 is a front elevational view thereof;

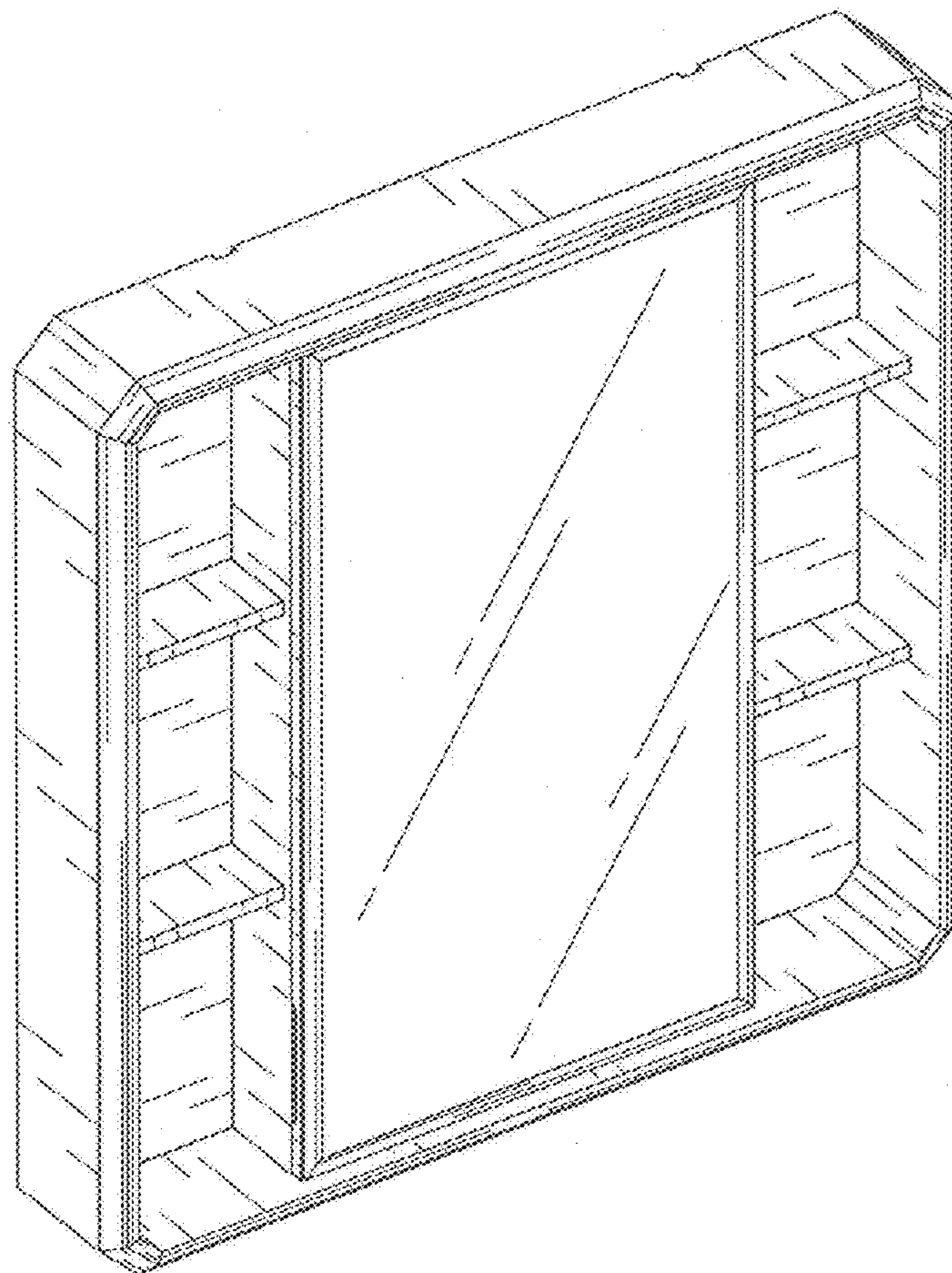
FIG. 3 is a rear elevational view thereof;

FIG. 4 is a left side elevational view thereof;

FIG. 5 is a right side elevational view thereof; and,

FIG. 6 is a top plan view thereof.

1 Claim, 6 Drawing Sheets






FIG. 1

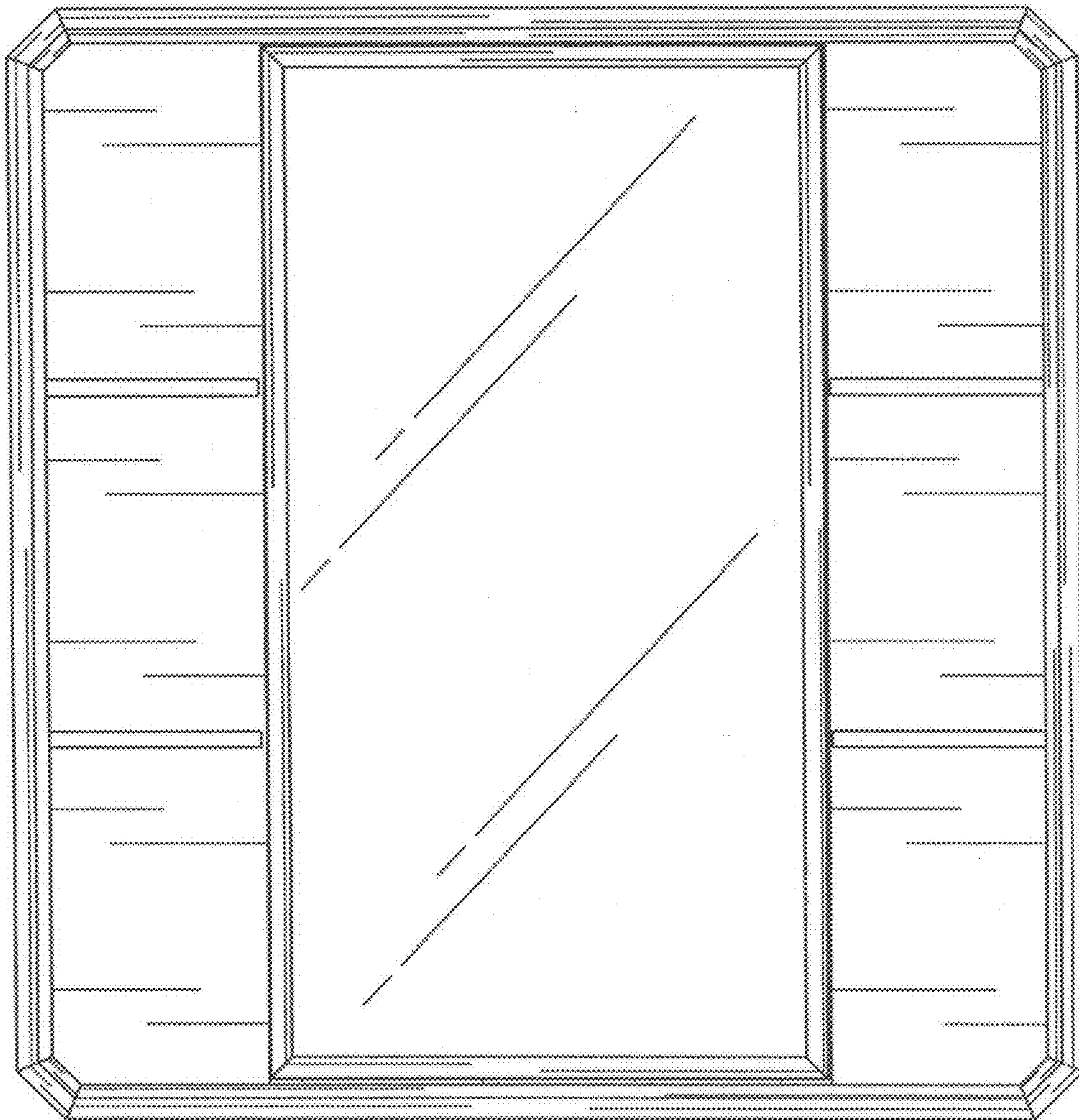


FIG. 2




FIG. 3

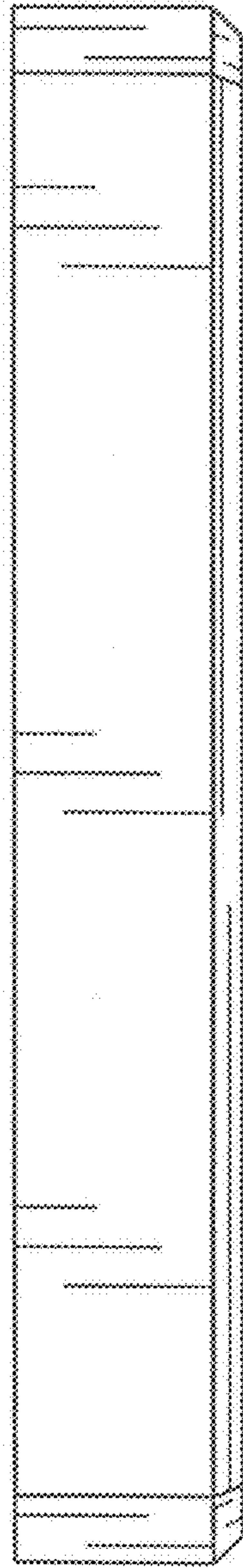


FIG. 4

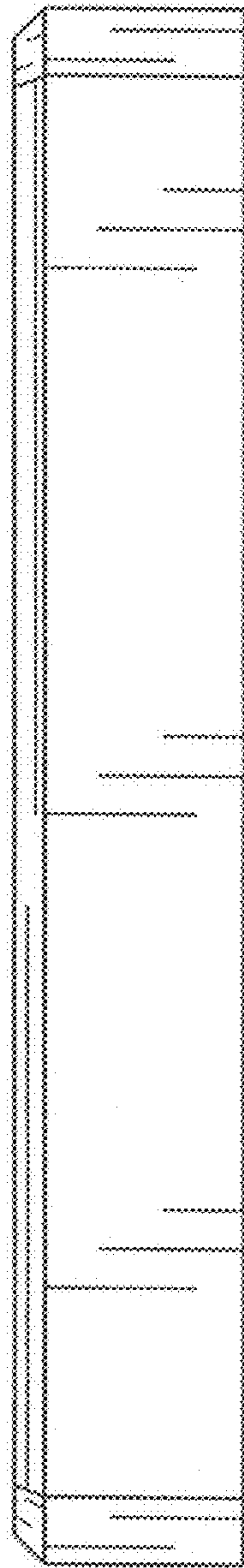


FIG. 5

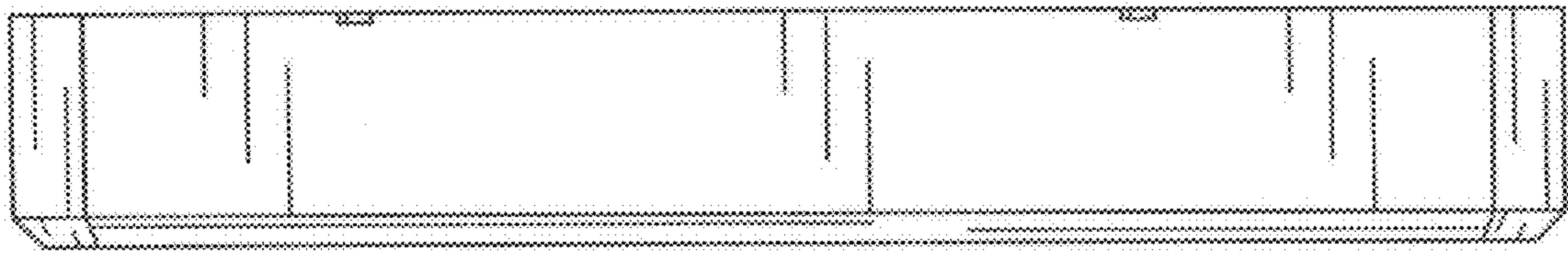


FIG. 6