



US00D569100S

(12) **United States Design Patent**
Stulman

(10) **Patent No.:** **US D569,100 S**

(45) **Date of Patent:** **** May 20, 2008**

(54) **CLUTCH**

D527,897 S * 9/2006 Gonzalez D3/247
D543,356 S * 5/2007 Gonzalez D3/247

(75) Inventor: **Nicole Stulman**, Paris (FR)

* cited by examiner

(73) Assignee: **Hermes Sellier**, Paris (FR)

Primary Examiner—Louis S Zarfaz

(**) Term: **14 Years**

Assistant Examiner—Michelle E Wilson

(21) Appl. No.: **29/250,954**

(74) *Attorney, Agent, or Firm*—Darby & Darby P.C.

(22) Filed: **Dec. 7, 2006**

(57) **CLAIM**

(51) **LOC (8) Cl.** **03-01**

The ornamental design for clutch, as shown and described.

(52) **U.S. Cl.** **D3/232**

DESCRIPTION

(58) **Field of Classification Search** D3/201,
D3/205, 230, 231, 233, 247, 251, 232, 234,
D3/238, 240–246, 303, 318–326, 900–902;
150/100, 107–110, 118–120; 190/100, 108–112,
190/115, 900, 902–903

FIG. 1 is a front perspective view of a clutch showing my new design;

FIG. 2 is a front elevation view thereof;

See application file for complete search history.

FIG. 3 is a right side view thereof, the left side being a mirror image thereof;

FIG. 4 is a top plan view thereof;

(56) **References Cited**

U.S. PATENT DOCUMENTS

D162,899 S * 4/1951 Sundberg D14/198
D319,146 S * 8/1991 Vittetoe D3/249
D497,248 S * 10/2004 Anderson et al. D3/238
D498,360 S * 11/2004 de Baschmakoff D3/243
D519,732 S * 5/2006 Gonzalez D3/243
D524,538 S * 7/2006 Gonzalez D3/247

FIG. 5 is a bottom plan view thereof; and,

FIG. 6 is a rear elevation view thereof.

The broken lines showing of the clutch are included for the purpose of illustrating stitching and form part of the claimed design.

1 Claim, 3 Drawing Sheets

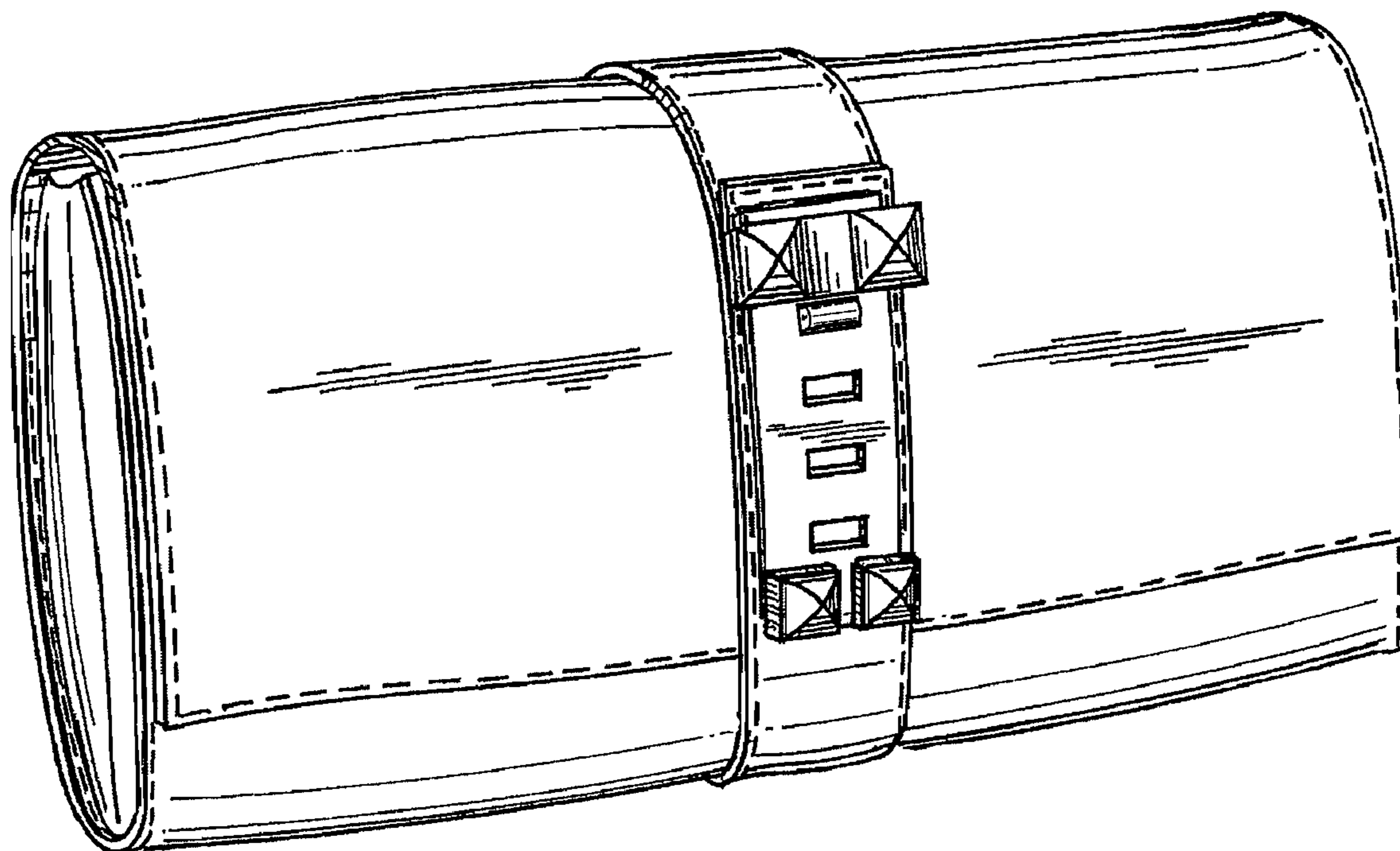


FIG. 1

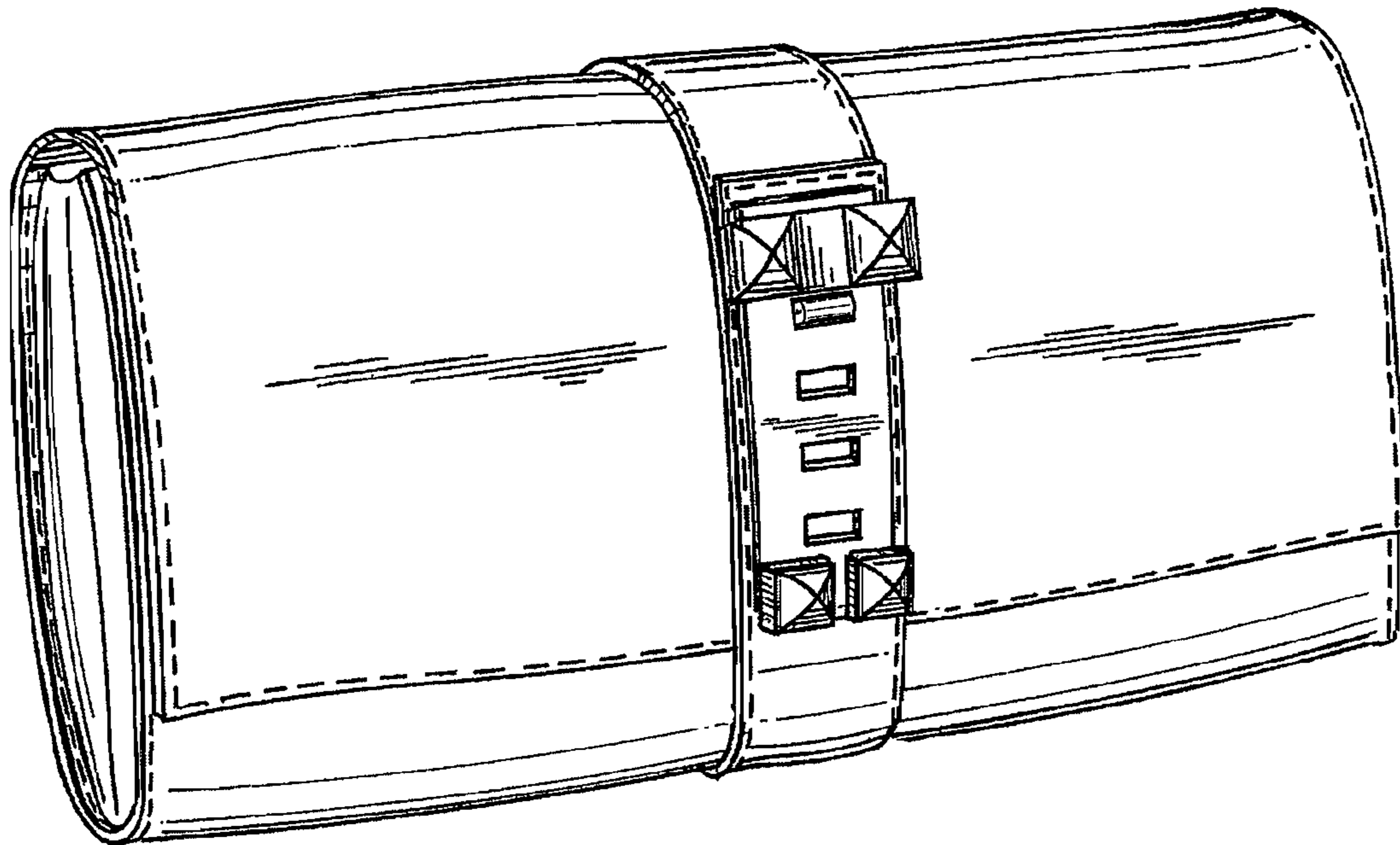
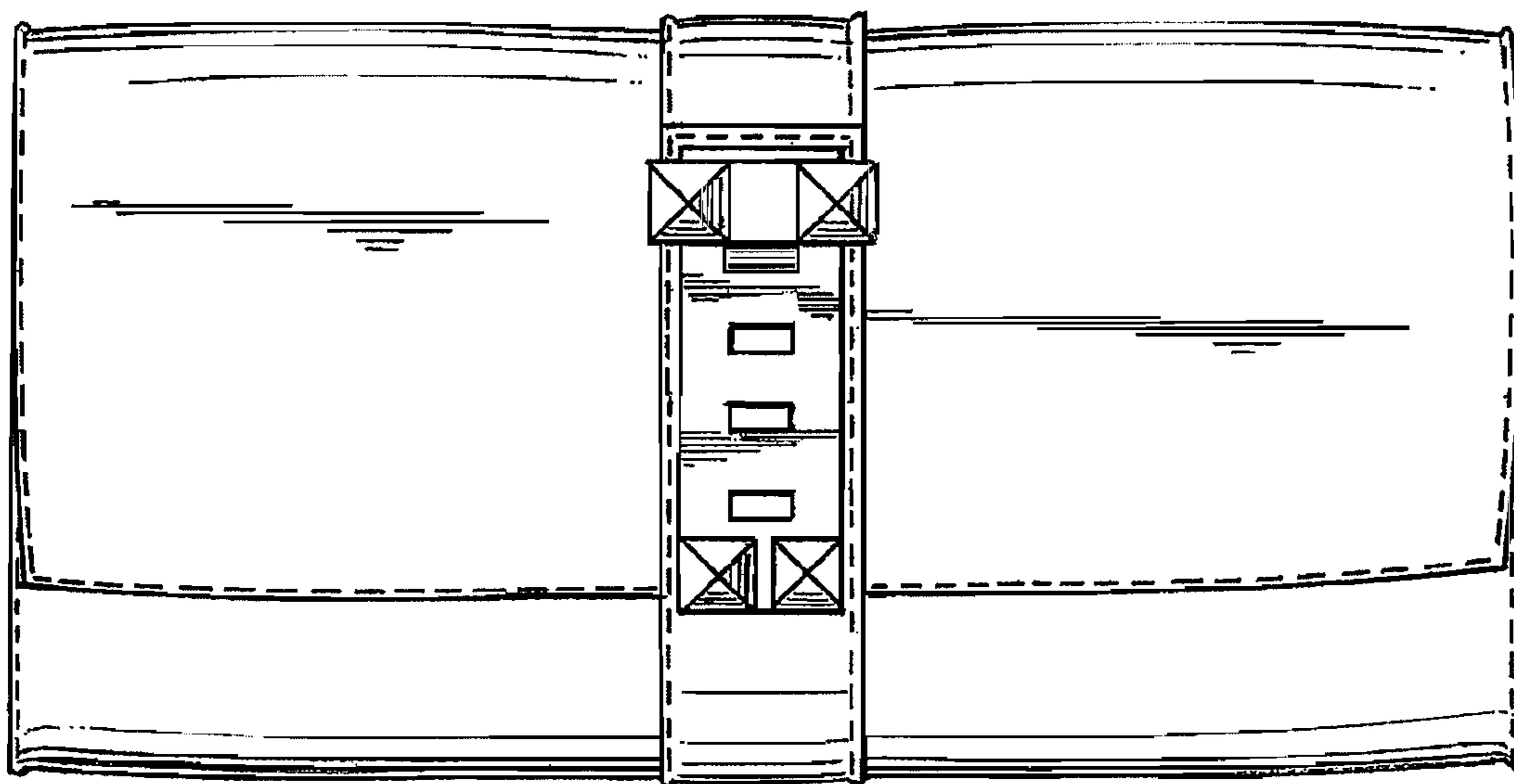


FIG. 2



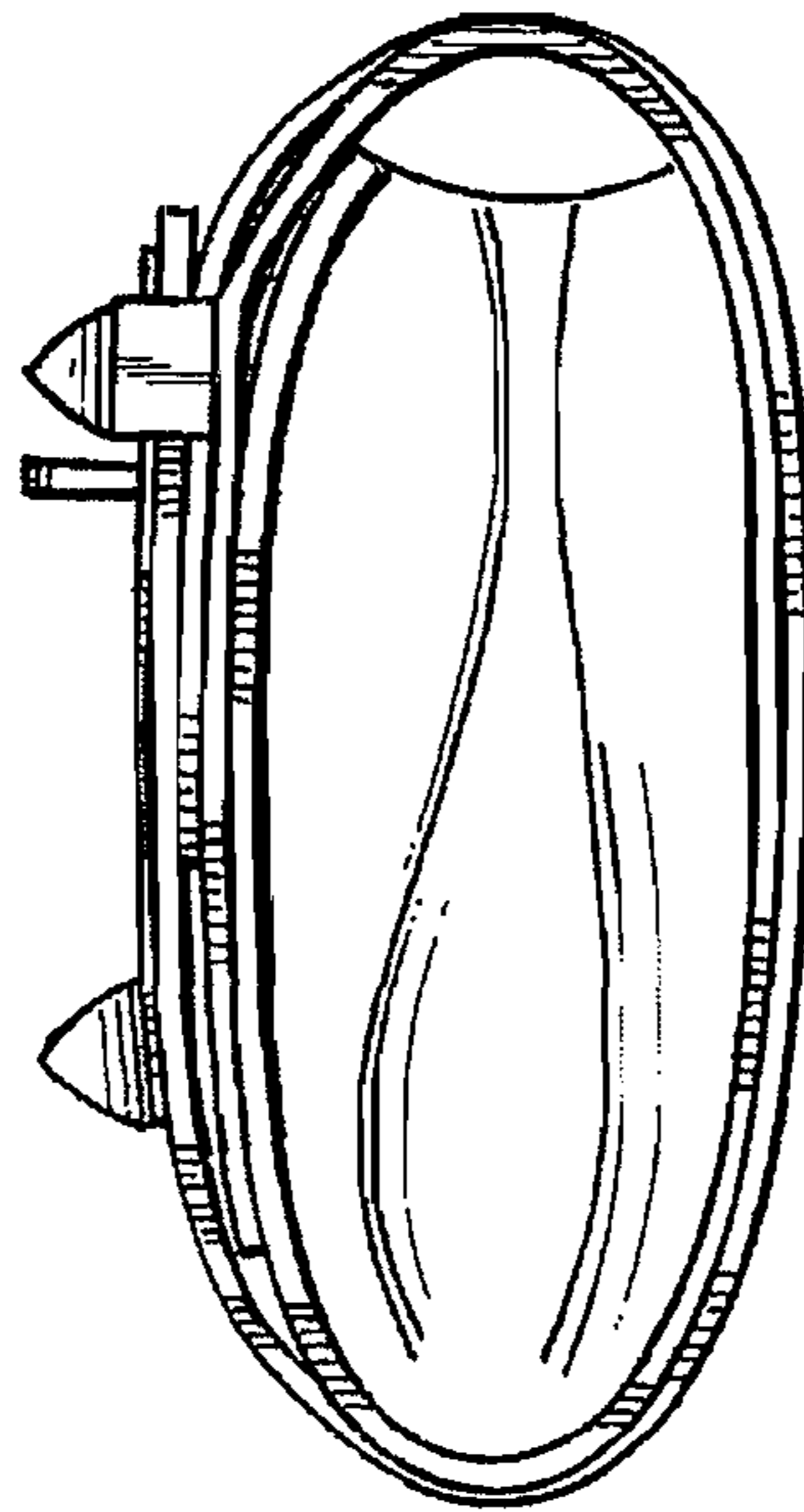


FIG. 3

FIG. 4




FIG. 5




FIG. 6

