



US00D569093S

(12) **United States Design Patent**
Morgan et al.

(10) **Patent No.:** **US D569,093 S**

(45) **Date of Patent:** **** May 20, 2008**

(54) **FOOTWEAR WELT PORTION**

(75) Inventors: **Mark M. Morgan**, Rockford, MI (US);
Karl A. Reed, Sand Lake, MI (US);
Ted S. Gedra, Grand Rapids, MI (US)

(73) Assignee: **Wolverine World Wide, Inc.**,
Rockford, MI (US)

(**) Term: **14 Years**

(21) Appl. No.: **29/279,773**

(22) Filed: **May 8, 2007**

(51) **LOC (8) Cl.** **02-99**

(52) **U.S. Cl.** **D2/977**

(58) **Field of Classification Search** D2/977;
36/78

See application file for complete search history.

(56) **References Cited**

U.S. PATENT DOCUMENTS

2,428,862	A *	10/1947	Weinbrot	36/78
2,438,095	A *	3/1948	Phinney	36/78
D163,559	S *	6/1951	Batchelder	D2/977
3,304,630	A *	2/1967	Sherbrook	36/78
3,623,174	A *	11/1971	Greene et al.	36/78
D377,561	S *	1/1997	McClelland	D2/977
D444,294	S *	7/2001	Fini	D2/977
D544,199	S *	6/2007	Chen	D2/977

OTHER PUBLICATIONS

Bates Footwear Guide 2007 Catalog, p. 13.

Wolverine Work and Rugged Outdoor 2006/2007 Catalog, pp. W8, W9, W15, W21.

Caterpillar Footwear 1996 Catalog, pp. 6, 11, 14.

* cited by examiner

Primary Examiner—Dominic Simone

(74) *Attorney, Agent, or Firm*—Warner Norcross & Judd LLP

(57) **CLAIM**

The ornamental design for footwear welt portion, as shown and described.

DESCRIPTION

FIG. 1 is a perspective view of the footwear welt portion embodying the new design;

FIG. 2 is a top plan view thereof;

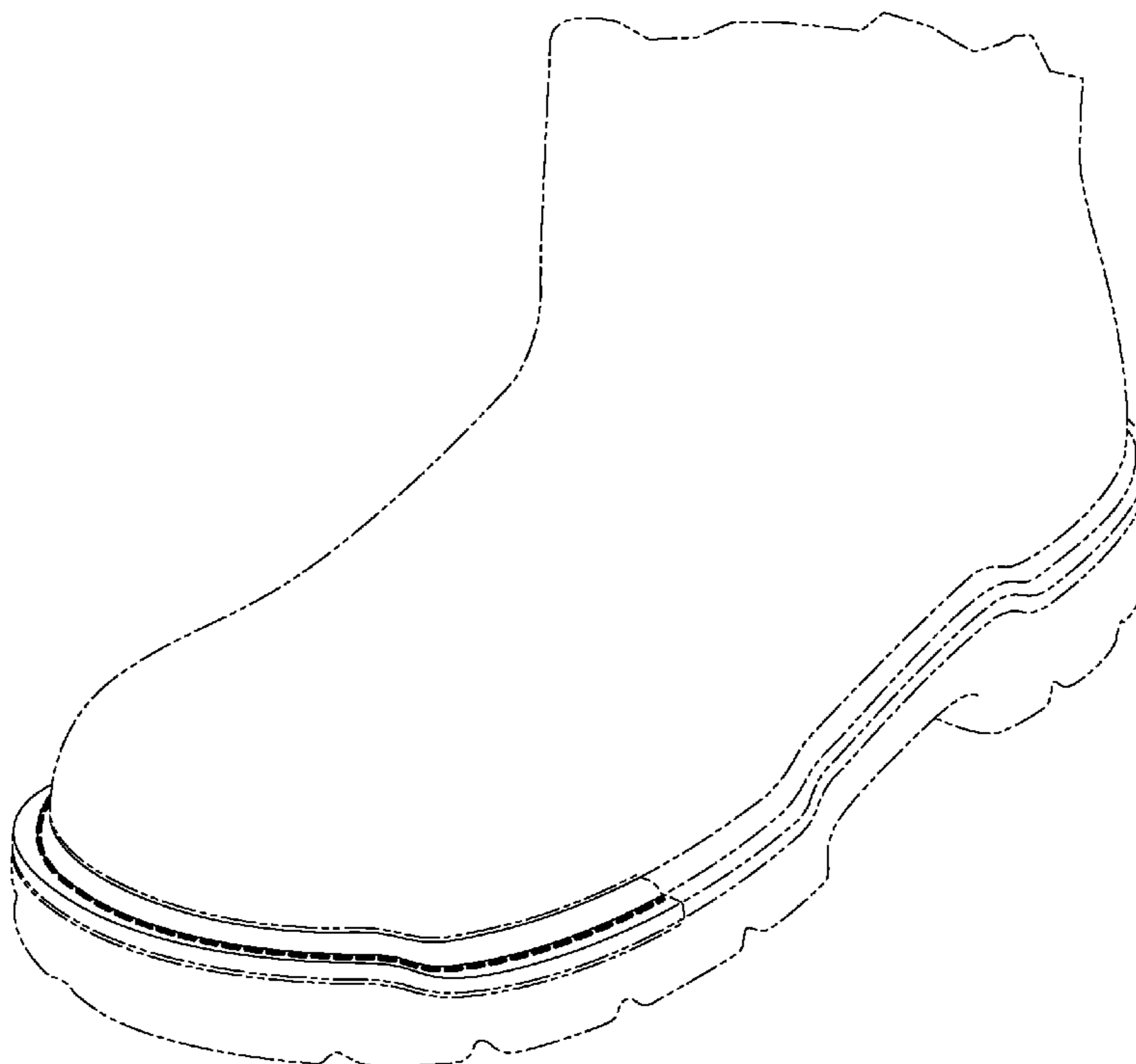
FIG. 3 is a right side view thereof;

FIG. 4 is a left side view thereof; and,

FIG. 5 is a front view thereof.

FIGS. 1-5 show features of an article of footwear in phantom lines. These features are shown for environmental purposes and do not form any part of the claimed design. Further, the phantom lines immediately adjacent the solid-line portions of the design form the boundary of the design, with the phantom lines forming no part of the claimed design.

1 Claim, 4 Drawing Sheets



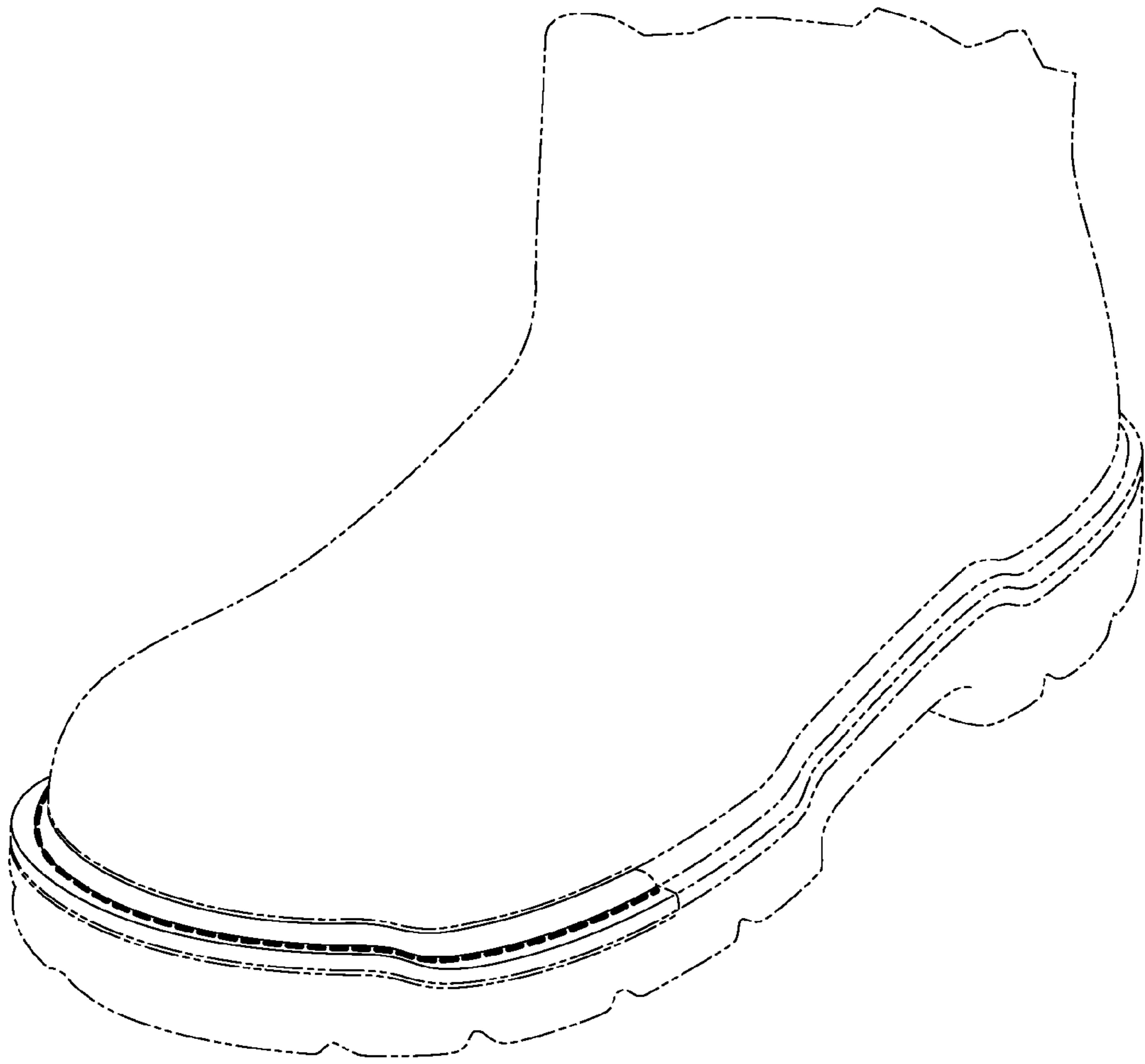


Fig. 1

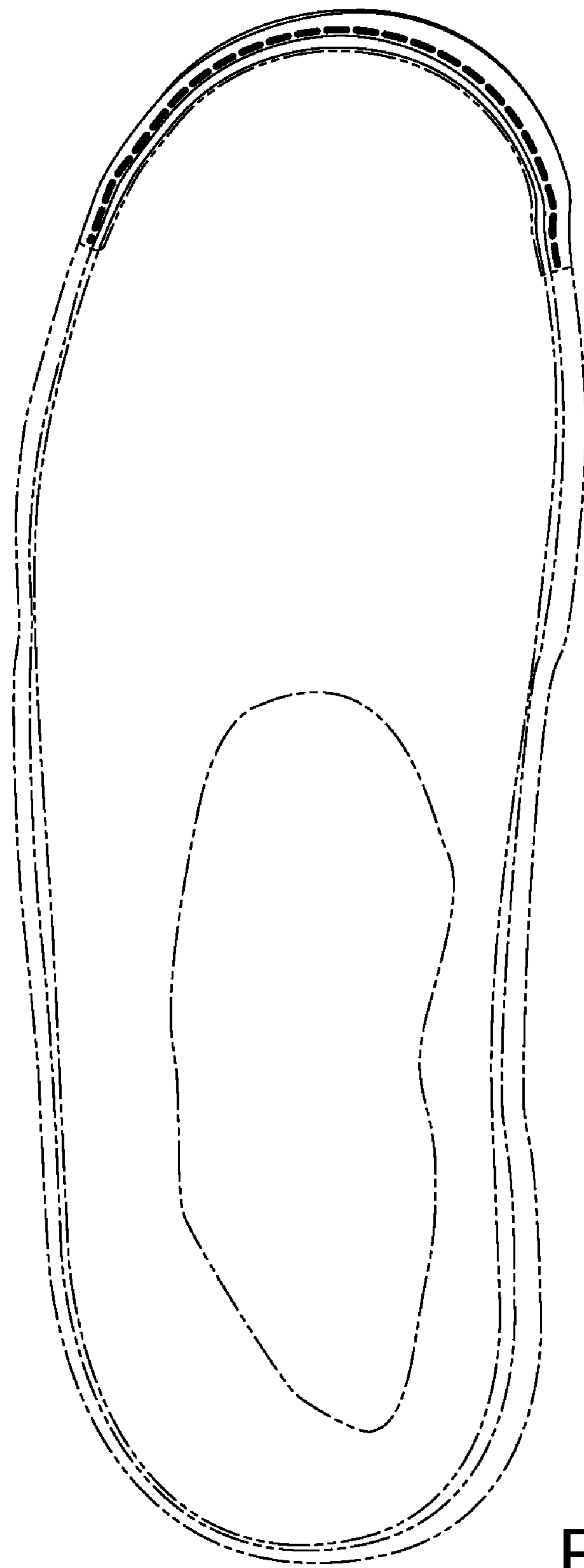


Fig. 2



Fig. 3



Fig. 4

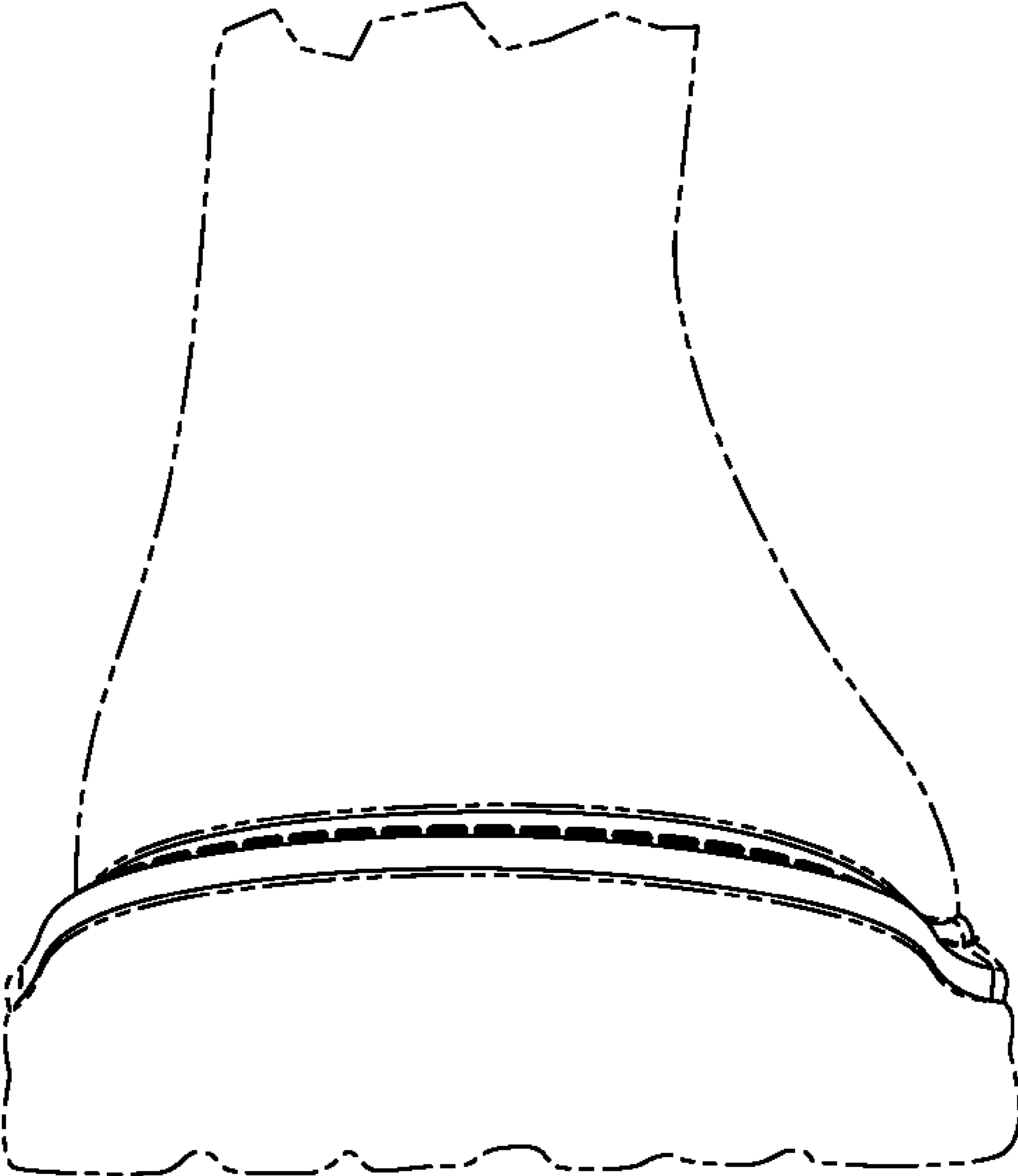


Fig. 5