



US00D569085S

(12) **United States Design Patent** (10) **Patent No.:** **US D569,085 S**
Belley et al. (45) **Date of Patent:** **** May 20, 2008**

(54) **FOOTWEAR SOLE**

(75) Inventors: **Manon Belley**, Laval (CA); **Julie St-Louis**, Montreal (CA); **Grant A. Urie**, Shelburne, VT (US); **Martin W. F. Dean**, St. Albans (GB); **Warren Malkin**, St. Albans (GB)

(73) Assignee: **Wolverine World Wide, Inc.**, Rockford, MI (US)

(**) Term: **14 Years**

(21) Appl. No.: **29/286,778**

(22) Filed: **May 17, 2007**

(51) **LOC (8) Cl.** **02-04**

(52) **U.S. Cl.** **D2/954; 952/953; 952/955**

(58) **Field of Classification Search** D2/902, D2/947, 951-955, 957-960; 36/3 B, 22 R, 36/24.5, 25 R, 28, 32 R, 34 R, 67 A, 59 C
See application file for complete search history.

(56) **References Cited**

U.S. PATENT DOCUMENTS

D327,569 S *	7/1992	Hoshimi	D2/954
D396,139 S *	7/1998	Dietrich	D2/962
D447,852 S *	9/2001	Schroeder et al.	D2/954
D498,351 S	11/2004	Morgan	
D530,491 S	10/2006	Sonnergren	
D530,893 S	10/2006	Sonnergren	
D549,935 S *	9/2007	Schoenborn et al.	D2/955
D550,439 S *	9/2007	Belley et al.	D2/955
D552,835 S *	10/2007	Belley et al.	D2/955
D560,886 S *	2/2008	McClaskie	D2/954
D560,887 S *	2/2008	Belley	D2/954
2002/0178618 A1 *	12/2002	Pitts et al.	36/127

OTHER PUBLICATIONS

CAT Winter 2007 Catalog, p. 3.
Hyttest 2007 Catalog, p. 73.

CAT 1997 Catalog, p. 37.
Merrell Spring 2000 Catalog, p. 41.
Hyttest 1998 Catalog, p. 69.
Hyttest 1997 Catalog, p. 65.
Merrell Sandals Spring/Summer 1996 Catalog, p. 3.
Merrell Fall 2007 Catalog, p. 87.

* cited by examiner

Primary Examiner—Celia A. Murphy

(74) *Attorney, Agent, or Firm*—Warner Norcross & Judd LLP

(57) **CLAIM**

The ornamental design for footwear sole, as shown and described.

DESCRIPTION

FIG. 1 is a perspective view of the footwear sole embodying the new design;

FIG. 2 is a bottom view thereof,

FIG. 3 is a right side view thereof;

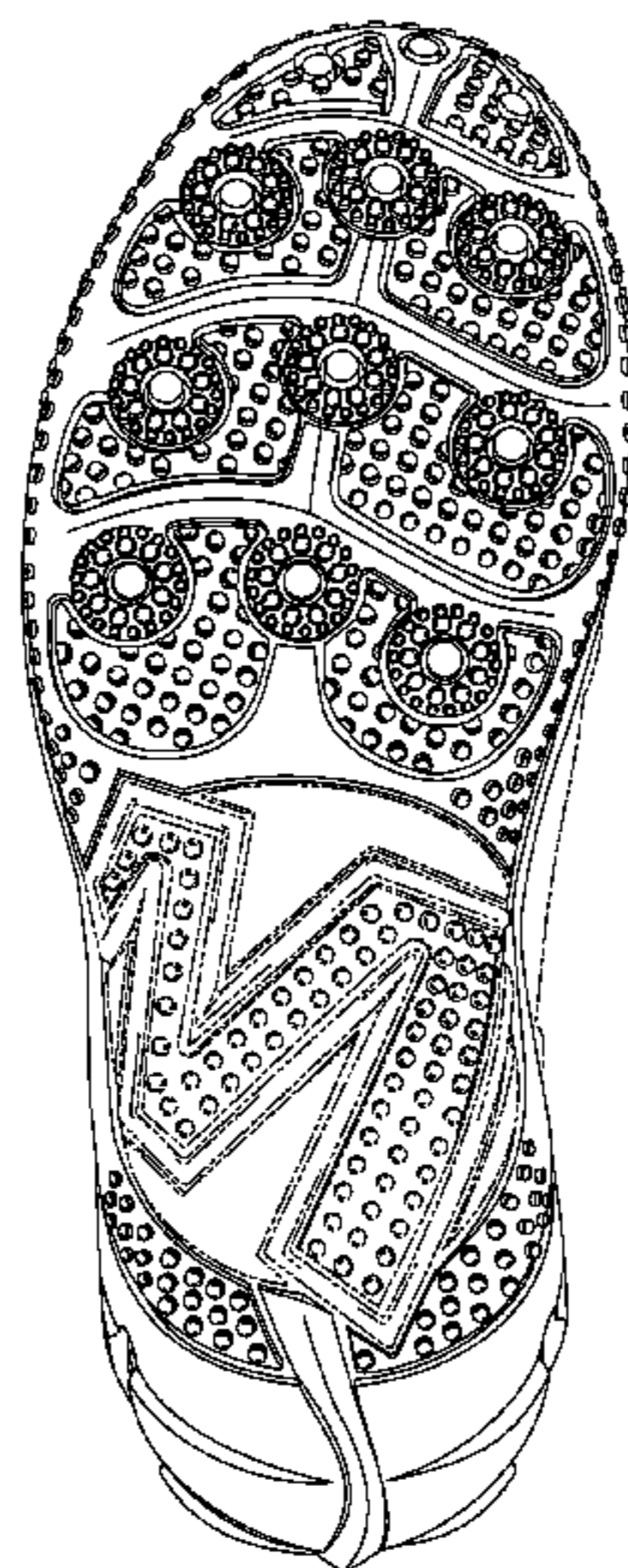
FIG. 4 is a left side view thereof;

FIG. 5 is a front view thereof; and,

FIG. 6 is a rear view thereof.

FIGS. 1-6 show features of an article of footwear in phantom lines. These features are shown for environmental purposes and do not form any part of the claimed design. Further, the phantom lines immediately adjacent the solid-line portions of the design form the boundary of the design, with the phantom lines forming no part of the claimed design.

1 Claim, 4 Drawing Sheets



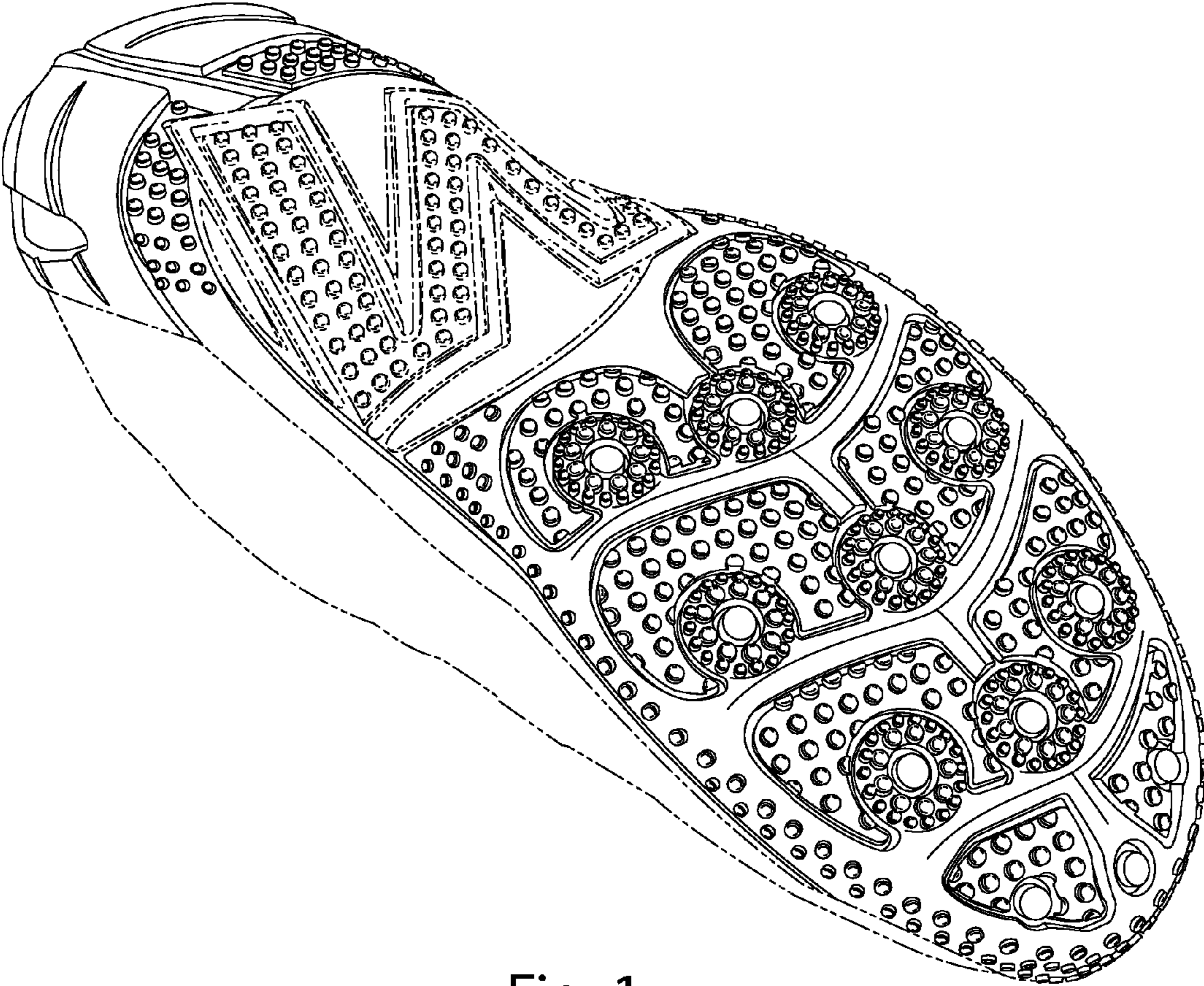


Fig. 1

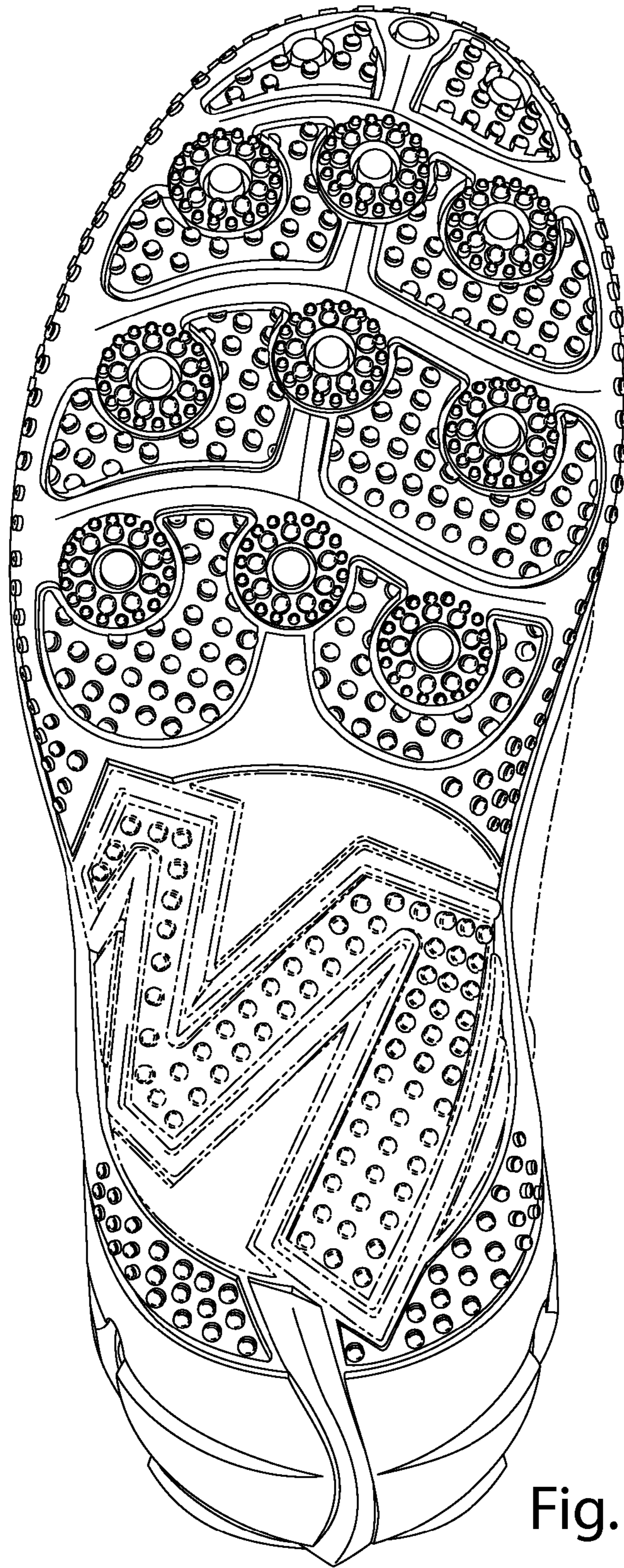


Fig. 2

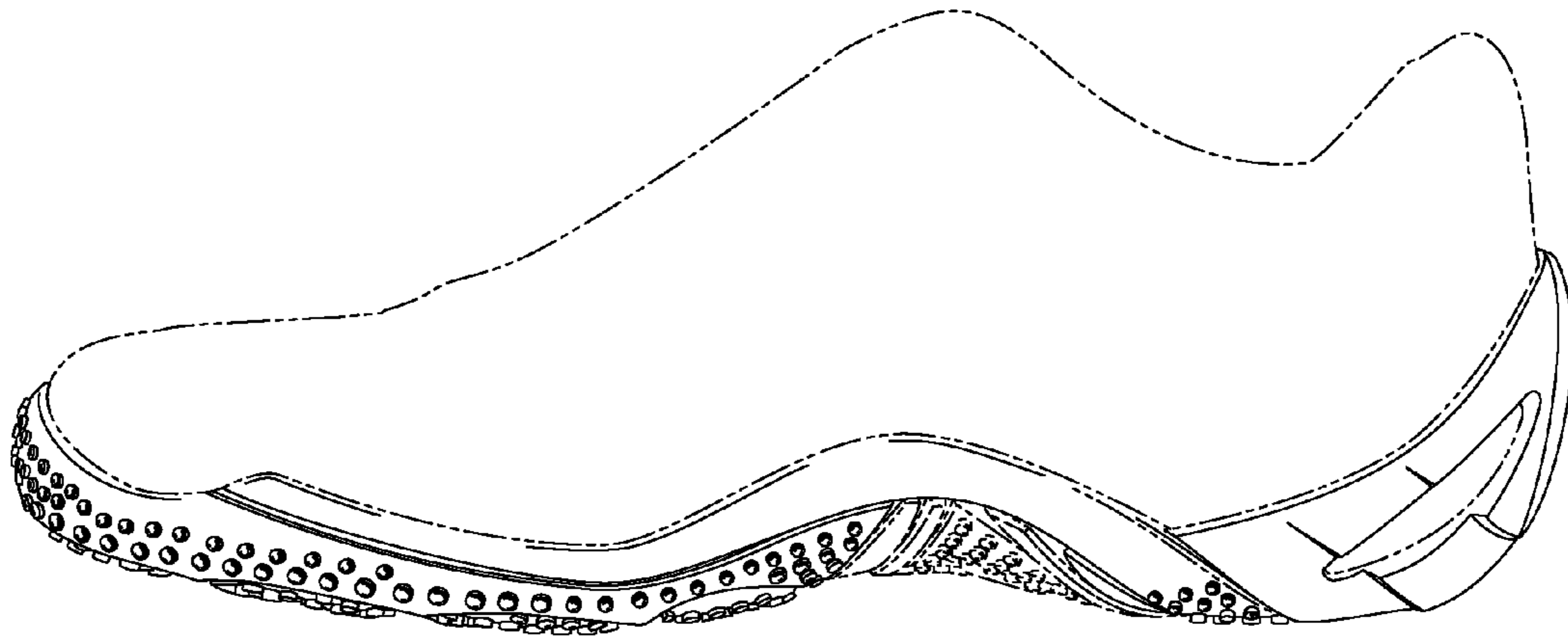


Fig. 3

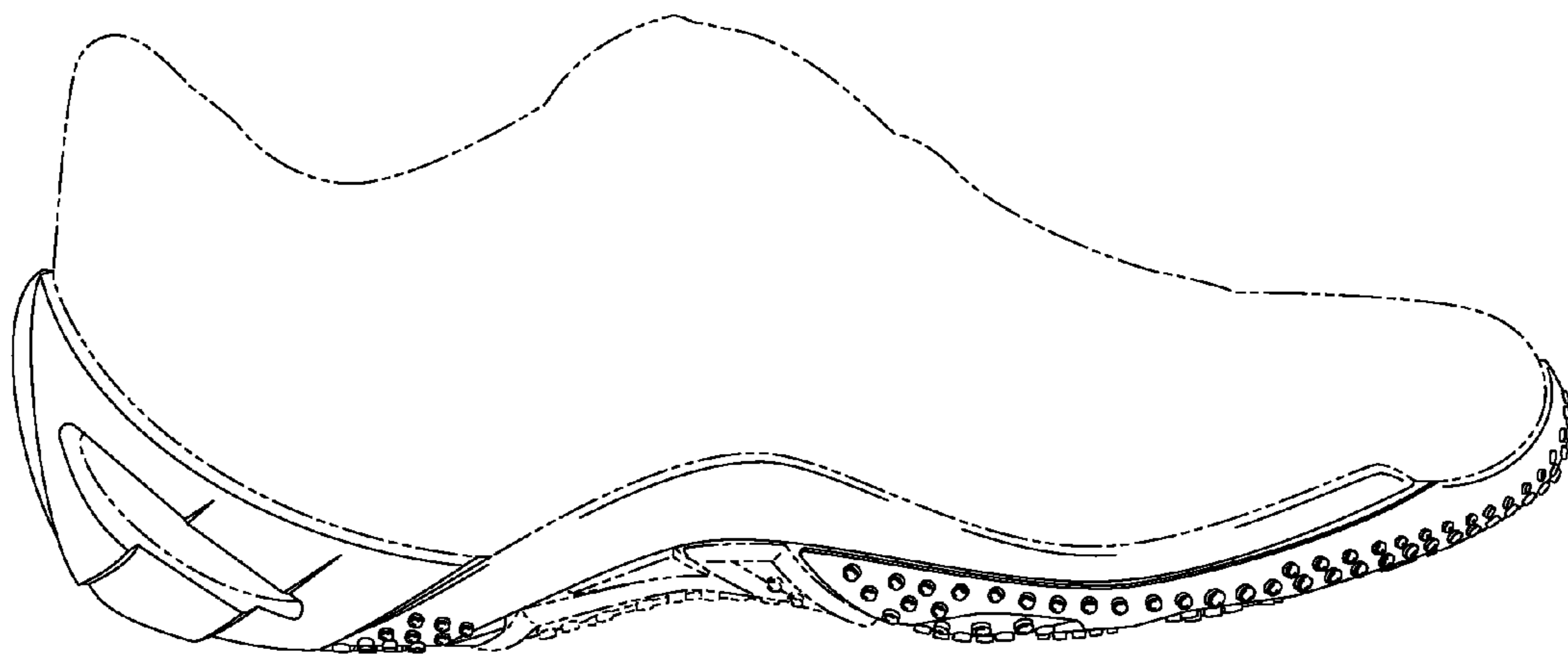


Fig. 4

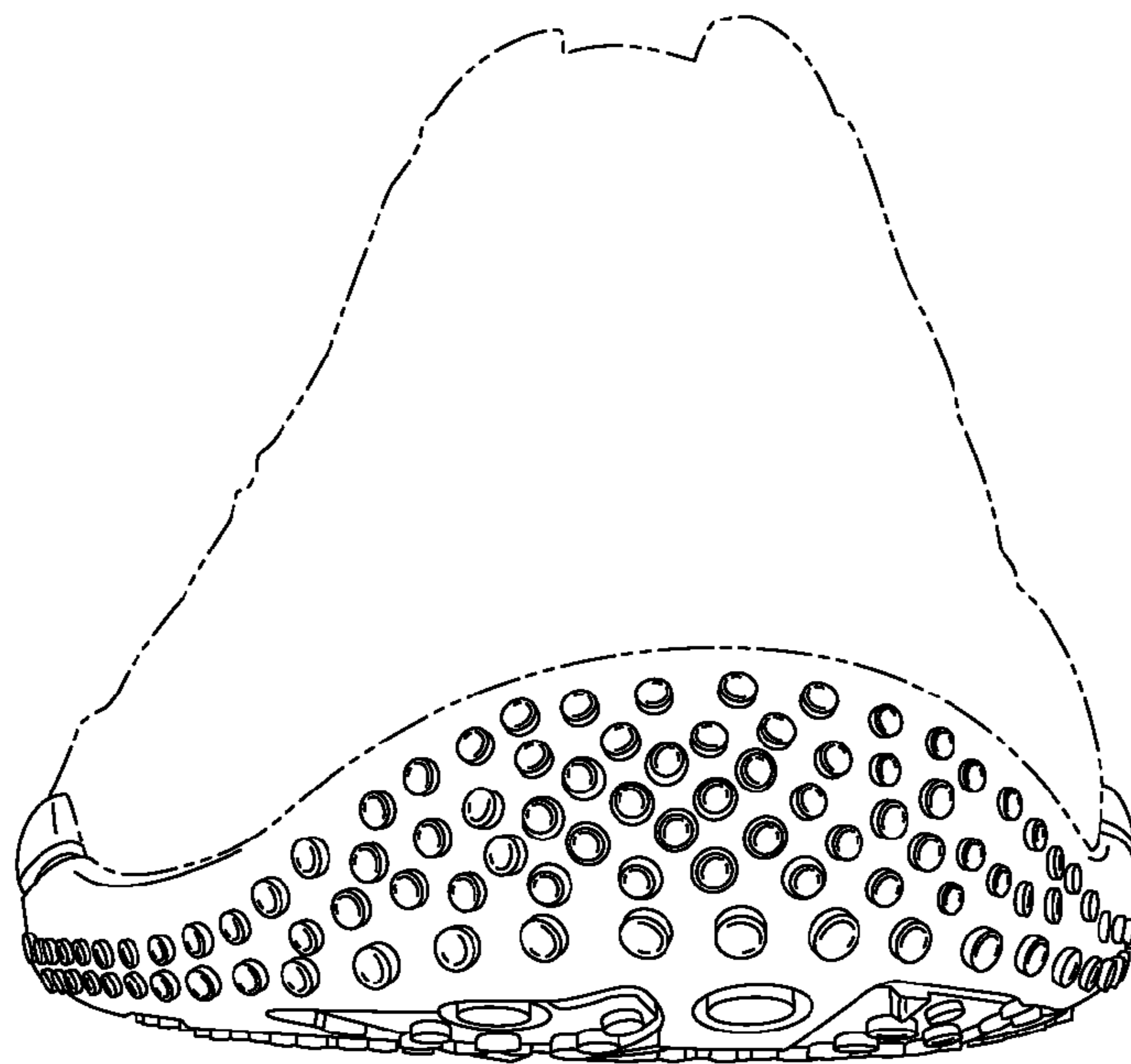


Fig. 5

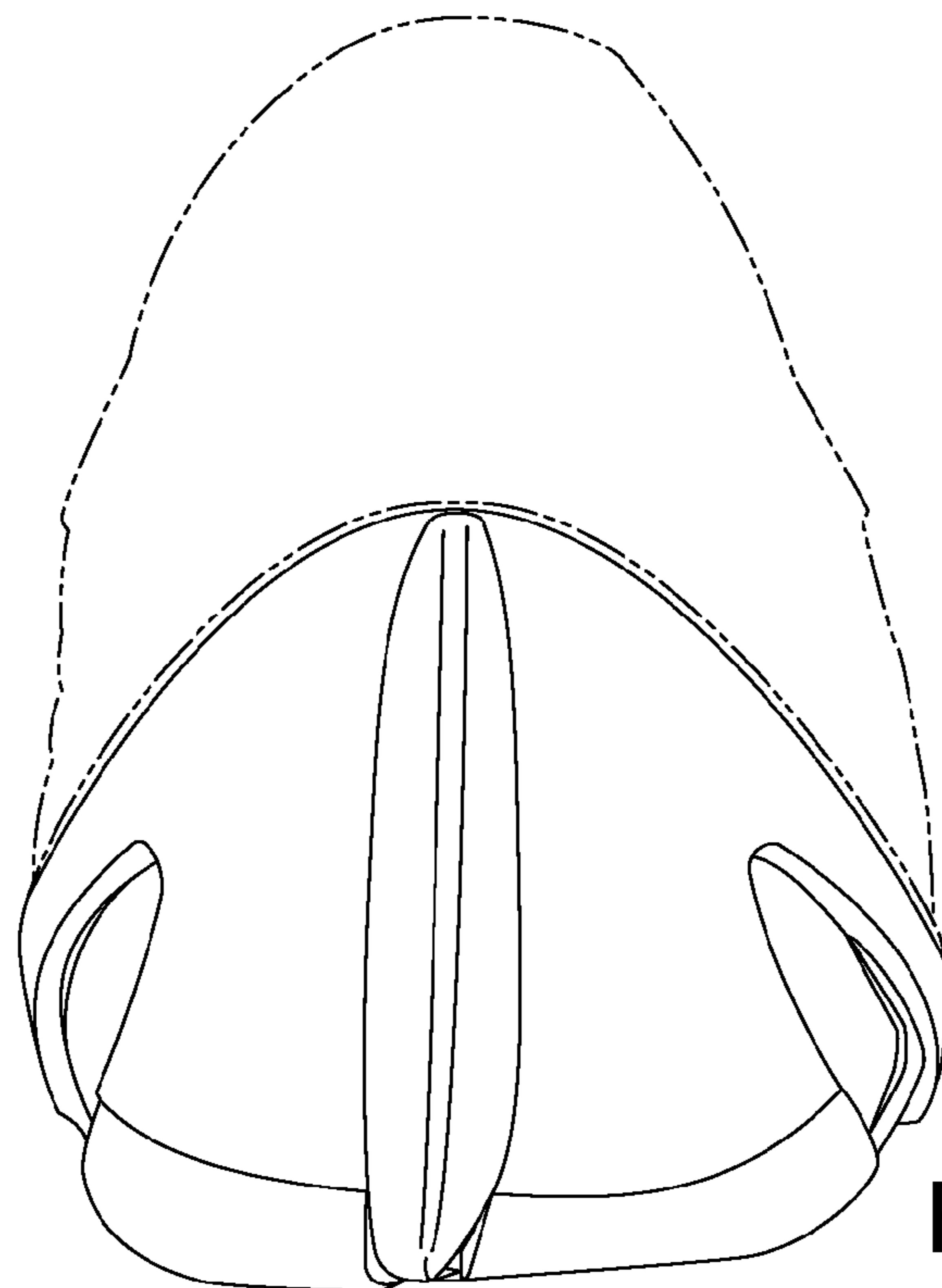


Fig. 6