

US00D569083S

(12) **United States Design Patent**
McClaskie

(10) **Patent No.:** **US D569,083 S**

(45) **Date of Patent:** **** May 20, 2008**

- (54) **OUTSOLE FOR A SHOE**
- (75) Inventor: **Thomas E. McClaskie**, Bethlehem, PA
(US)
- (73) Assignee: **Columbia Insurance Company**,
Omaha, NE (US)
- (**) Term: **14 Years**
- (21) Appl. No.: **29/282,142**
- (22) Filed: **Jul. 12, 2007**
- (51) **LOC (8) Cl.** **02-04**
- (52) **U.S. Cl.** **D2/952; D2/953; D2/954**
- (58) **Field of Classification Search** D2/902,
D2/947-948, 951-954, 958-960; 36/3 B,
36/22 R, 24.5, 25 R, 34 R, 59 R, 67 A, 67 R,
36/59 C
See application file for complete search history.

5,048,203 A	9/1991	Kling	36/32
5,185,944 A	2/1993	Okajima	36/45
D335,953 S	6/1993	Tyng	D2/320
D345,453 S	3/1994	Carpenter	D2/955
5,499,459 A	3/1996	Tomaro	36/10
5,526,584 A	6/1996	Bleimhofer et al.	36/10
D381,494 S	7/1997	Anderson	D2/959
D384,798 S	10/1997	Gray	D2/964
5,738,937 A	4/1998	Baychar	428/316.6
D397,236 S *	8/1998	Wilmot	D2/954
D402,449 S	12/1998	Robinson et al.	D2/951
D430,968 S	9/2000	Carroll	D2/962
6,161,315 A	12/2000	Dalton	36/134
D468,083 S	1/2003	Morais	D2/960
D468,893 S *	1/2003	Lupo	D2/952
D483,555 S	12/2003	Robinson, Jr. et al.	D2/954

(Continued)

Primary Examiner—Celia A. Murphy
(74) *Attorney, Agent, or Firm*—St. Onge Steward Johnston
& Reens LLC

(56) **References Cited**

U.S. PATENT DOCUMENTS

1,974,543 A	9/1934	Reymond	12/142
2,046,217 A	6/1936	Strauss	36/72
2,079,237 A	5/1937	Allard	36/2
2,160,768 A	5/1939	Wasser	36/72
2,344,069 A	3/1944	Wasser	36/72
D168,540 S *	1/1953	Friedman	D5/66
3,091,871 A	6/1963	Tronche	36/72
3,175,310 A	3/1965	MacQuaid	36/72
3,175,311 A	3/1965	MacQuaid	36/72
3,191,321 A	6/1965	Brutting	36/2.5
3,213,551 A	10/1965	Krauss	36/2.5
3,407,518 A	10/1968	MacQuaid et al.	36/72
3,525,165 A	8/1970	Randall, Jr.	36/2.5
3,561,142 A	2/1971	Streit, Sr. et al.	36/72
D240,962 S *	8/1976	Matsumoto	D5/16
D256,518 S	8/1980	Moesle	D2/320
4,231,170 A	11/1980	Griswold	36/72
4,366,629 A	1/1983	Scherz	36/4
4,562,652 A	1/1986	Hensler	36/102
4,908,963 A	3/1990	Krajcir et al.	36/77
4,995,174 A	2/1991	Hong et al.	36/72

(57) **CLAIM**

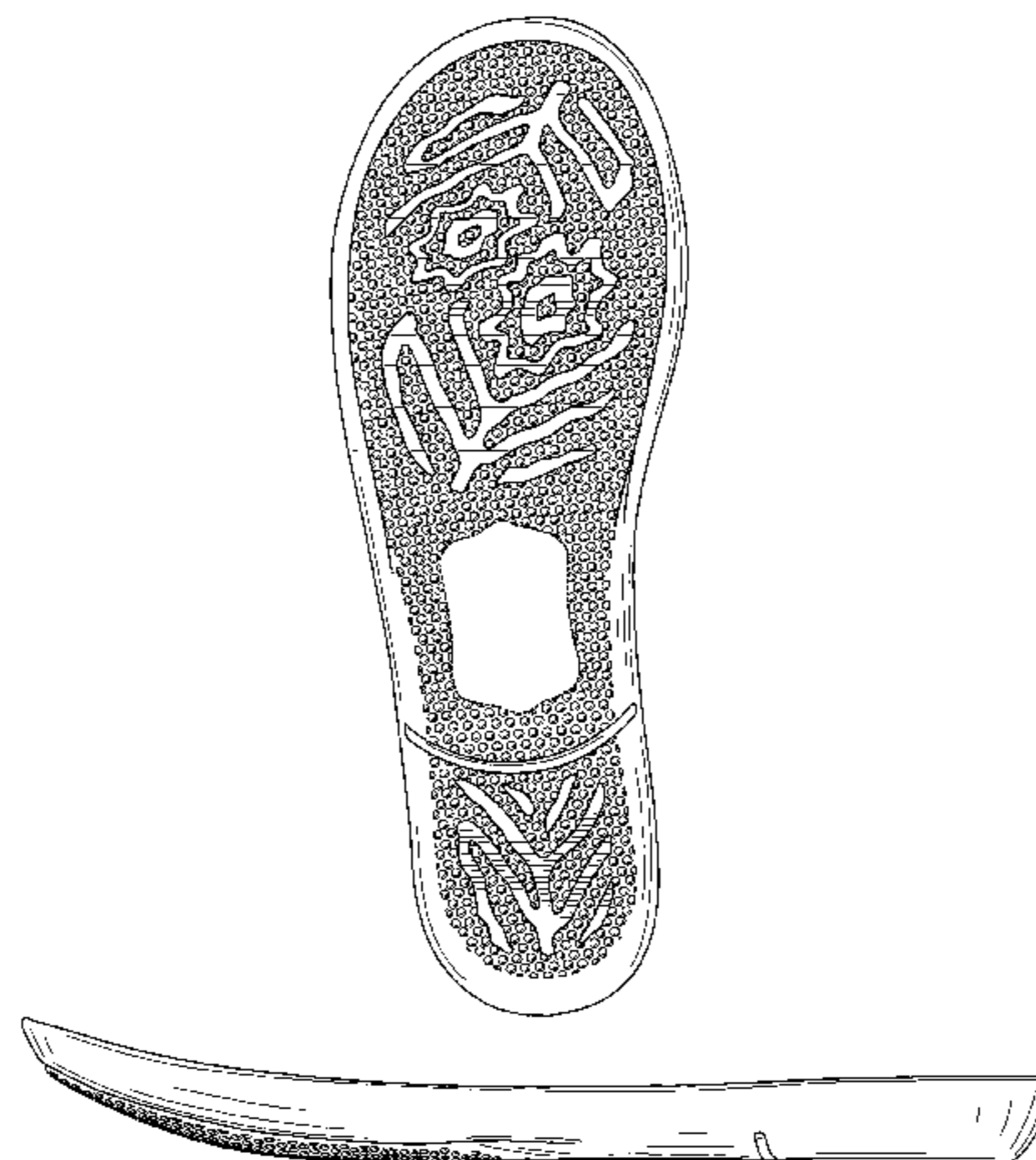
The ornamental design for an outsole for a shoe, as shown and described.

DESCRIPTION

FIG. 1 is a bottom perspective view of an outsole for a shoe showing my new design;
FIG. 2 is a bottom view thereof;
FIG. 3 is a right side view thereof;
FIG. 4 is a left side view thereof;
FIG. 5 is a front view thereof;
FIG. 6 is a rear view thereof; and,
FIG. 7 is an enlarged perspective view of the area labeled "7" in FIG. 1.

The broken lines shown in the arch area of FIGS. 1-2 represent boundaries of the design with the lines themselves and the areas within them forming no part of the claim.

1 Claim, 5 Drawing Sheets



US D569,083 S

Page 2

U.S. PATENT DOCUMENTS

D488,303 S	*	4/2004	Dwiggins et al.	D5/39	D542,015 S	*	5/2007	McClaskie	D2/952
D495,856 S	*	9/2004	McClaskie	D2/952	D548,437 S	*	8/2007	McClaskie	D2/956
D497,468 S	*	10/2004	McClaskie	D2/952	D549,934 S	*	9/2007	Horne et al.	D2/951
D501,707 S		2/2005	Nakano	D2/959	D553,332 S	*	10/2007	McClaskie	D2/952
D531,393 S	*	11/2006	McClaskie	D2/952	D553,832 S	*	10/2007	McClaskie	D2/952
D531,787 S	*	11/2006	McClaskie	D2/952	D555,890 S	*	11/2007	McClaskie	D2/962
D540,515 S	*	4/2007	McClaskie	D2/952	D557,883 S	*	12/2007	McClaskie	D2/952
D540,517 S	*	4/2007	McClaskie	D2/954	D558,963 S	*	1/2008	McClaskie	D2/952

* cited by examiner

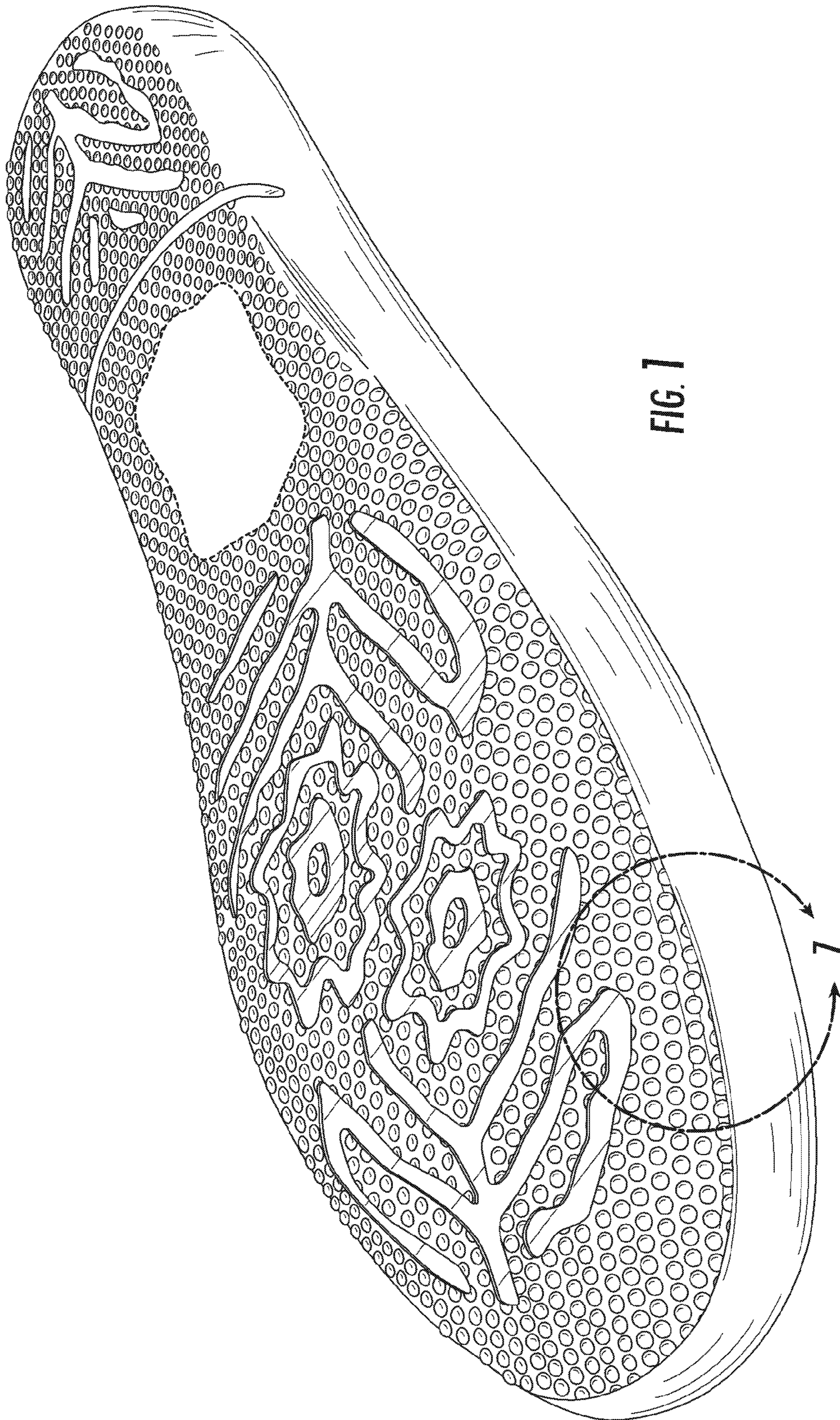


FIG. 1

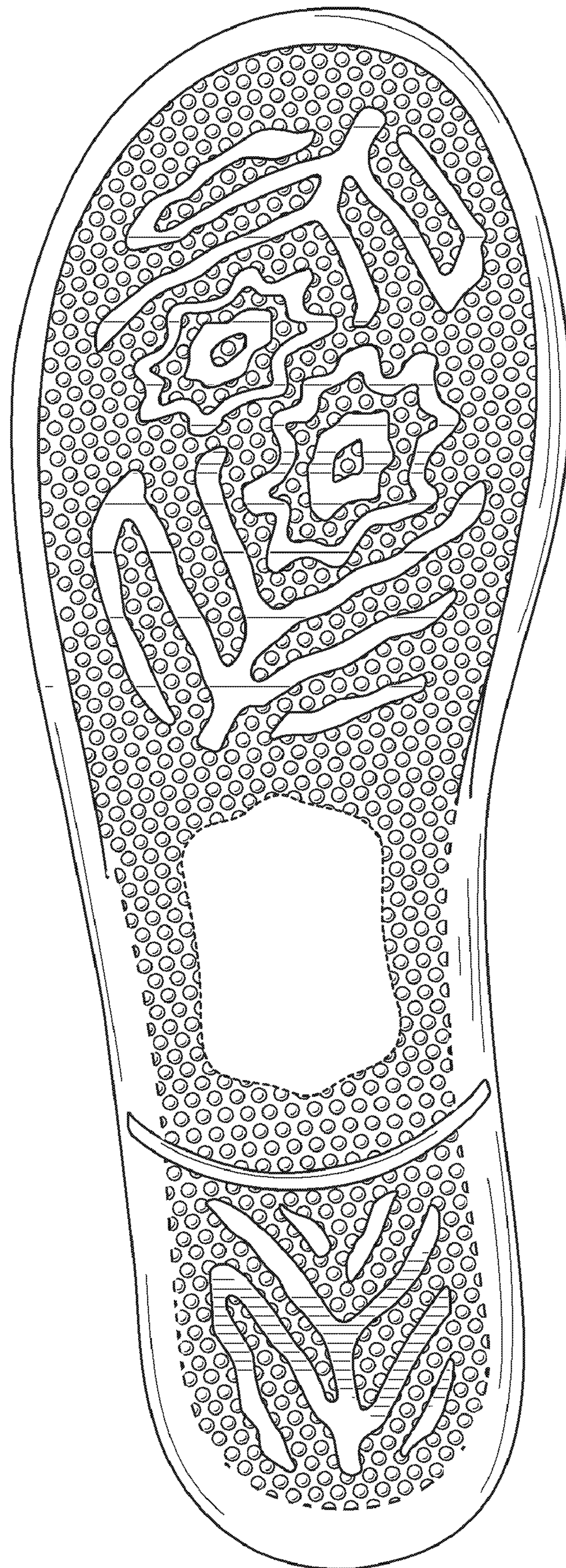


FIG. 2

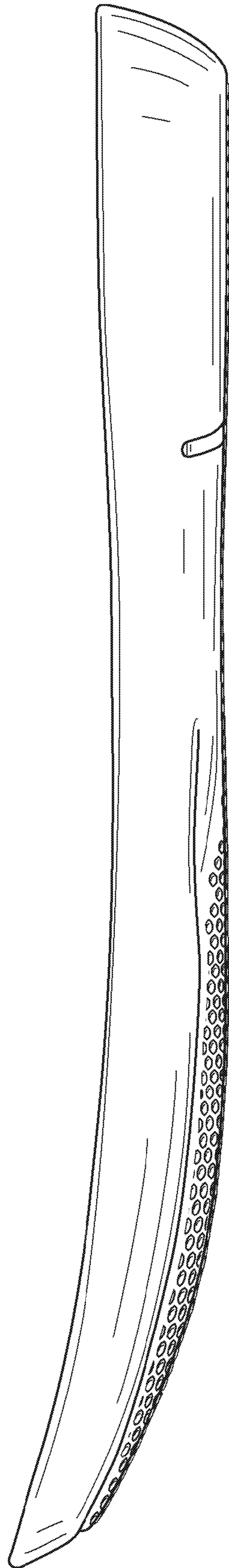


FIG. 3

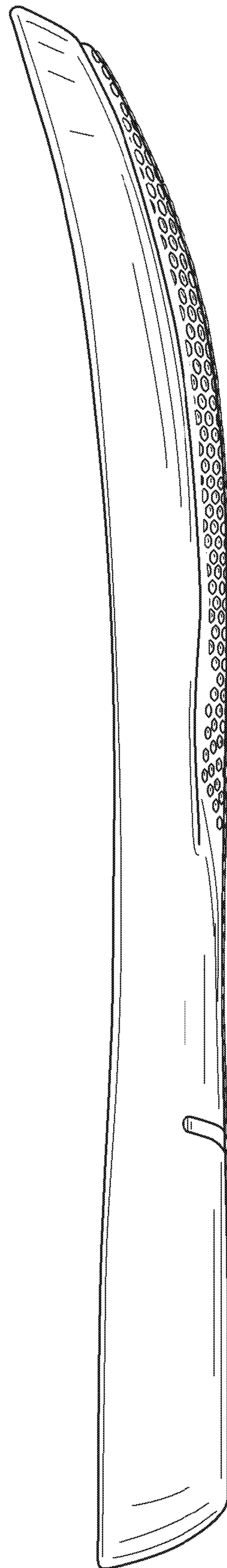


FIG. 4

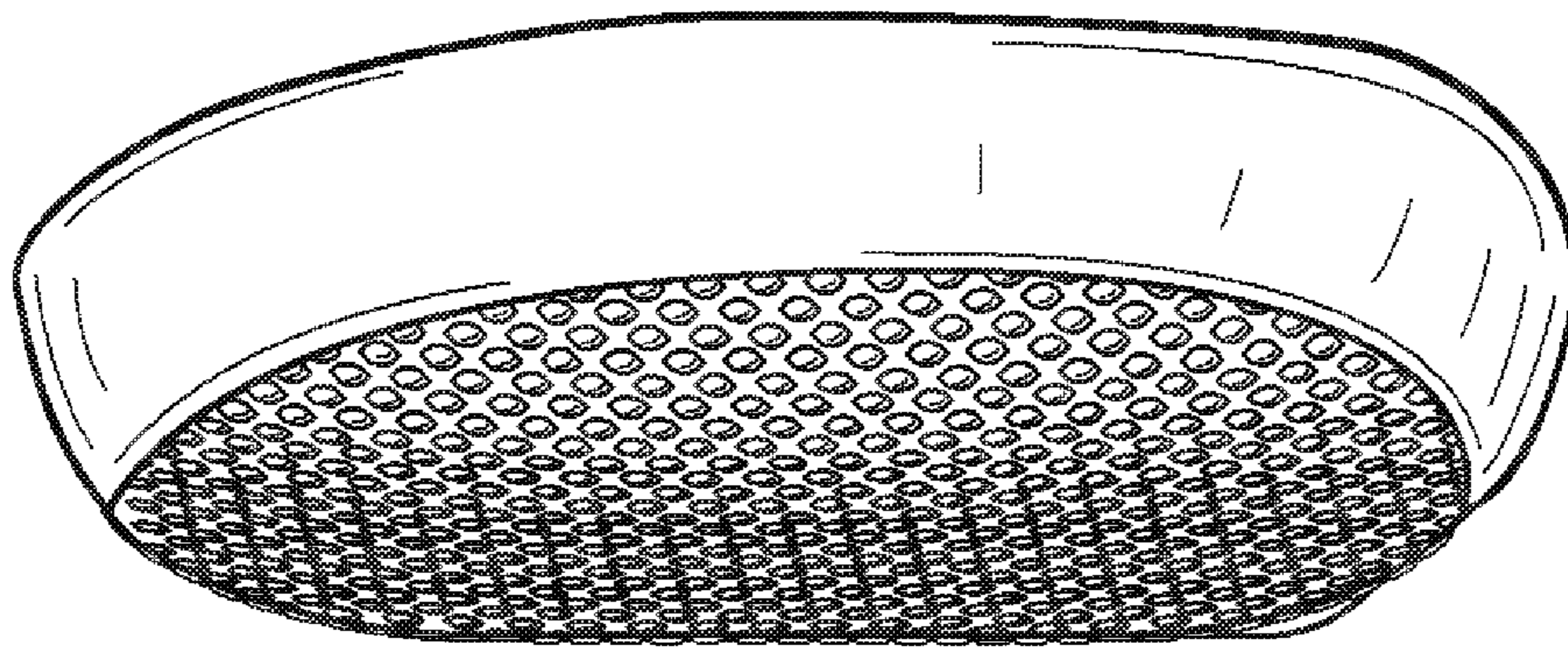


FIG. 5

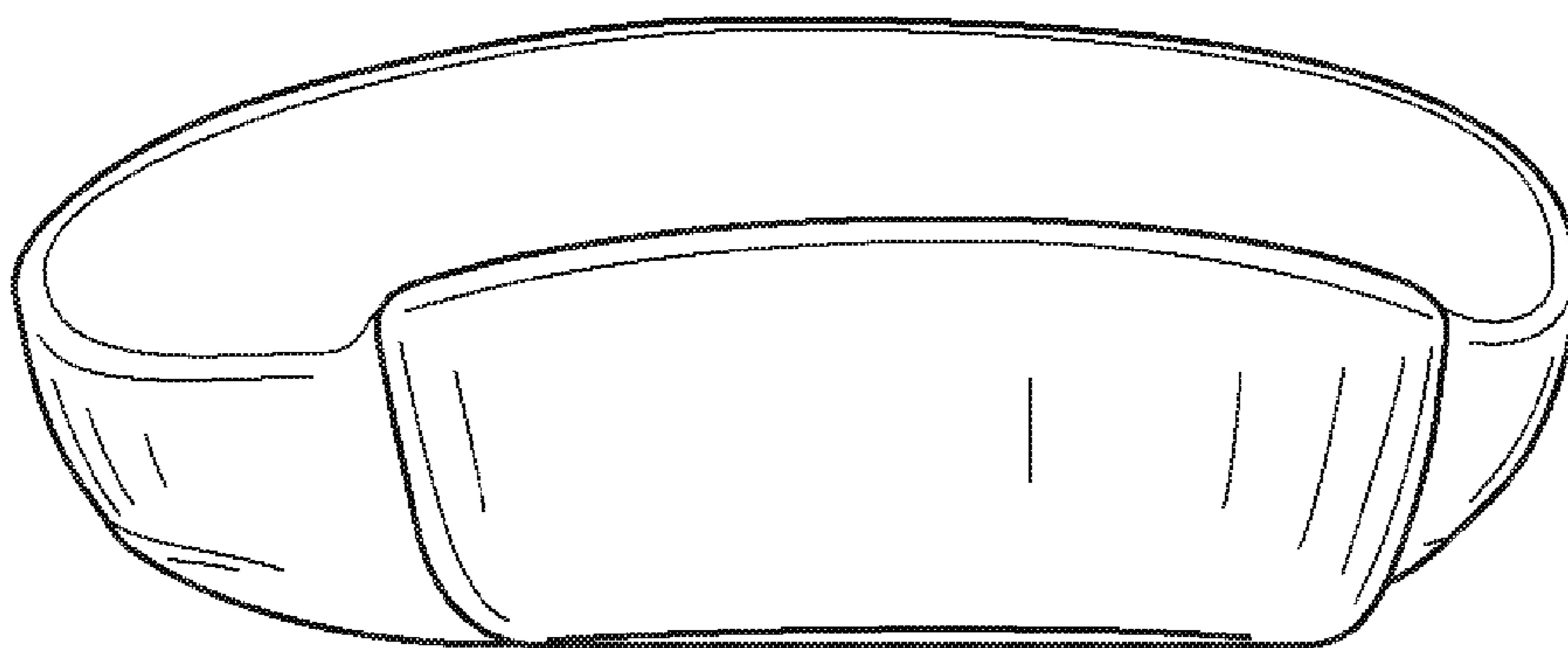


FIG. 6




FIG. 7