

US00D569067S

(12) **United States Design Patent**  
**Wencel, Jr. et al.**

(10) **Patent No.:** **US D569,067 S**  
(45) **Date of Patent:** **\*\* May 13, 2008**

(54) **BUCKET WITH WAVE RIM MOTIF**

(76) Inventors: **Michael J. Wencel, Jr.**, 1331 W. Roscoe, Chicago, IL (US) 60657; **Jason J. Wencel**, 1718 N. Sedgwick, Chicago, IL (US) 60614

(\*\*) Term: **14 Years**

(21) Appl. No.: **29/278,677**

(22) Filed: **Apr. 5, 2007**

(51) **LOC (8) Cl.** ..... **07-07**

(52) **U.S. Cl.** ..... **D32/53**

(58) **Field of Classification Search** ..... D32/53,  
D32/53.1, 54; 220/697-702; 206/372-373;  
15/264, 260, 262; D7/601; D9/424  
See application file for complete search history.

(56) **References Cited**

U.S. PATENT DOCUMENTS

|              |         |          |       |        |
|--------------|---------|----------|-------|--------|
| D136,896 S * | 12/1943 | Woodward | ..... | D32/53 |
| D188,396 S * | 7/1960  | Bliss    | ..... | D7/354 |
| D189,700 S * | 1/1961  | Bliss    | ..... | D32/53 |
| D209,932 S * | 1/1968  | Greltzer | ..... | D32/53 |
| D291,612 S * | 8/1987  | Inui     | ..... | D32/53 |
| D350,047 S * | 8/1994  | Kiyokane | ..... | D7/601 |

|              |         |               |       |        |
|--------------|---------|---------------|-------|--------|
| D350,632 S * | 9/1994  | Cummins       | ..... | D32/53 |
| D368,347 S * | 3/1996  | Kruger        | ..... | D32/53 |
| D417,326 S * | 11/1999 | Greene        | ..... | D32/53 |
| D515,263 S * | 2/2006  | Libman et al. | ..... | D32/53 |
| D524,114 S * | 7/2006  | Dodge et al.  | ..... | D7/601 |

\* cited by examiner

*Primary Examiner*—Pamela J. Burgess  
(74) *Attorney, Agent, or Firm*—Levenfeld Pearlstein, LLC

(57) **CLAIM**

The ornamental design for a bucket with wave rim motif, as shown and described.

**DESCRIPTION**

FIG. 1 is a front view of a bucket with wave rim motif, the rear view being identical thereto;

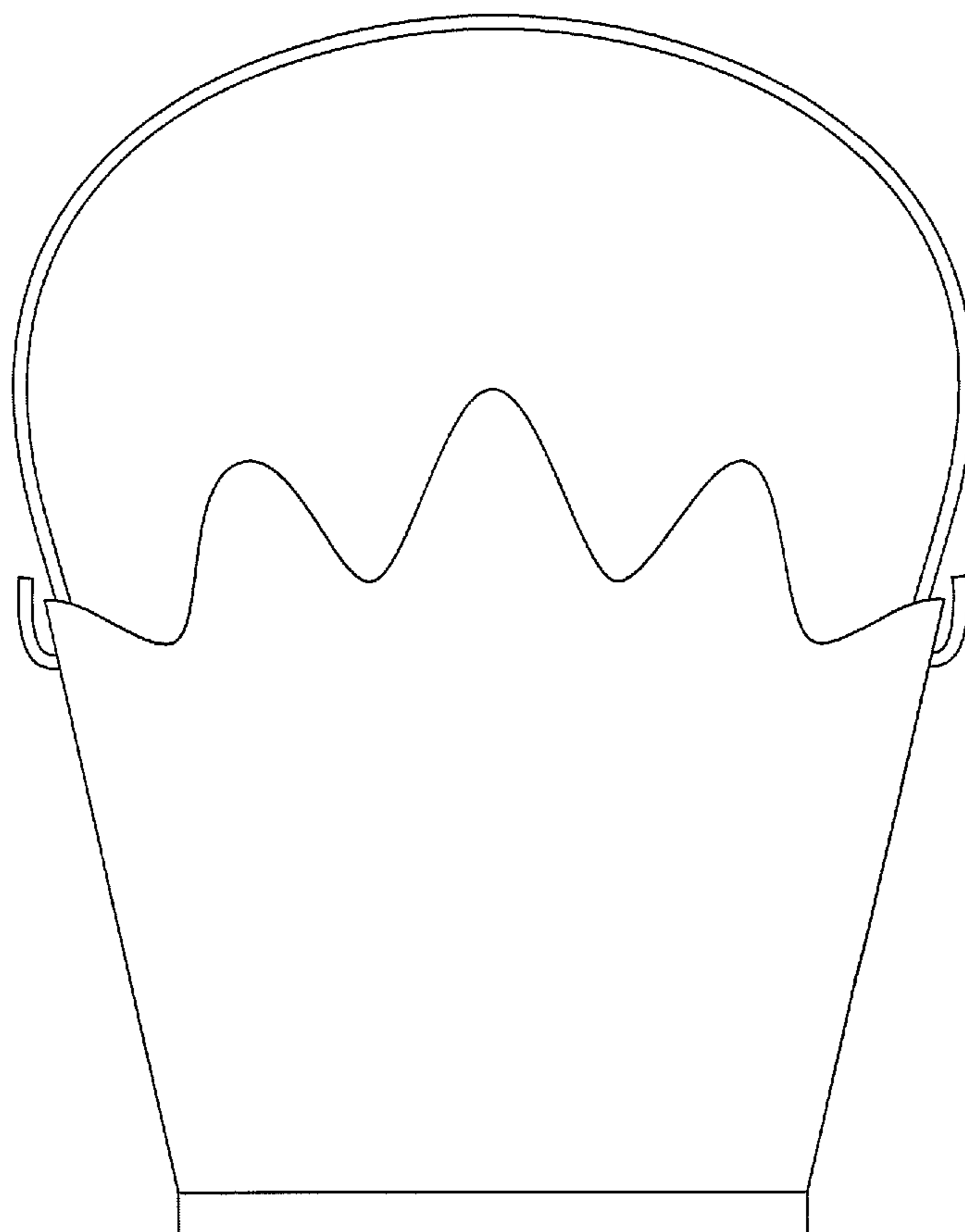
FIG. 2 is a right side view thereof, the opposite side view being identical thereto;

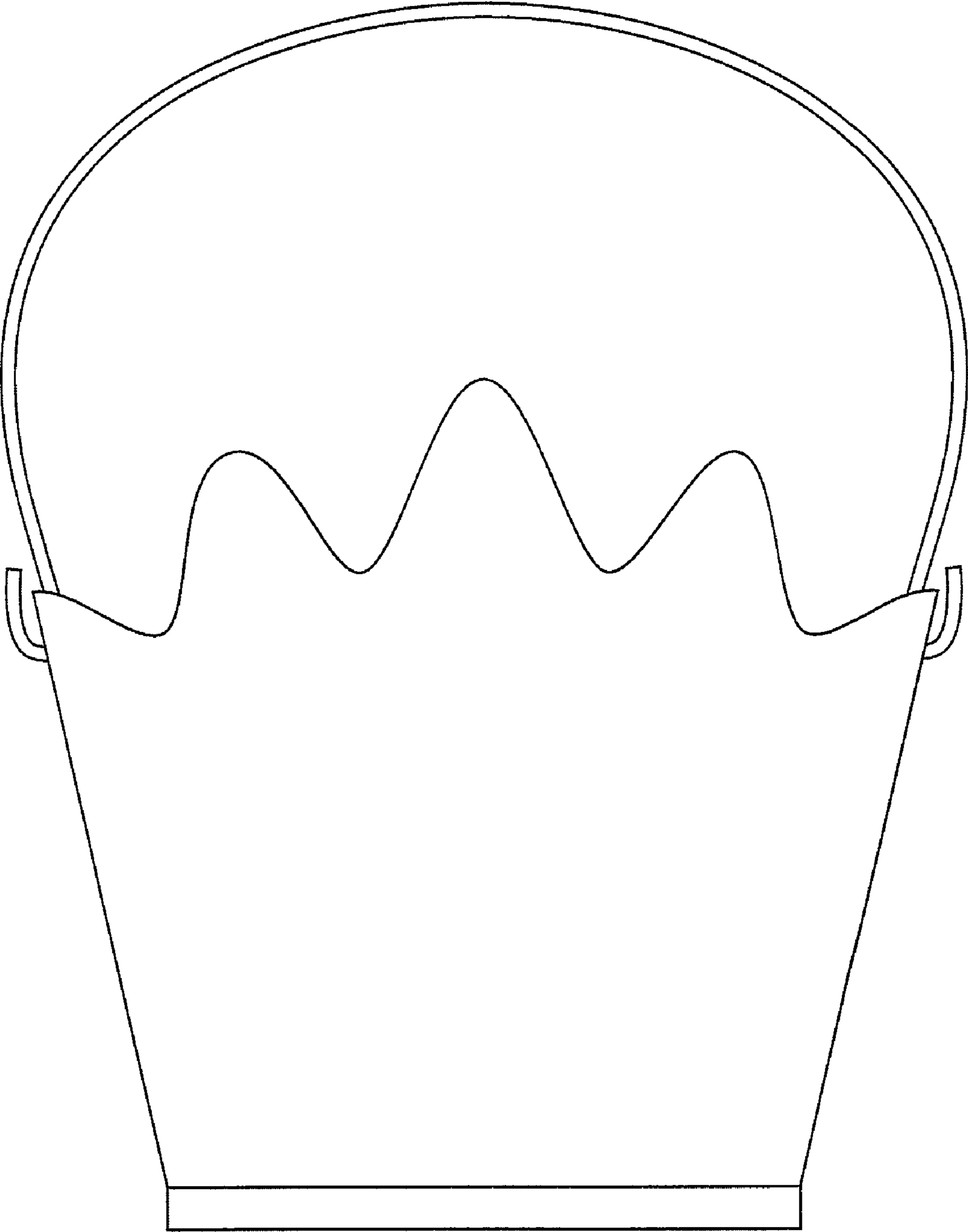
FIG. 3 is top view thereof; and,

FIG. 4 is a bottom view thereof.

The bucket being shown with sleeves internal thereto in phantom lines that form no part of the claimed design.

**1 Claim, 4 Drawing Sheets**





**FIG. 1**

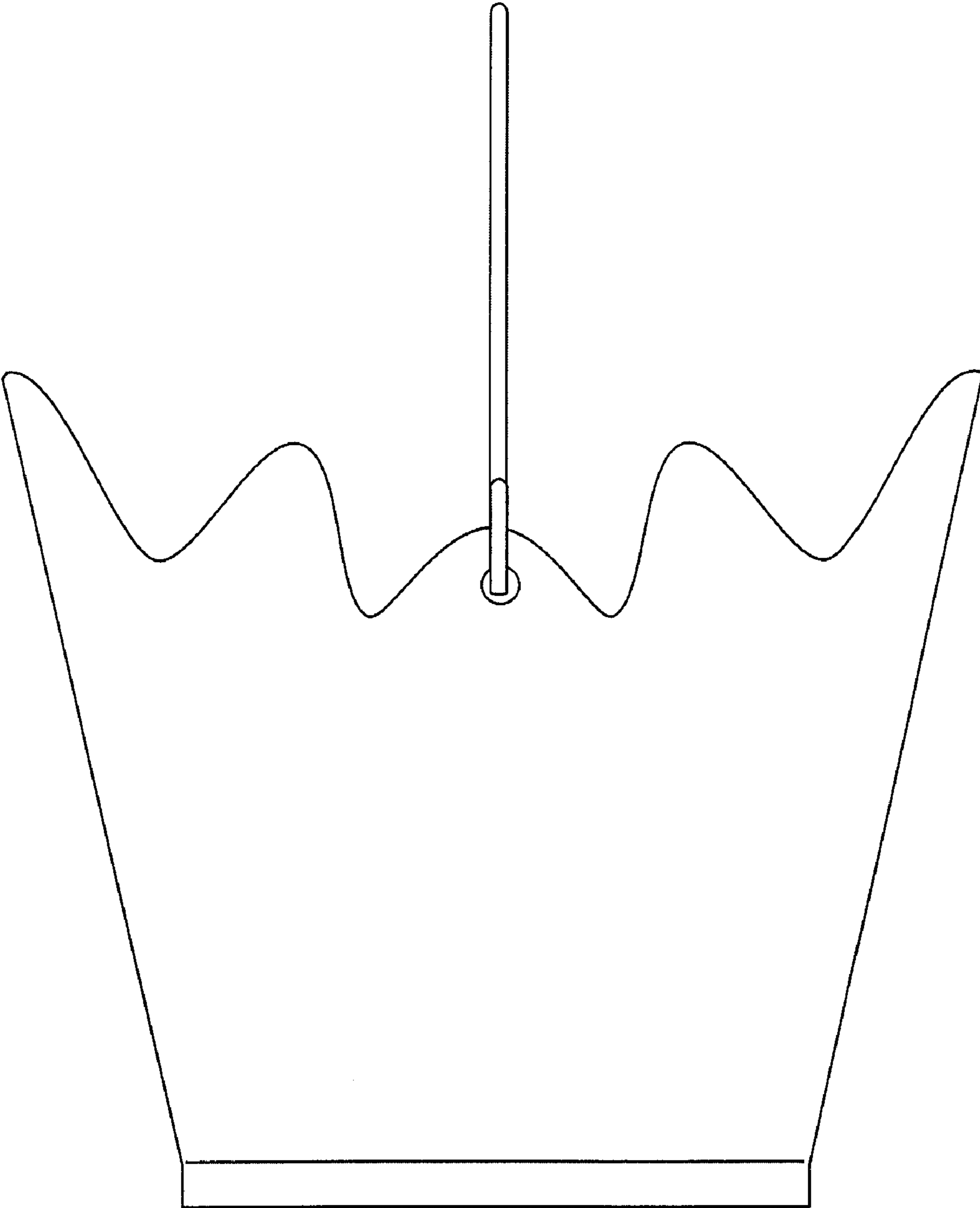
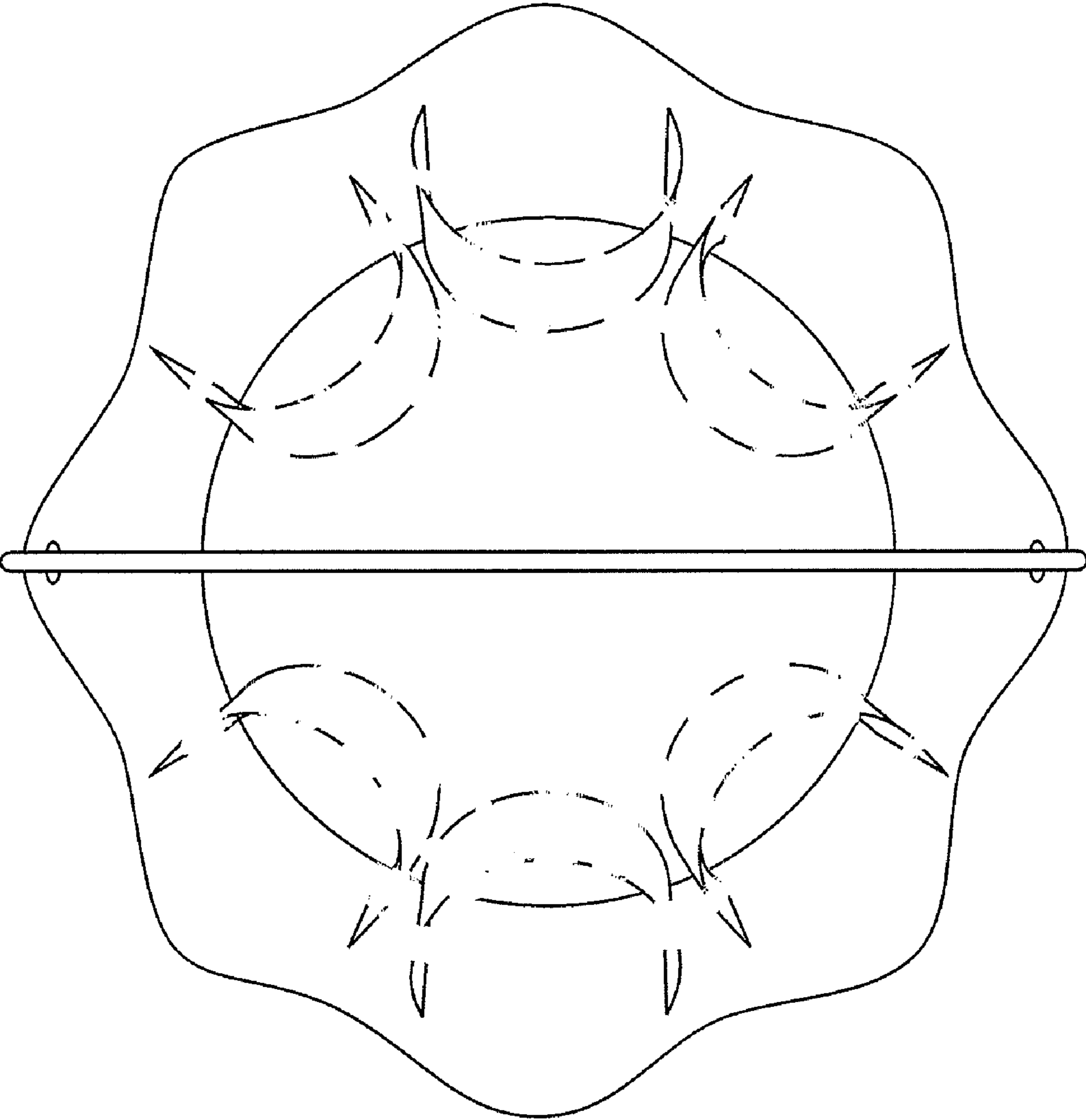
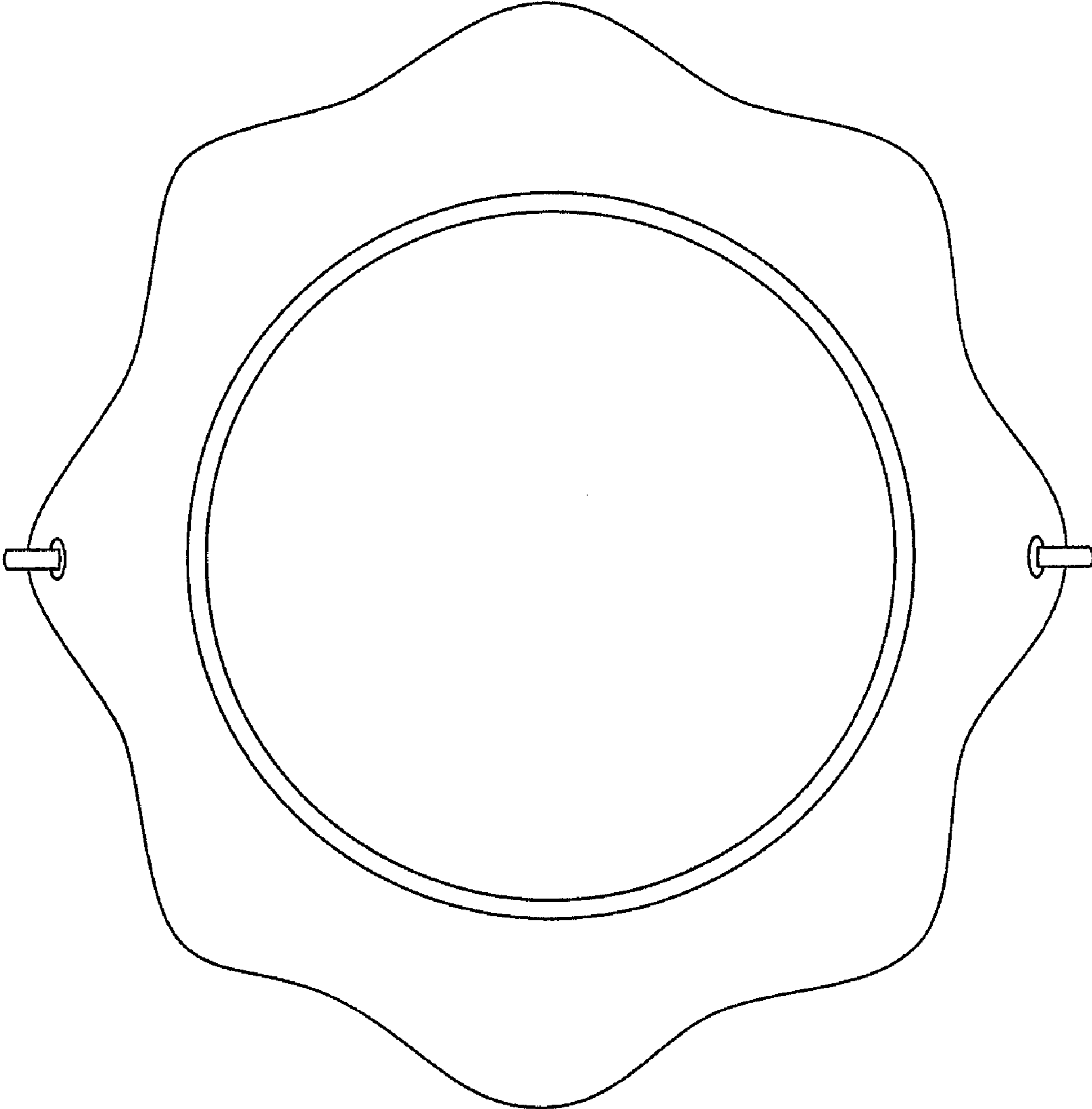


FIG. 2



**FIG. 3**



**FIG. 4**