



US00D569053S

(12) **United States Design Patent**  
**Lee**

(10) **Patent No.:** **US D569,053 S**

(45) **Date of Patent:** **\*\* May 13, 2008**

(54) **CAT WASHROOM**

(75) Inventor: **Melody Lee**, Markham (CA)

(73) Assignee: **Merry Products Corporation**,  
Markham, Ontario (CA)

(\*\*) Term: **14 Years**

(21) Appl. No.: **29/276,078**

(22) Filed: **Jan. 15, 2007**

(51) **LOC (8) Cl.** ..... **30-99**

(52) **U.S. Cl.** ..... **D30/161**

(58) **Field of Classification Search** ..... D30/108-109,  
D30/112-118, 161; 119/452-453, 455, 472-474,  
119/482, 496-498, 500-501, 28.5, 161-170;  
D6/491

See application file for complete search history.

(56) **References Cited**

**U.S. PATENT DOCUMENTS**

3,482,546	A *	12/1969	Anderson	.....	119/166
3,872,832	A *	3/1975	Quinn	.....	119/165
D238,498	S *	1/1976	Barr	.....	D30/108
4,327,667	A *	5/1982	Bilak	.....	119/166
4,347,807	A *	9/1982	Reich	.....	119/499
D288,970	S *	3/1987	Runion	.....	D30/118
D290,767	S *	7/1987	Duffek	.....	D30/108
4,683,839	A *	8/1987	Uhrick	.....	119/165
5,050,536	A *	9/1991	Baker	.....	119/499
5,184,575	A *	2/1993	Reinartz	.....	119/163
D422,754	S *	4/2000	Kolozsvari et al.	.....	D30/118
6,182,612	B1 *	2/2001	Ross, Sr.	.....	119/482

6,286,458	B1 *	9/2001	Rawson	.....	119/165
D461,937	S *	8/2002	Small	.....	D30/108
D469,584	S *	1/2003	Shepherd	.....	D30/112
6,758,167	B1 *	7/2004	Edelinski	.....	119/498
D495,902	S *	9/2004	Haberman et al.	.....	D6/480
6,997,137	B1 *	2/2006	Ricke	.....	119/168
D519,685	S *	4/2006	Scarpaci et al.	.....	D30/108
D554,303	S *	10/2007	Linehan	.....	D30/160
D555,293	S *	11/2007	Gourkow	.....	D30/108

\* cited by examiner

*Primary Examiner*—Cathy Anne MacCormac

(74) *Attorney, Agent, or Firm*—Harness, Dickey & Pierce, P.L.C.

(57) **CLAIM**

The ornamental design for a cat washroom, as shown and described.

**DESCRIPTION**

FIG. 1 is a front perspective view of a cat washroom showing my design;


FIG. 2 is a front view thereof;

FIG. 3 is a right side view thereof, the opposite side being a mirror image thereof; and,

FIG. 4 is a top view thereof.

In the drawings, the broken lines defining interior features and hardware are for illustrative purposes only and form no part of the claimed design. No claim is made to features of the rear and bottom sides.

**1 Claim, 2 Drawing Sheets**






FIG. 1

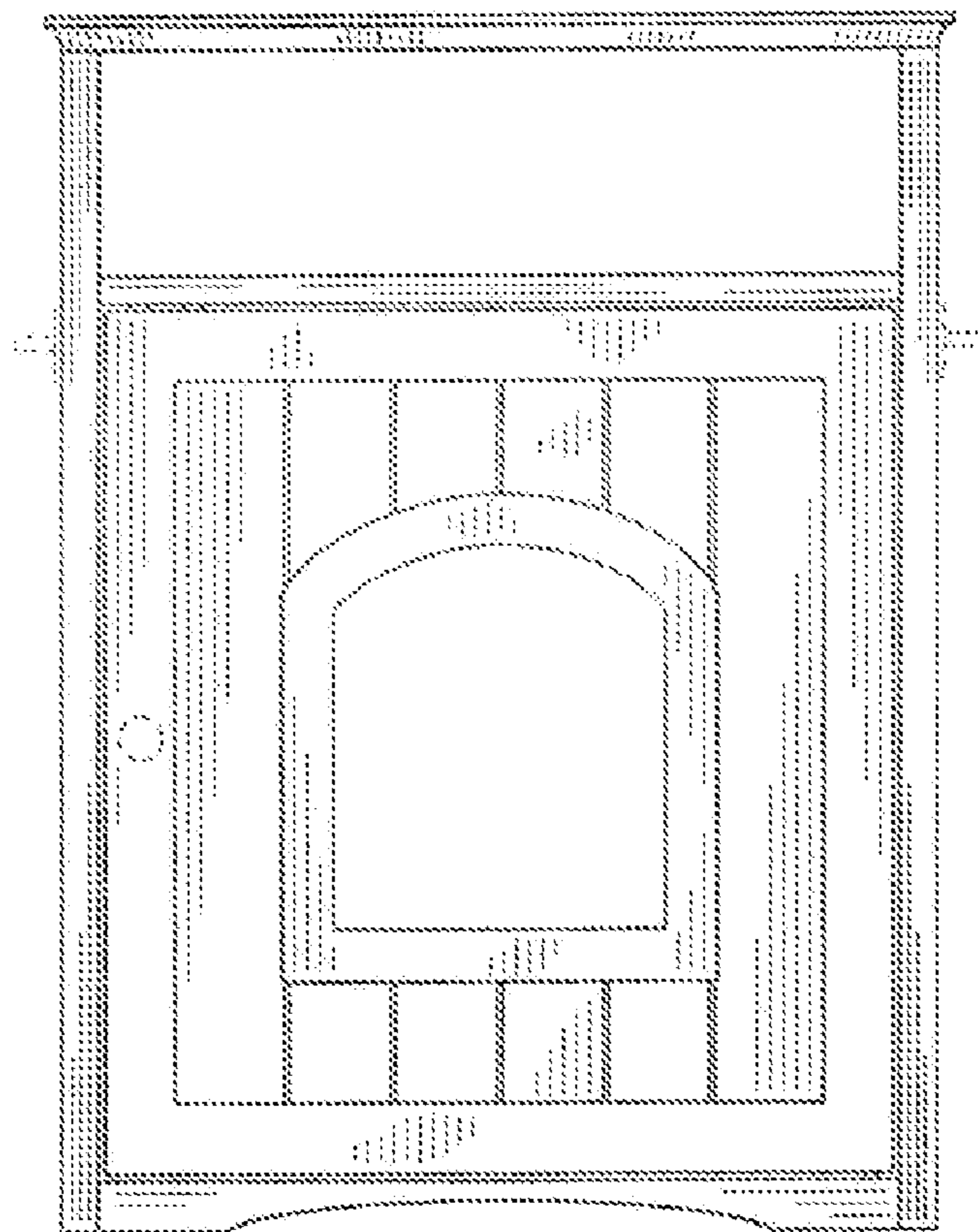


FIG. 2

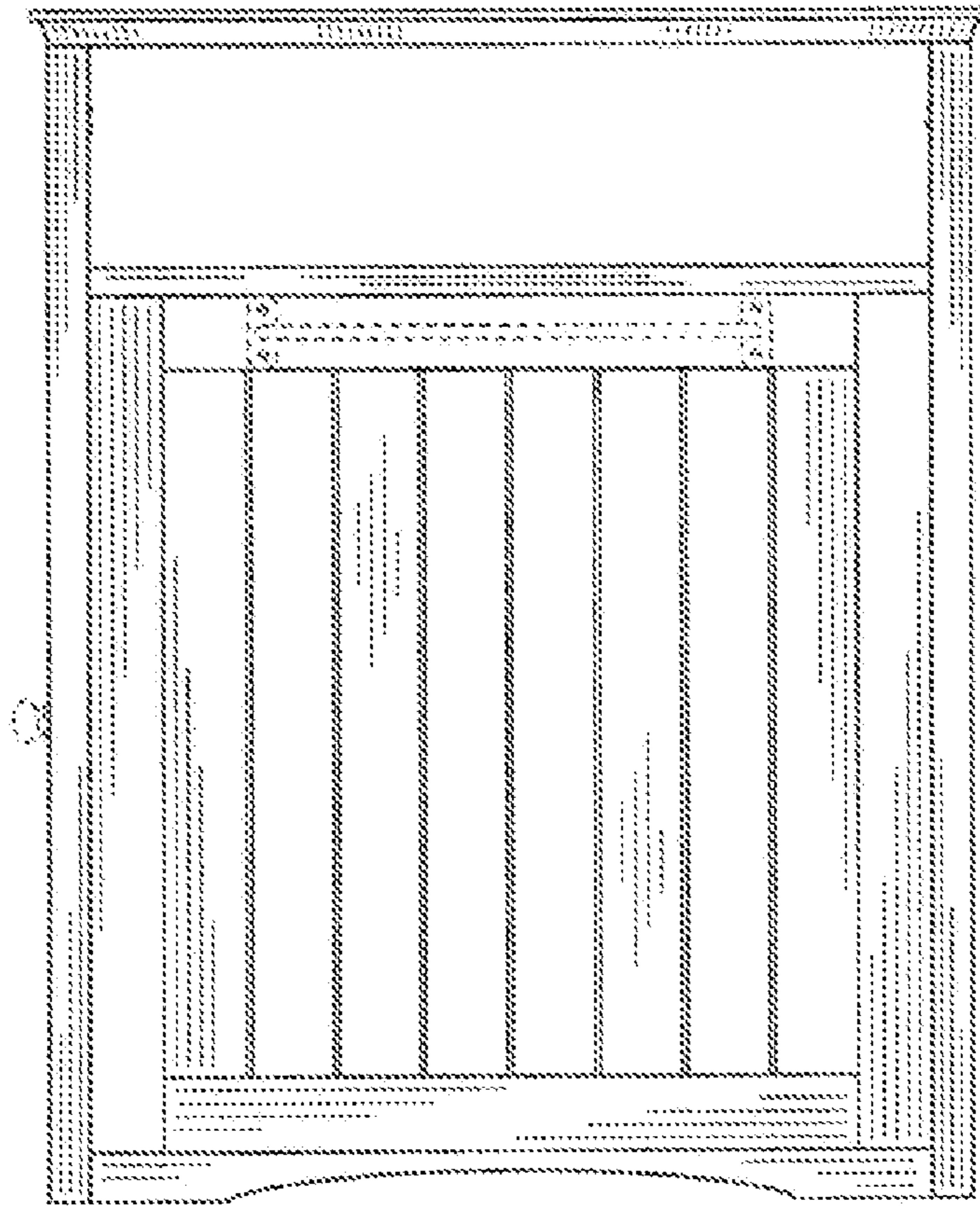


FIG. 3




FIG. 4