



US00D569043S

(12) **United States Design Patent**
Crye et al.

(10) **Patent No.:** **US D569,043 S**

(45) **Date of Patent:** **** May 13, 2008**

(54) **BALLISTIC ARMOR BACK PLATE**

(75) Inventors: **Caleb Clark Crye**, Brooklyn, NY (US); **Eric Owen Fehlberg**, Queens, NY (US); **Gregg M. Thompson**, Brooklyn, NY (US)

(73) Assignee: **LineWeight LLC**, Brooklyn, NY (US)

(**) Term: **14 Years**

(21) Appl. No.: **29/251,826**

(22) Filed: **Jan. 12, 2006**

(51) **LOC (8) Cl.** **22-99**

(52) **U.S. Cl.** **D29/100**

(58) **Field of Classification Search** D29/100, D29/100.1, 101.2, 101.4, 124; D2/828, 829, D2/847, 860, 861; 2/1, 2.17, 2.5, 51, 69, 2/81, 92, 102, 108, 456-459, 461-466, 828; 89/36.1, 36.2, 36.05; 109/49.5; 428/911, 428/683

See application file for complete search history.

(56) **References Cited**

U.S. PATENT DOCUMENTS

351,297 A *	10/1886	Tobin	114/12
1,203,916 A *	11/1916	Schwarz	109/84
1,282,098 A	10/1918	Marx	
1,282,752 A *	10/1918	Carrino	109/49.5
1,298,618 A	3/1919	Wloszek	
1,324,234 A *	12/1919	Daigre	2/2.5
1,385,371 A *	7/1921	Fraser	2/2.5
1,465,767 A *	8/1923	Krause	428/55
1,466,669 A	9/1923	Martinson	
1,495,489 A *	5/1924	Krause	2/2.5
1,510,783 A *	10/1924	Johnson	2/16
1,513,766 A *	11/1924	Spooner	428/121
1,574,188 A *	2/1926	Friedman	428/102
1,645,995 A *	10/1927	McCarthy	2/92
D132,468 S	5/1942	Leuer	
2,436,461 A *	2/1948	Tritt	280/751
2,562,467 A	7/1951	Kinnear	
2,747,190 A	5/1956	Foster	

2,748,391 A	6/1956	Lewis, Jr. et al.	
3,382,136 A *	5/1968	Bugel et al.	428/215
3,431,818 A	3/1969	King	
3,858,241 A *	1/1975	Durand et al.	2/2.5
3,891,996 A *	7/1975	Leach et al.	2/2.5
4,316,286 A	2/1982	Klein	
4,507,802 A	4/1985	Small	
4,645,720 A	2/1987	Pircher et al.	
4,660,223 A	4/1987	Fritch	
4,982,447 A	1/1991	Henson	
4,989,266 A *	2/1991	Borgese et al.	2/2.5
5,059,467 A	10/1991	Berkovitz	
5,060,314 A	10/1991	Lewis	
5,220,691 A *	6/1993	Wieggers	2/24
5,306,557 A	4/1994	Madison	
5,697,098 A *	12/1997	Miguel-Bettencourt et al.	2/2.5

(Continued)

OTHER PUBLICATIONS

I.D. The International Design Magazine, Sep./Oct. 2003, "Charge of the Light Brigade", pp. 36, 38-43, © 2003, I.D. Magazine.

(Continued)

Primary Examiner—T. Chase Nelson

Assistant Examiner—Karen Acker

(74) *Attorney, Agent, or Firm*—Stiennon & Stiennon

(57) **CLAIM**

The ornamental design for a ballistic armor back plate, as shown and described.

DESCRIPTION

FIG. 1 is a front isometric view of the ballistic armor back plate of this invention;

FIG. 2 is a top plan view thereof;

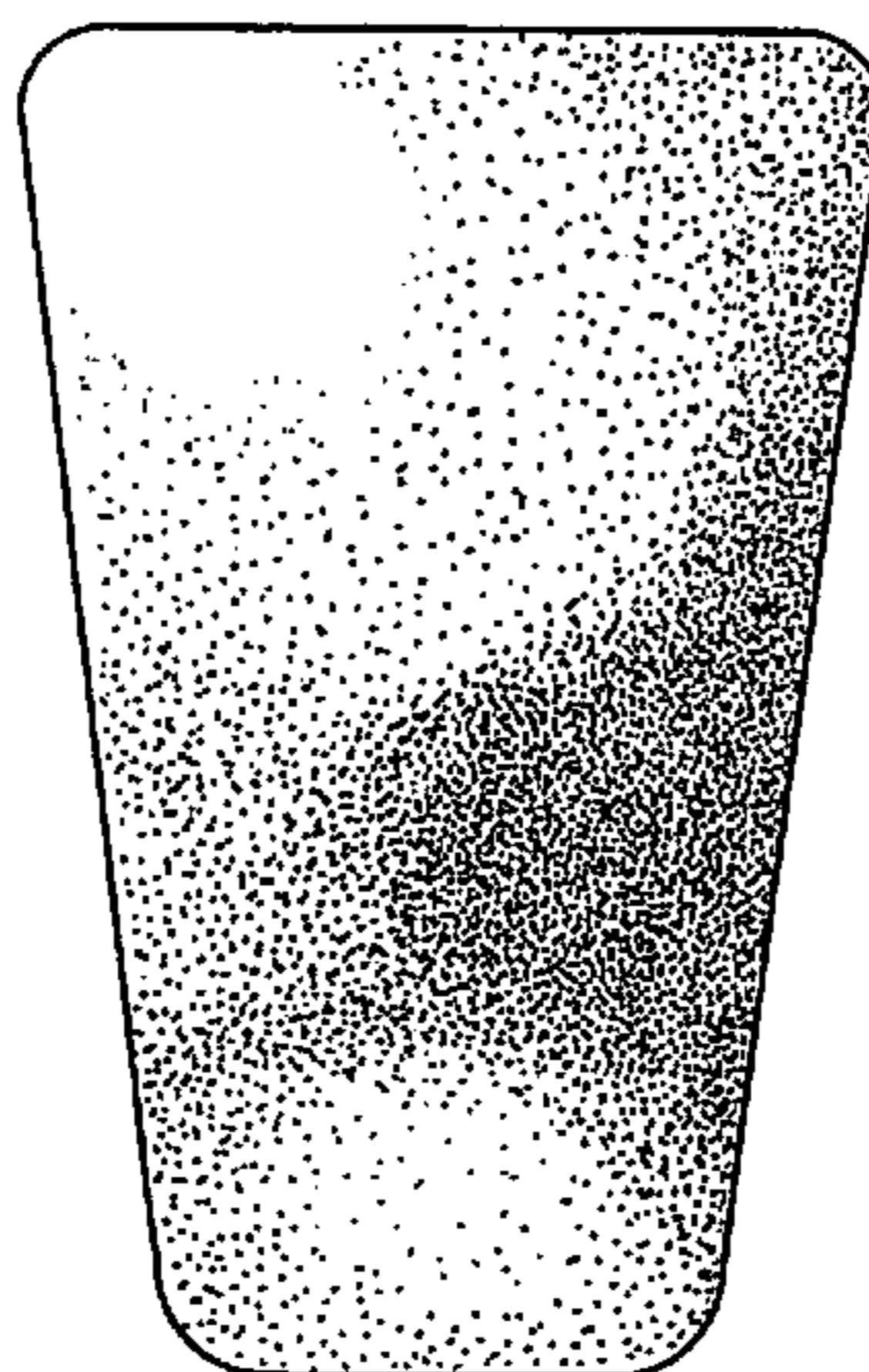
FIG. 3 is a front elevational view thereof;

FIG. 4 is a left side view thereof, the right side view being a mirror image thereof;

FIG. 5 is a rear elevational view thereof; and,

FIG. 6 is a bottom plan view.

1 Claim, 2 Drawing Sheets



US D569,043 S

Page 2

U.S. PATENT DOCUMENTS

6,026,510 A 2/2000 Kocher
6,266,818 B1* 7/2001 Howland et al. 2/2.5
D457,689 S* 5/2002 Griffiths D29/100
6,408,733 B1 6/2002 Perciballi
6,453,791 B1* 9/2002 Seitzinger 89/36.05
6,519,775 B1* 2/2003 Garcia 2/22
6,571,677 B1 6/2003 Kaura
6,685,071 B2* 2/2004 Prather 224/576
7,093,301 B1 8/2006 Moore, Jr.
2002/0132089 A1 9/2002 Bettencourt
2004/0216595 A1 11/2004 Dickson
2005/0066805 A1 3/2005 Park et al.
2005/0082330 A1 4/2005 Fehlberg et al.
2005/0193481 A1* 9/2005 Hatfield et al. 2/463
2005/0217471 A1 10/2005 Benitsch
2006/0005306 A1* 1/2006 Call et al. 2/463
2006/0027088 A1* 2/2006 Wulvik et al. 89/36.02

2006/0143763 A1* 7/2006 Dawson et al. 2/2.5
2006/0143771 A1 7/2006 Winkle et al.
2007/0016996 A1 1/2007 Seitzinger et al.
2007/0028757 A1* 2/2007 Cohen 89/36.02
2007/0089596 A1* 4/2007 Huber et al. 89/36.02
2007/0111621 A1* 5/2007 Barsoum et al. 442/135
2007/0207689 A1* 9/2007 Taylor et al. 442/135

OTHER PUBLICATIONS

U.S. Appl. No. 29/252,758, filed Jan. 26, 2006, "Ballistic Body Armor Plate".
U.S. Appl. No. 29/252,761, filed Jan. 26, 2006, "Ballistic Body Armor Plate".
U.S. Appl. No. 29/252,763, filed Jan. 26, 2006, "Ballistic Body Armor Plate".
Crye Associates back plate A, sold prior to Jan. 12, 2005.
Crye Associates back plate B, sold prior to Jan. 12, 2005.

* cited by examiner

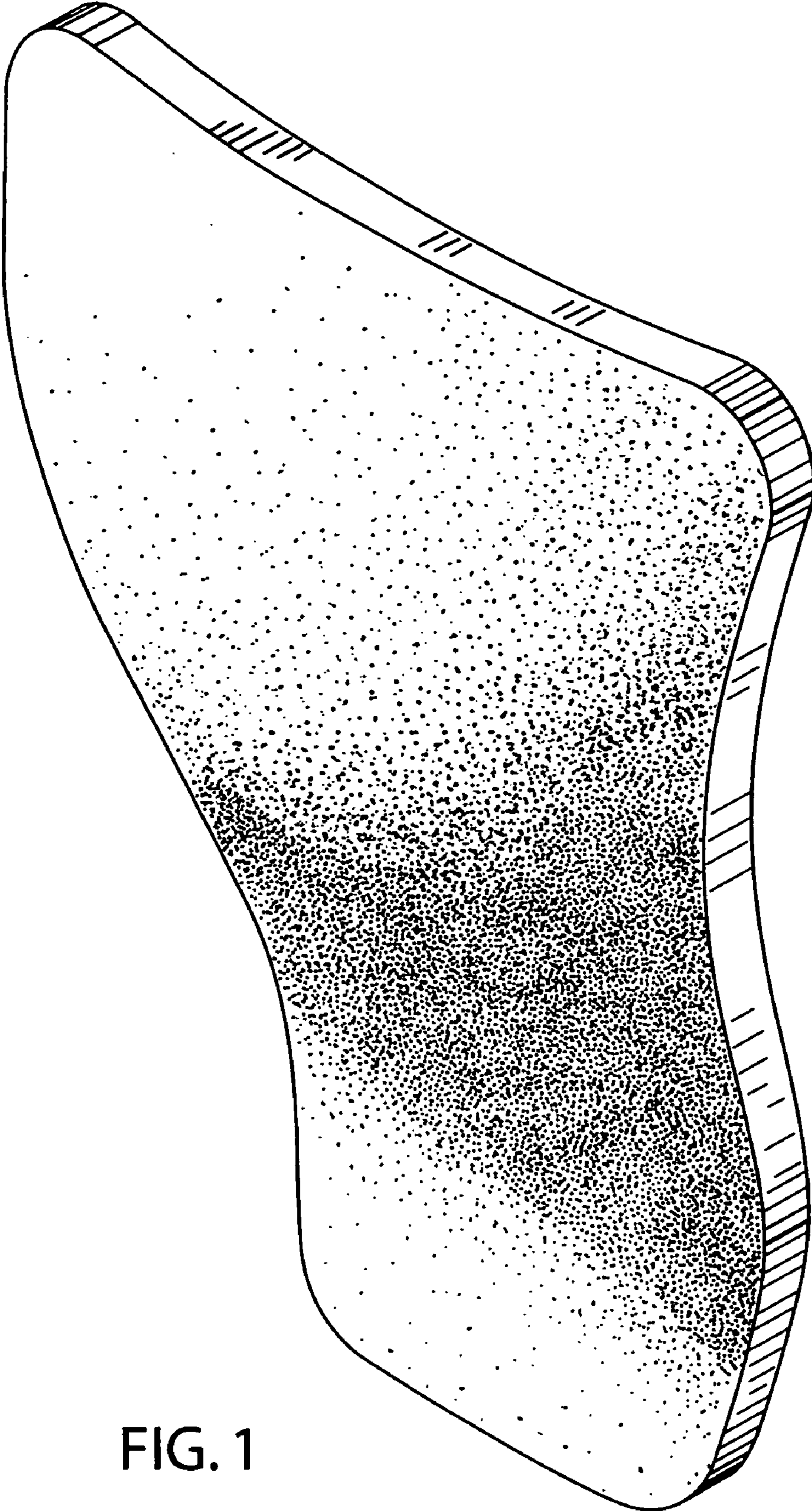


FIG. 1

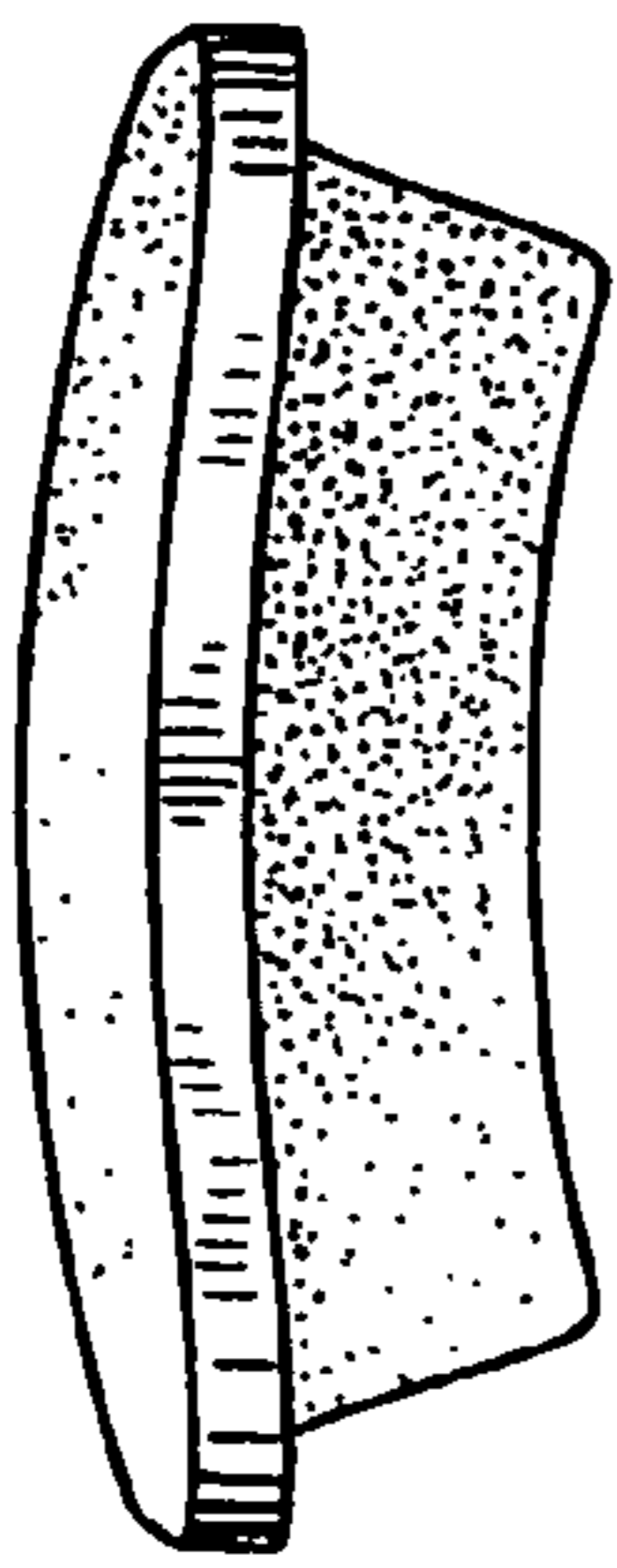


FIG. 2




FIG. 3

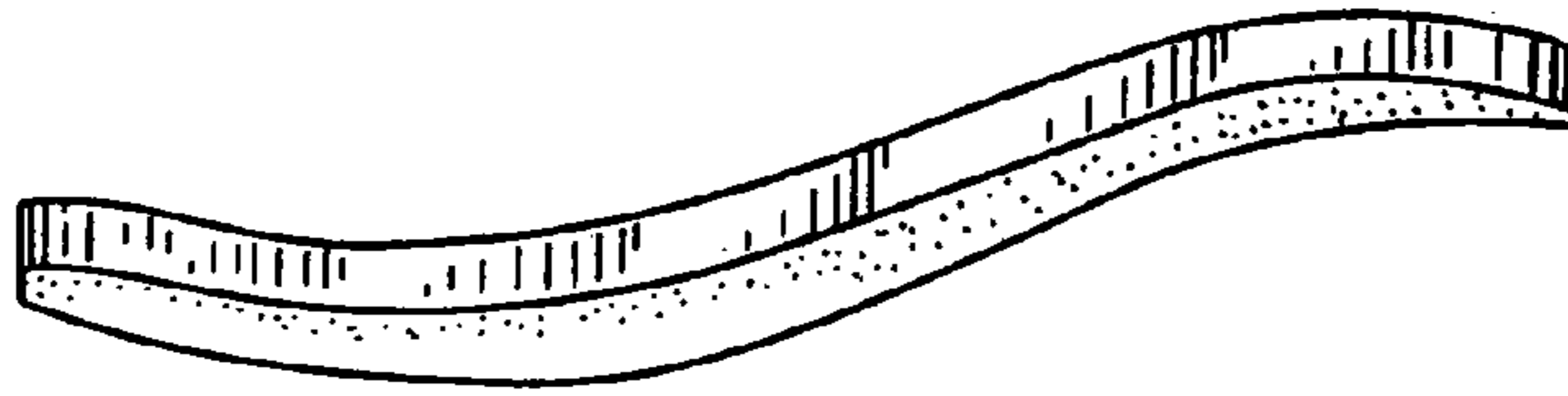


FIG. 4

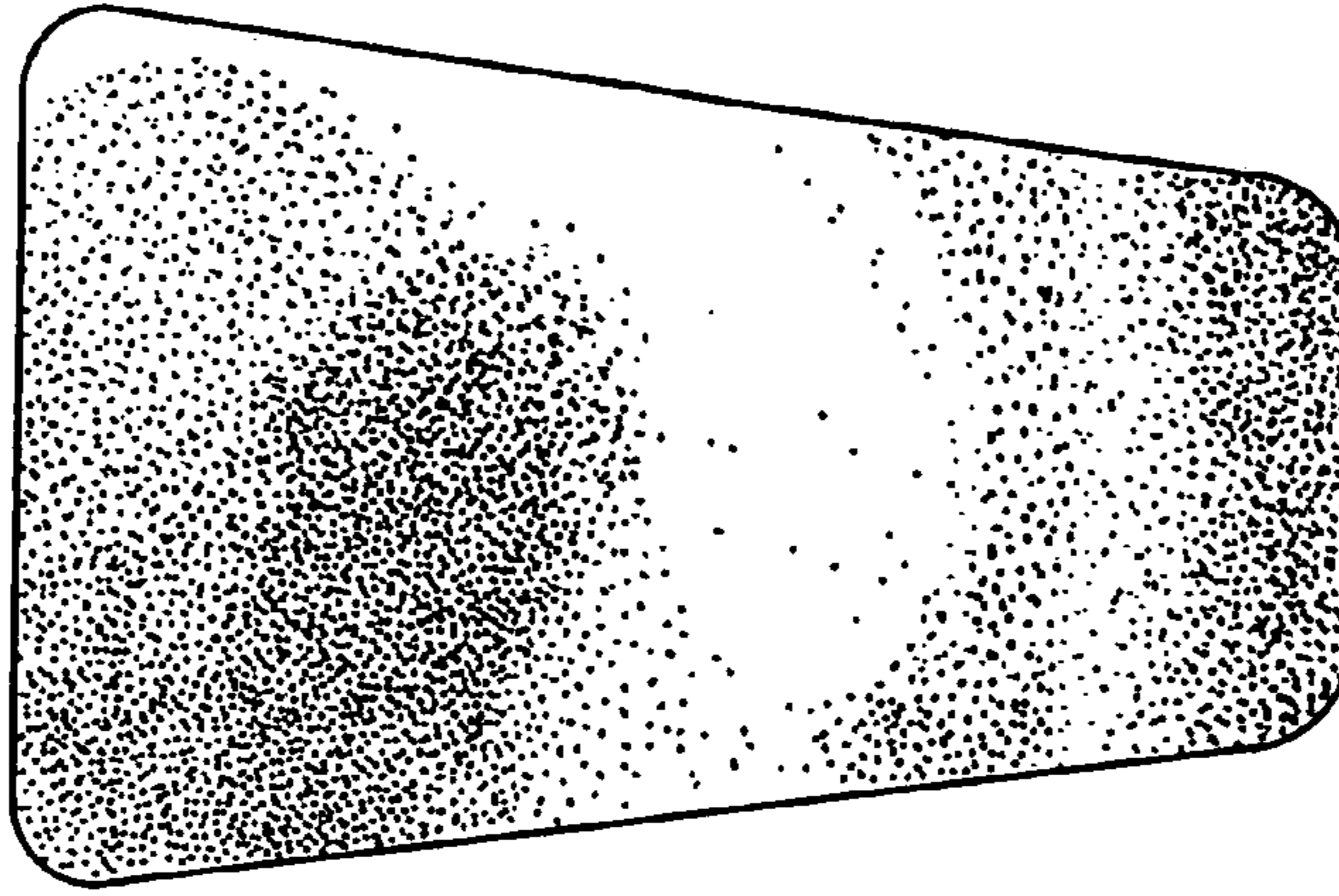


FIG. 5

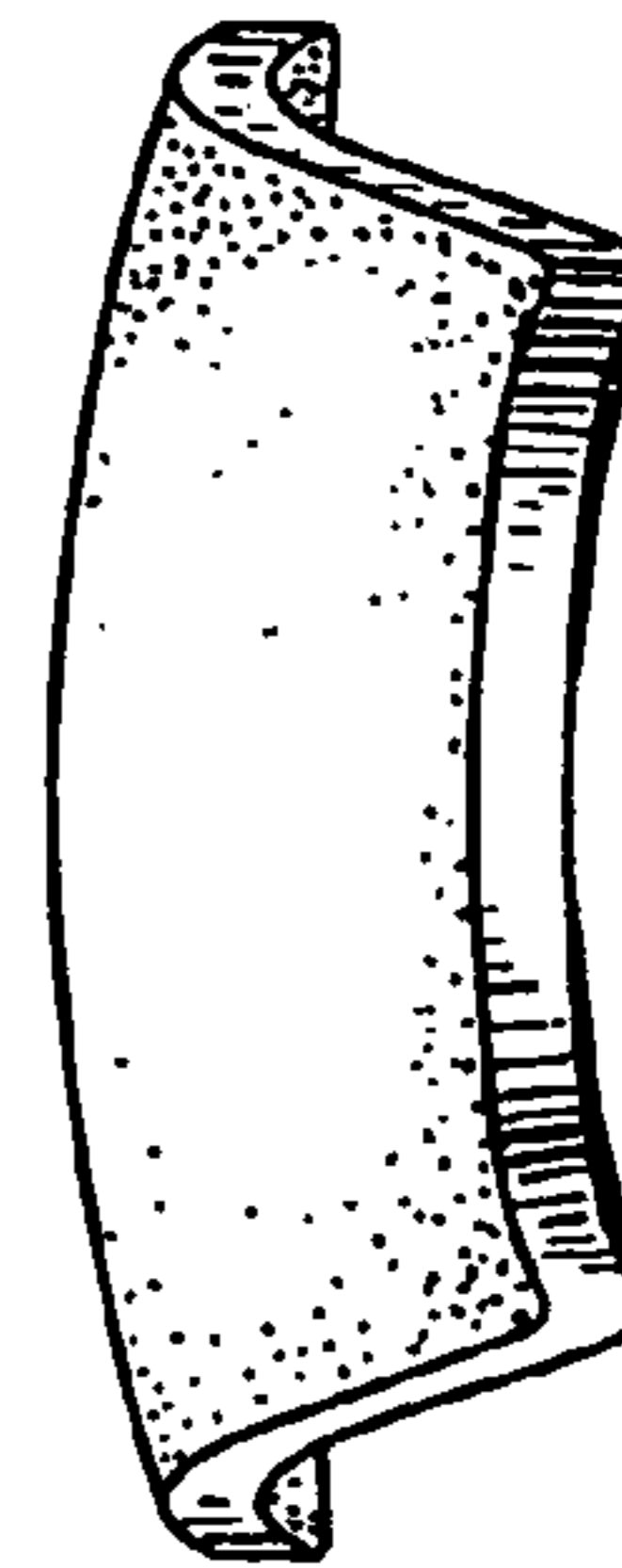


FIG. 6