



US00D569041S

(12) **United States Design Patent**  
**Azoulay**

(10) **Patent No.:** **US D569,041 S**

(45) **Date of Patent:** **\*\* May 13, 2008**

(54) **TWEEZER WITH LIGHT**

D526,444 S \* 8/2006 Di Bitonto et al. .... D28/55  
D537,208 S \* 2/2007 Shaljian ..... D28/55

(75) Inventor: **Hanoch Azoulay**, 12500 Emelita St., N.  
Hollywood, CA (US) 91607

\* cited by examiner

(73) Assignees: **Hanoch Azoulay**, N. Hollywood, CA  
(US); **Natan Sustiel**, Aventura, FL (US)

*Primary Examiner*—Jennifer Rivard

(\*\*) Term: **14 Years**

(57) **CLAIM**

(21) Appl. No.: **29/295,701**

The ornamental design for a tweezer with light, as shown and described.

(22) Filed: **Oct. 4, 2007**

**DESCRIPTION**

(51) **LOC (8) Cl.** ..... **28-03**

FIG. 1 is a perspective view of the tweezer of the subject invention;

(52) **U.S. Cl.** ..... **D28/55**

FIG. 2 is a first side view thereof;

(58) **Field of Classification Search** ..... D28/55;  
294/99.2; 606/210, 211; D24/143  
See application file for complete search history.

FIG. 3 is a second side view thereof;

FIG. 4 is a top view thereof;

FIG. 5 is a bottom view thereof;

FIG. 6 is a front view thereof; and,

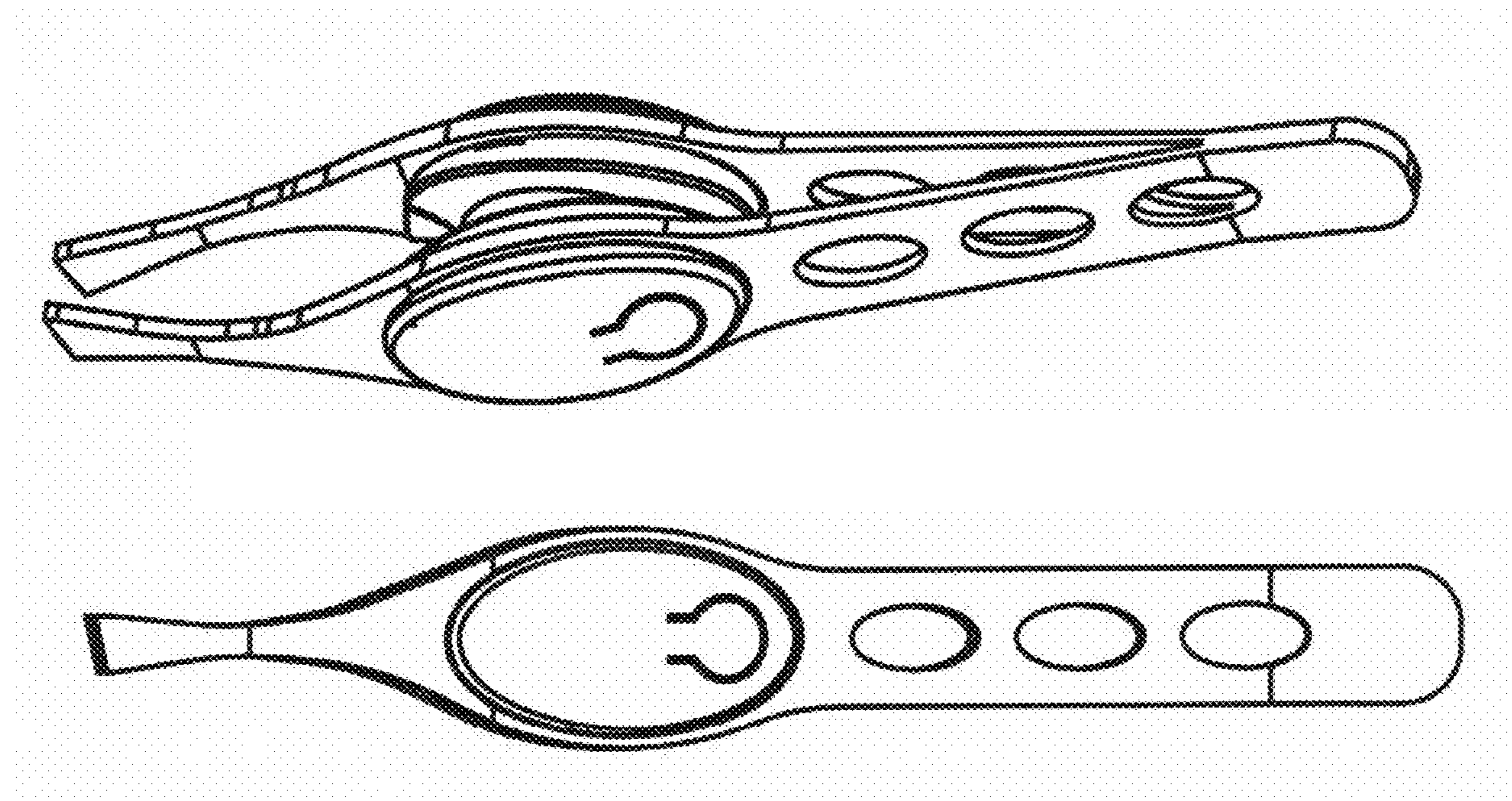
FIG. 7 is a rear view thereof.

(56) **References Cited**

**U.S. PATENT DOCUMENTS**

D483,909 S \* 12/2003 Todeschini ..... D28/55  
D516,247 S \* 2/2006 Merheje ..... D28/55

**1 Claim, 4 Drawing Sheets**






FIG. 1




FIG. 2






FIG. 3

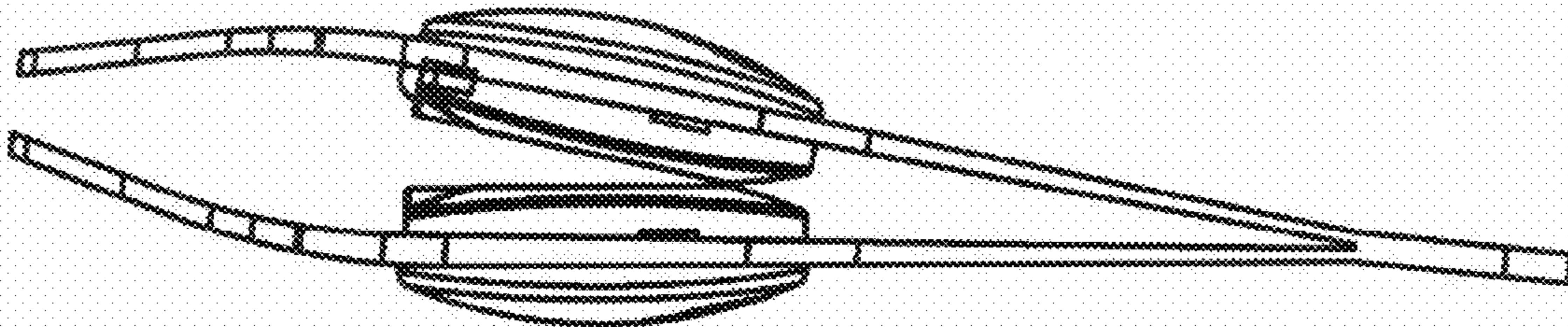


FIG. 4

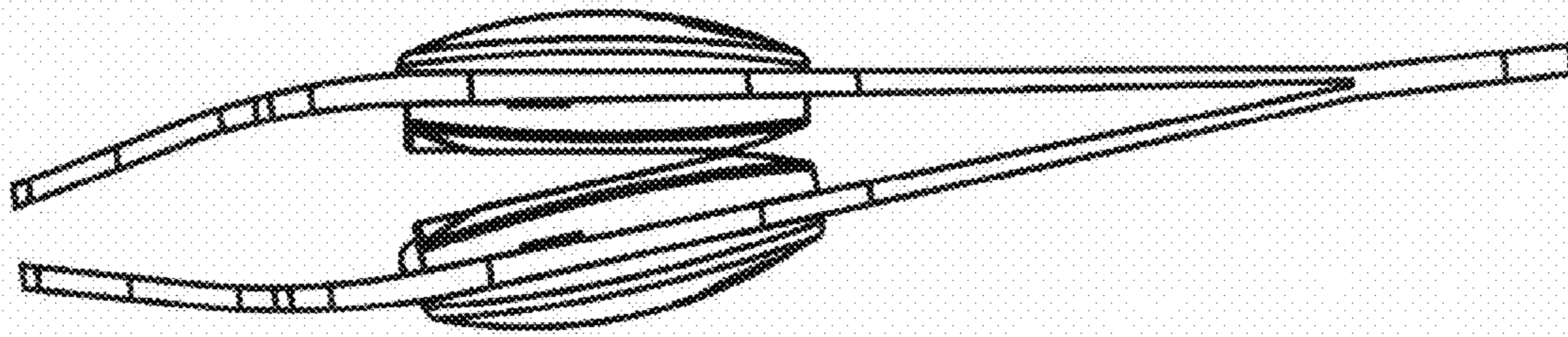


FIG. 5




FIG. 6






FIG. 7