

US00D569033S

(12) **United States Design Patent** (10) **Patent No.:** **US D569,033 S**
Parcevaux (45) **Date of Patent:** **** May 13, 2008**

(54) **ELECTRIC MACHINE FOR FILLING TUBES
MADE OF PAPER FOR THE
MANUFACTURING OF CIGARETTES**

Primary Examiner—Jennifer Rivard
(74) *Attorney, Agent, or Firm*—Sughrue Mion, PLLC

(75) **Inventor:** **Philippe Parcevaux**, Cabestany (FR)

(73) **Assignee:** **Republic Technologies NA (LLC)**,
Glenview, IL (US)

(**) **Term:** **14 Years**

(21) **Appl. No.:** **29/284,722**

(22) **Filed:** **Sep. 13, 2007**

(51) **LOC (8) Cl.** **27-99**

(52) **U.S. Cl.** **D27/194**

(58) **Field of Classification Search** D27/194;
131/70–75

See application file for complete search history.

(56) **References Cited**

U.S. PATENT DOCUMENTS

5,398,701 A * 3/1995 Neumann et al. 131/70
6,206,006 B1 * 3/2001 Schutze et al. 131/70
D492,445 S * 6/2004 Parcevaux D27/194
D547,002 S * 7/2007 Lin D27/194

* cited by examiner

(57) **CLAIM**

The ornamental design for an electric machine for filling tubes made of paper for the manufacturing of cigarettes, as shown.

DESCRIPTION

FIG. 1 is a perspective view of the top, rear and right side of a machine for filling cigarette tubes;

FIG. 2 is a top plan view thereof;

FIG. 3 is a bottom plan view thereof;

FIG. 4 is a rear elevational view thereof;

FIG. 5 is a front elevational view thereof;

FIG. 6 is a right side elevational view thereof;

FIG. 7 is a left side elevational view thereof; and,

FIG. 8 is a perspective view of the top, rear and right side of a machine for filling cigarette tubes, with the top in an open position.

1 Claim, 5 Drawing Sheets




FIG. 1




FIG. 2




FIG. 3

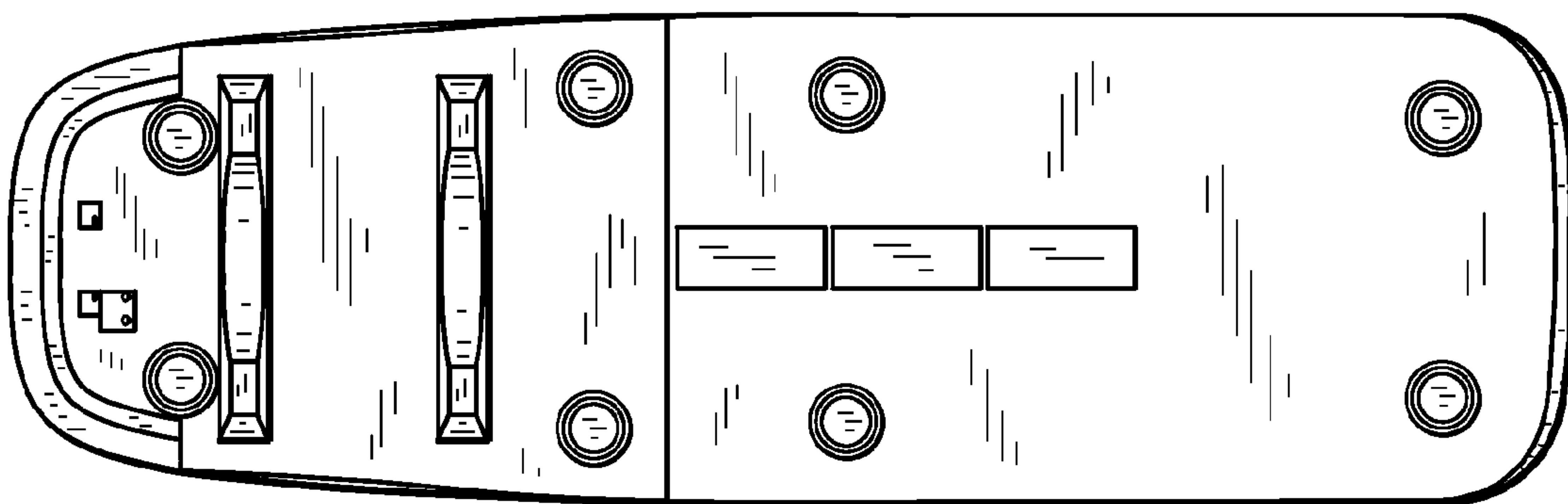


FIG. 4




FIG. 5

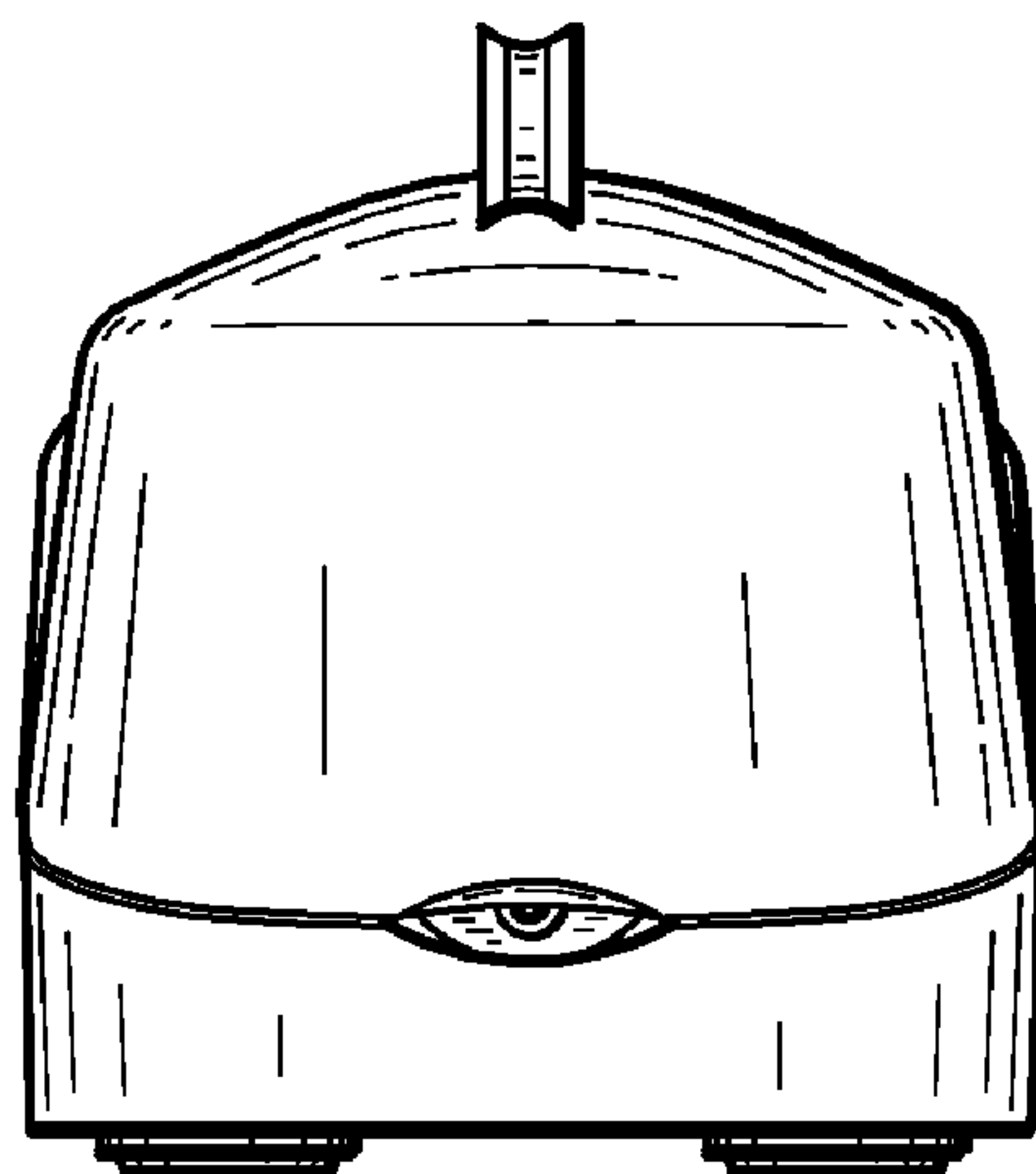


FIG. 6

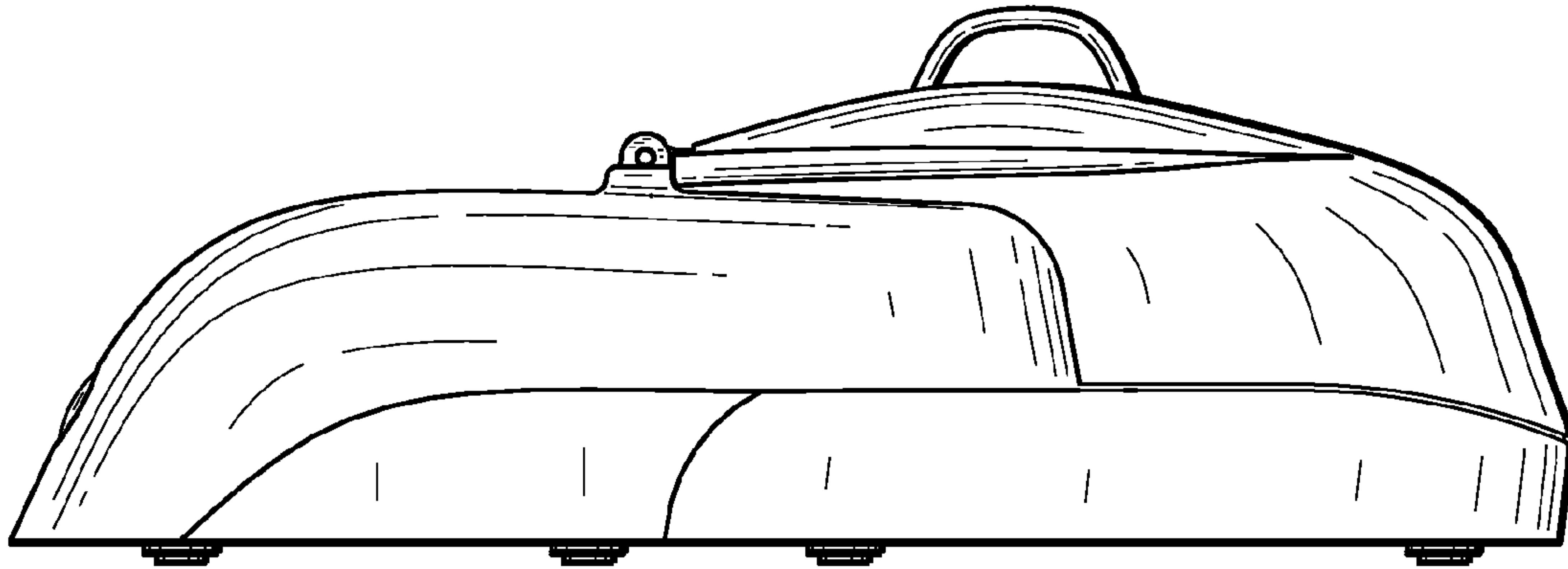


FIG. 7




FIG. 8

