



US00D569017S

(12) **United States Design Patent**  
**Ellis et al.**

(10) **Patent No.: US D569,017 S**

(45) **Date of Patent: \*\* May 13, 2008**

(54) **VEHICLE HEADLAMP**

(75) Inventors: **Michael Ellis**, Canton, MI (US);  
**Ronald Steffey**, Williamsburg, MI (US)

(73) Assignee: **Ford Global Technologies, LLC**,  
Dearborn, MI (US)

(\*\*) Term: **14 Years**

(21) Appl. No.: **29/199,183**

(22) Filed: **Feb. 11, 2004**

(51) **LOC (8) Cl.** ..... **26-06**

(52) **U.S. Cl.** ..... **D26/28**

(58) **Field of Classification Search** ..... D26/28-36;  
362/459-468, 475-478, 485-487  
See application file for complete search history.

(56) **References Cited**

**U.S. PATENT DOCUMENTS**

D490,174 S *	5/2004	Lin	.....	D26/28
D493,550 S *	7/2004	Lin	.....	D26/28
D495,813 S *	9/2004	Lin	.....	D26/28
D528,681 S *	9/2006	Nakahara	.....	D26/28
D538,956 S *	3/2007	Ishii	.....	D26/28

**OTHER PUBLICATIONS**

Ford Escape XLT, Detroit 2001.  
Ford Escape XLT, Detroit 2002.  
Ford Escape XLT, Detroit 2003.

\* cited by examiner

*Primary Examiner*—Marcus A. Jackson

(74) *Attorney, Agent, or Firm*—Damian Porcari


(57) **CLAIM**


The ornamental design for a vehicle headlamp, as shown and described.

**DESCRIPTION**


FIG. 1 is a front elevational view of a vehicle headlamp;  
FIG. 2 is a right side elevational view of the vehicle headlamp;  
FIG. 3 is a left side elevational view of the vehicle headlamp;  
FIG. 4 is a top down plan view of the vehicle headlamp; and,  
FIG. 5 is a bottom up plan view of the vehicle headlamp.

**1 Claim, 3 Drawing Sheets**

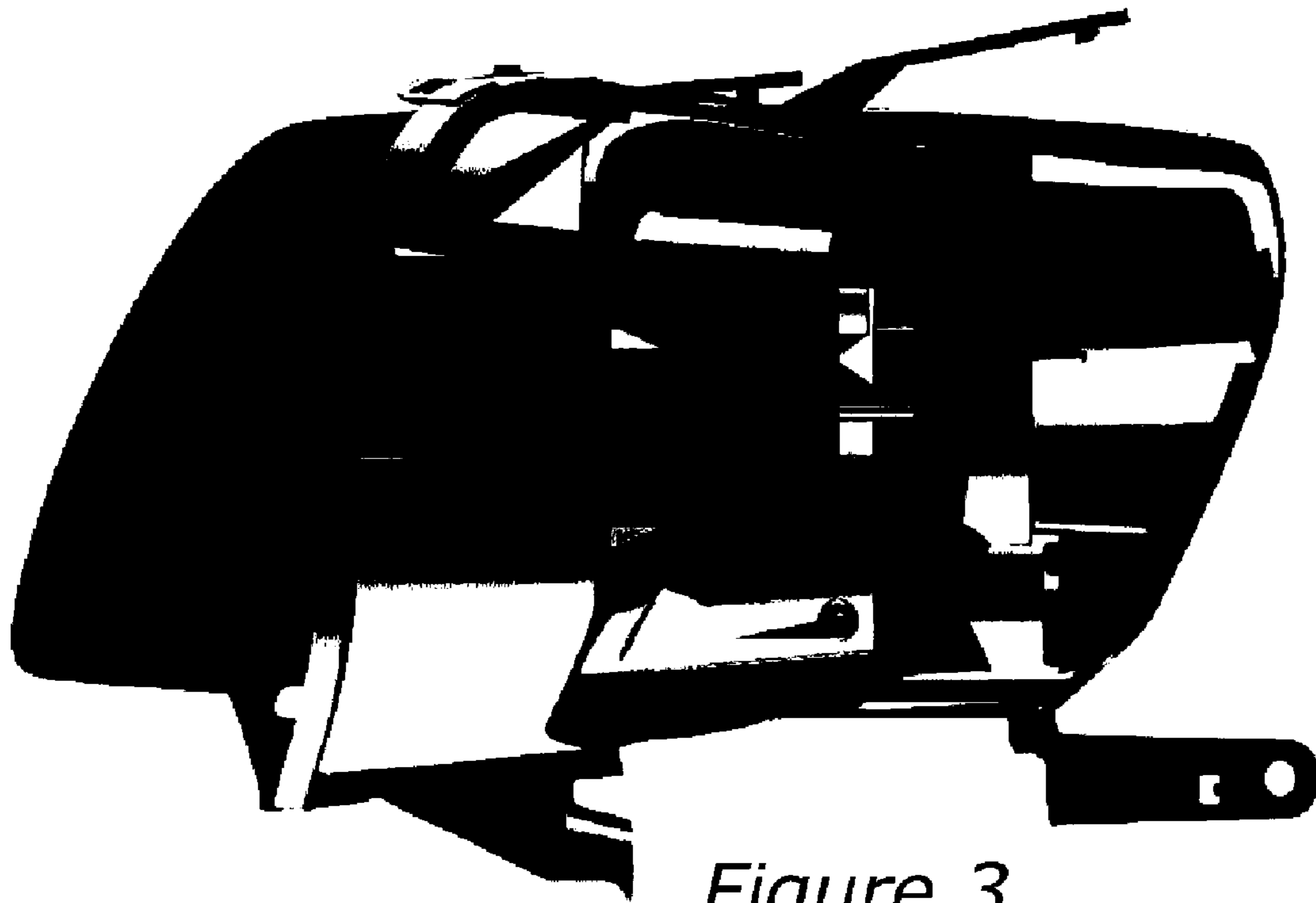




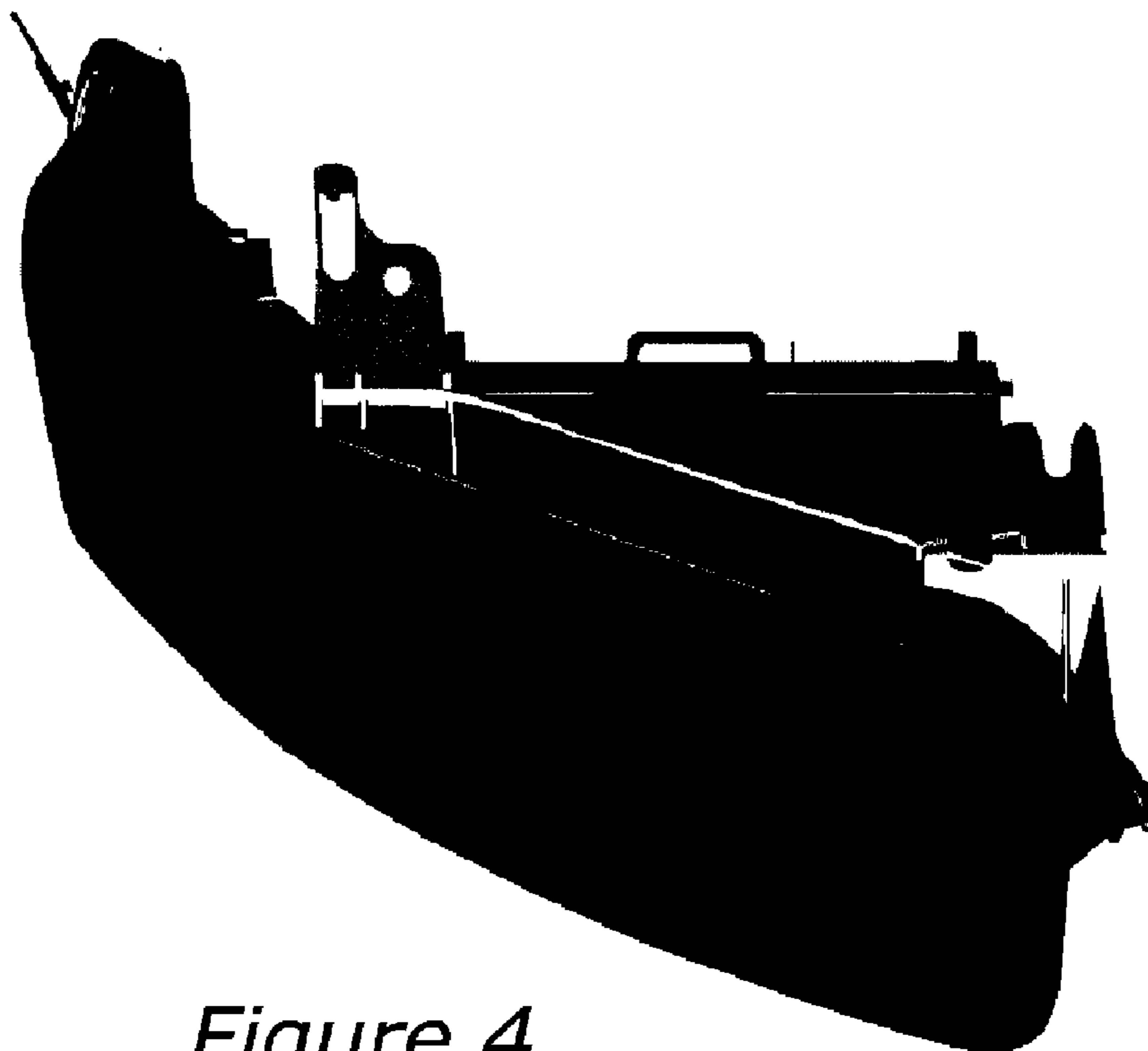
*Figure 1*



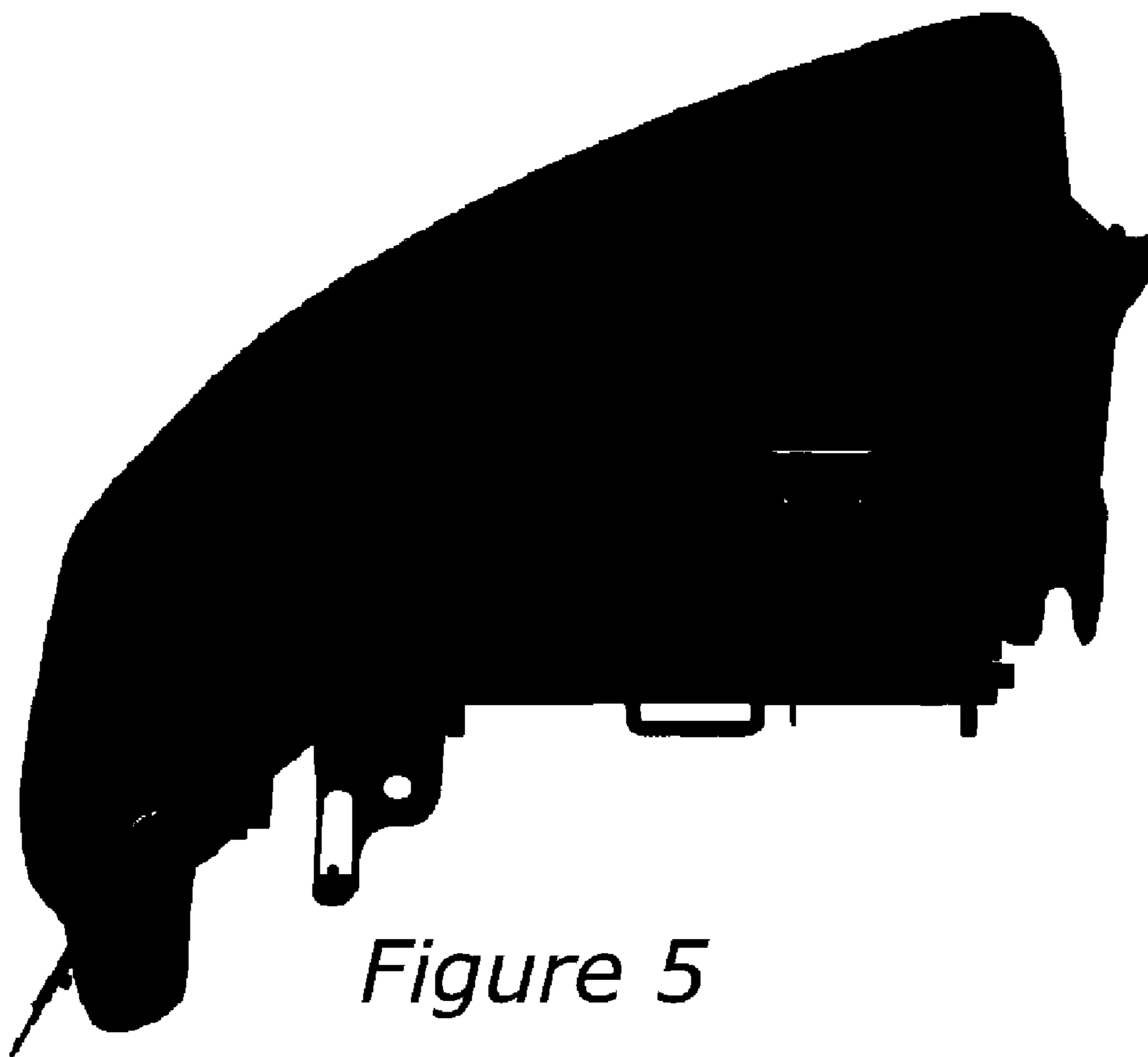
*Figure 2*



*Figure 3*



*Figure 4*



*Figure 5*