

US00D569007S

(12) **United States Design Patent**  
**Koseki**

(10) **Patent No.:** **US D569,007 S**

(45) **Date of Patent:** **\*\* May 13, 2008**

(54) **NEEDLE COUNTER**

(75) Inventor: **Tomoaki Koseki**, Chiyoda-ku (JP)

(73) Assignee: **Koseki Medical K.K.**, Chiyoda-ku, Tokyo (JP)

(\*\*) Term: **14 Years**

(21) Appl. No.: **29/286,838**

(22) Filed: **May 21, 2007**

(51) **LOC (8) Cl.** ..... **24-01**

(52) **U.S. Cl.** ..... **D24/231**

(58) **Field of Classification Search** ..... D24/145-146, D24/231; D9/420, 423; 206/63.3, 366, 369-370, 206/380, 382-383, 388, 460; 606/148  
See application file for complete search history.

(56) **References Cited**

**U.S. PATENT DOCUMENTS**

3,819,039	A *	6/1974	Erickson	.....	206/388
4,182,448	A *	1/1980	Huck et al.	.....	206/380
4,243,140	A *	1/1981	Thrun	.....	206/382
4,260,056	A *	4/1981	Horvath et al.	.....	206/383
4,318,473	A *	3/1982	Sandel	.....	206/370
4,418,821	A *	12/1983	Sandel	.....	206/460
D273,615	S *	4/1984	Maskrey	.....	D24/131
4,591,048	A *	5/1986	Eldridge, Jr.	.....	206/63.3
5,193,678	A *	3/1993	Janocik et al.	.....	206/369
5,316,142	A *	5/1994	Jain	.....	206/63.3
D489,454	S	5/2004	Koseki		

D489,822	S	5/2004	Koseki		
7,070,051	B2 *	7/2006	Kanner et al.	.....	206/460
7,303,568	B2 *	12/2007	Jannot	.....	608/148
2002/0029989	A1 *	3/2002	Anthony et al.	.....	206/366

**FOREIGN PATENT DOCUMENTS**

JP	D1071098	2/2000
JP	D1080518	5/2000
JP	D1109628	3/2001

\* cited by examiner

*Primary Examiner*—Robert A. Delehanty

*Assistant Examiner*—Mark Cavanna

(57) **CLAIM**

The ornamental design for needle counter, as shown and described.

**DESCRIPTION**

FIG. 1 is a front view of a needle counter, showing my new design;

FIG. 2 is a right side view with the left side being a mirror image thereof;

FIG. 3 is a top view with the bottom being a mirror image thereof; and,

FIG. 4 is a back plan view thereof.

My new design shows precut sponge blocks that are substantially cubical in shape and arranged in row or column on a thin releasing paper.

**1 Claim, 2 Drawing Sheets**

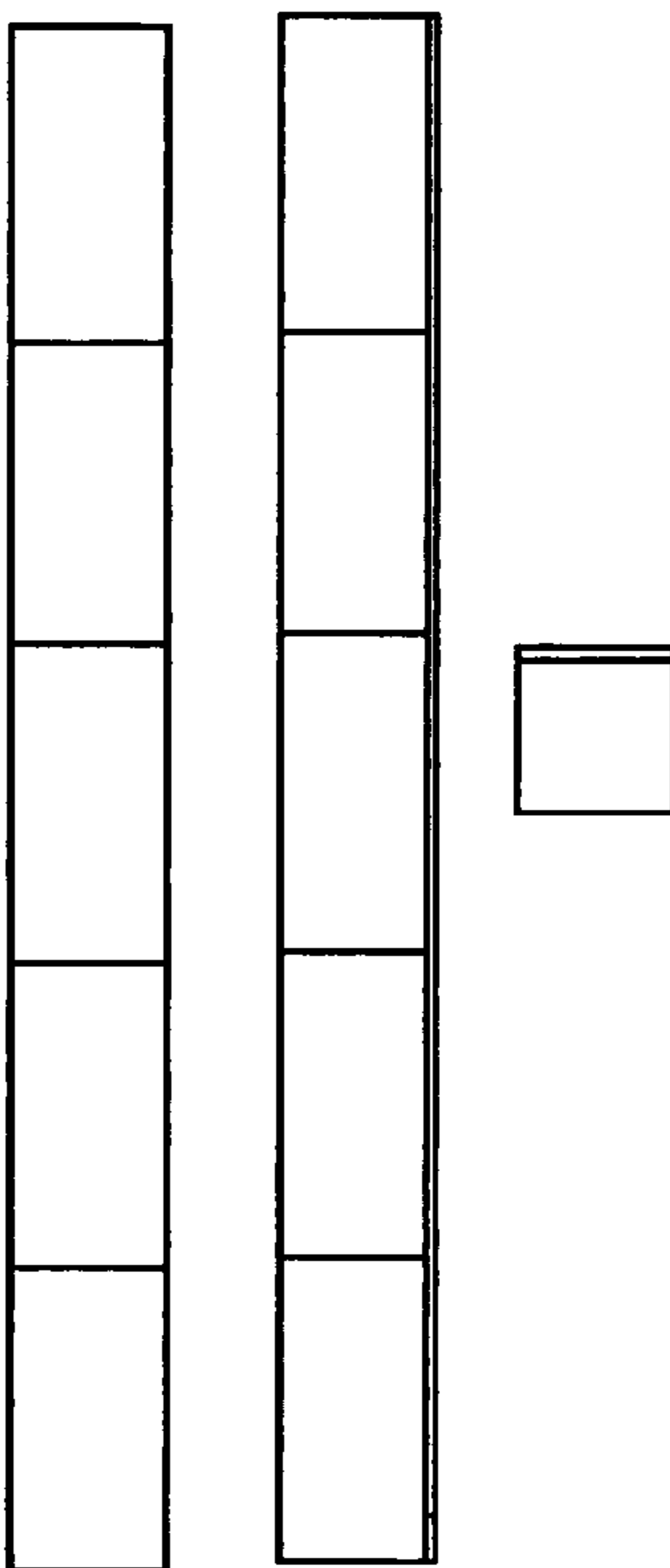


Fig. 3



Fig. 1





Fig. 2



**Fig. 4**

