



US00D568999S

(12) **United States Design Patent**
McGroary et al.

(10) **Patent No.:** **US D568,999 S**

(45) **Date of Patent:** **** May 13, 2008**

(54) **OXYGEN LIQUEFIER CONNECTOR**

(75) Inventors: **Paul McGroary**, Gibsonia, PA (US);
Mark Hoeveler, York, ME (US)

(73) Assignee: **RIC Investments, LLC**, Wilmington,
DE (US)

(**) Term: **14 Years**

(21) Appl. No.: **29/272,119**

(22) Filed: **Feb. 1, 2007**

(51) **LOC (8) Cl.** **24-02**

(52) **U.S. Cl.** **D24/164**

(58) **Field of Classification Search** D24/164,
D24/110, 129; 128/204.18, 204.23, 204.26,
128/205.24, 201.21; D13/133, 151; D23/262
See application file for complete search history.

(56) **References Cited**

U.S. PATENT DOCUMENTS

| | | | |
|----------------|---------|-----------------------|------------|
| D287,051 S * | 12/1986 | Perkins et al. | D24/164 |
| D372,529 S * | 8/1996 | Remes | D24/110 |
| D436,401 S * | 1/2001 | Remes et al. | D24/164 |
| D488,233 S * | 4/2004 | Ellsworth et al. | D24/216 |
| 7,213,400 B2 * | 5/2007 | Dickerson et al. | 128/201.21 |

* cited by examiner

Primary Examiner—Louis S. Zarfaz

Assistant Examiner—Anhdao Doan

(74) *Attorney, Agent, or Firm*—Michael W. Haas

(57) **CLAIM**

The ornamental design for a oxygen liquefier connector, as shown and described.

DESCRIPTION

FIG. 1 is a front perspective view of an embodiment of a oxygen liquefier connector according to our new design;

FIG. 2 is a top plan view of the oxygen liquefier connector shown in FIG. 1;

FIG. 3 is a front elevational view of the oxygen liquefier connector shown in FIG. 1;

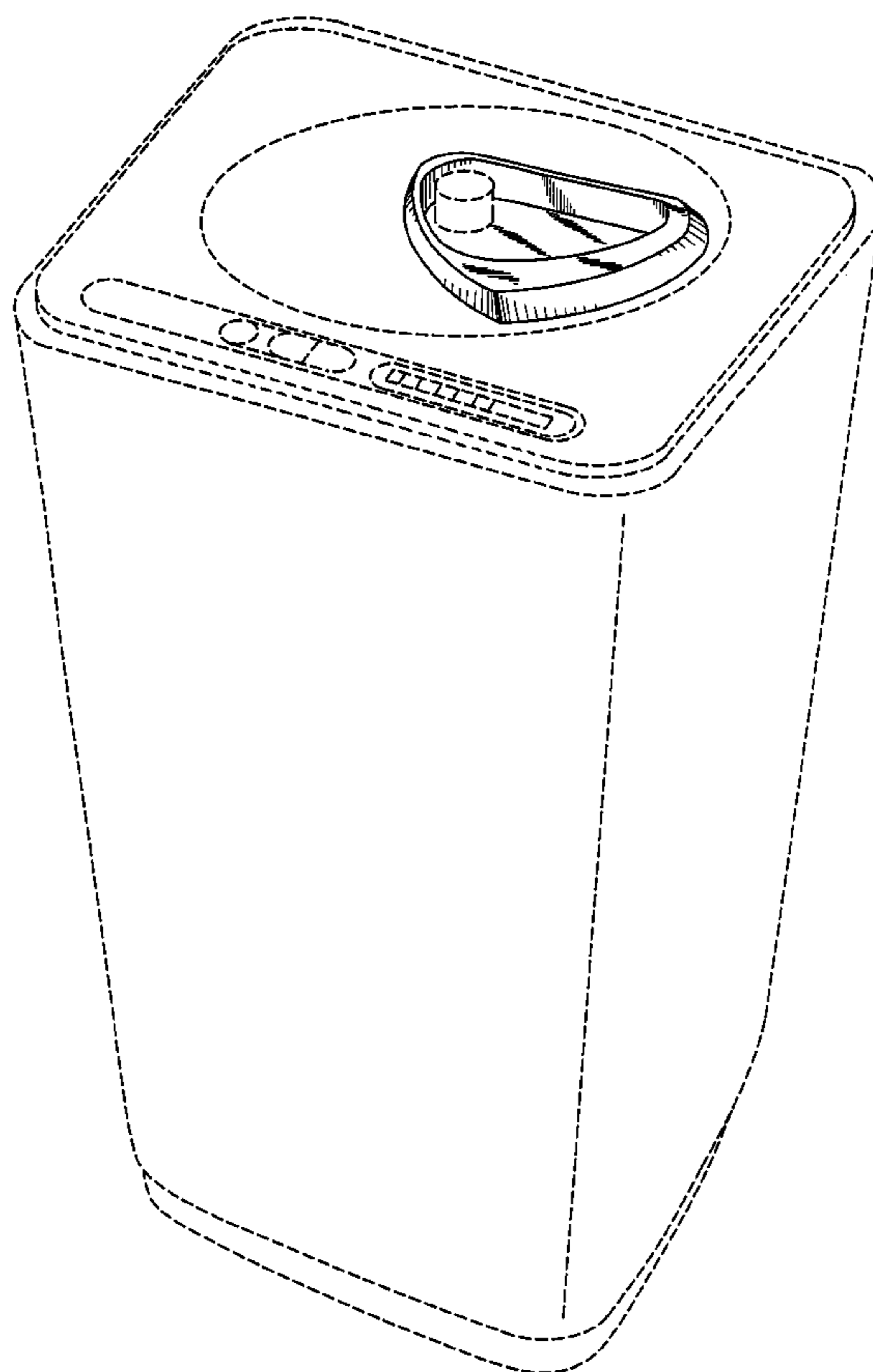
FIG. 4 is a rear elevational view of the oxygen liquefier connector shown in FIG. 1;

FIG. 5 is a left side elevational view of the oxygen liquefier connector shown in FIG. 1; and,

FIG. 6 is a right side elevational view of the oxygen liquefier connector shown in FIG. 1.

The portions drawn in broken lines are shown for illustrative purposes only and form no part of the claimed design.

1 Claim, 6 Drawing Sheets



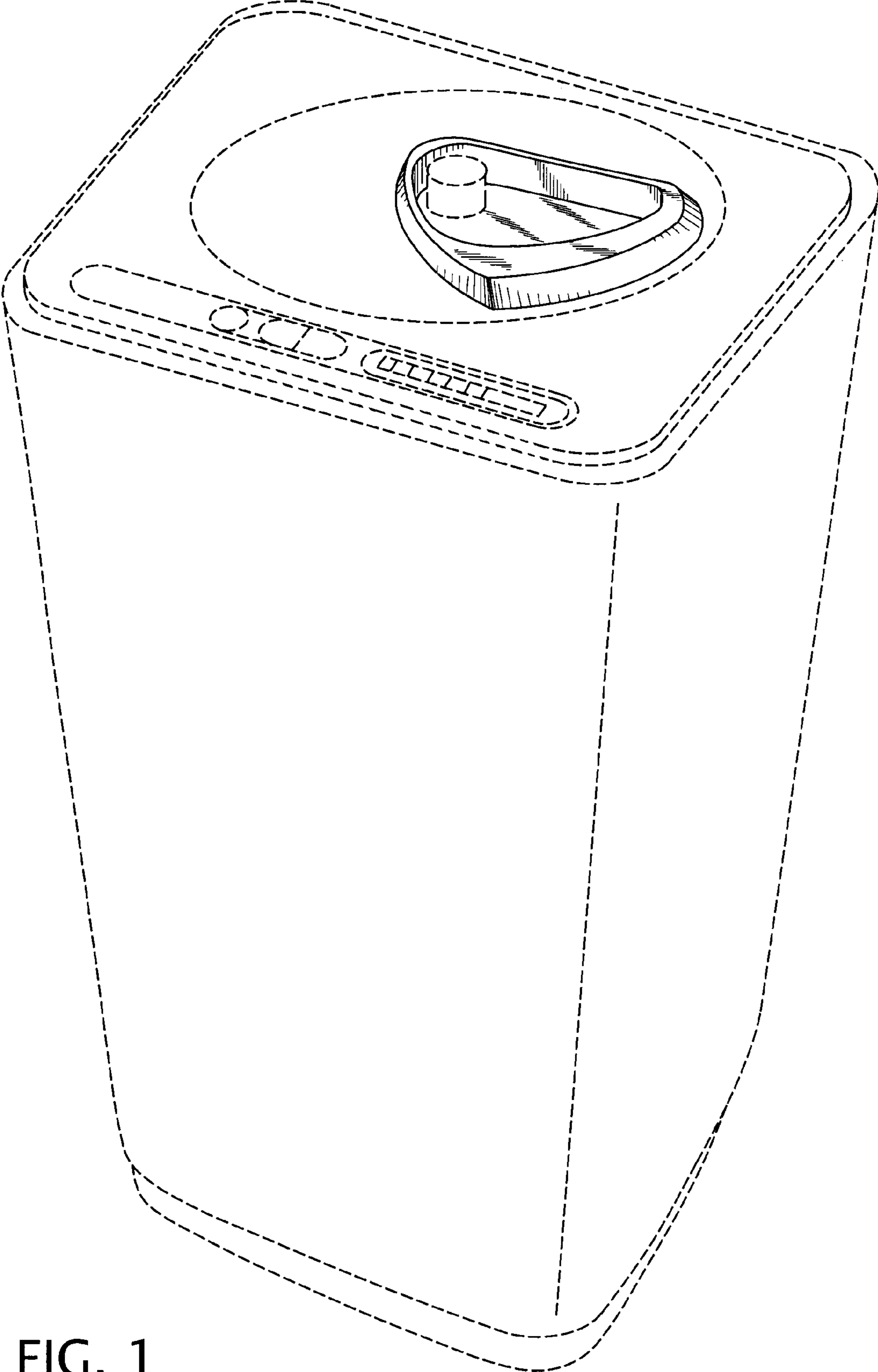


FIG. 1

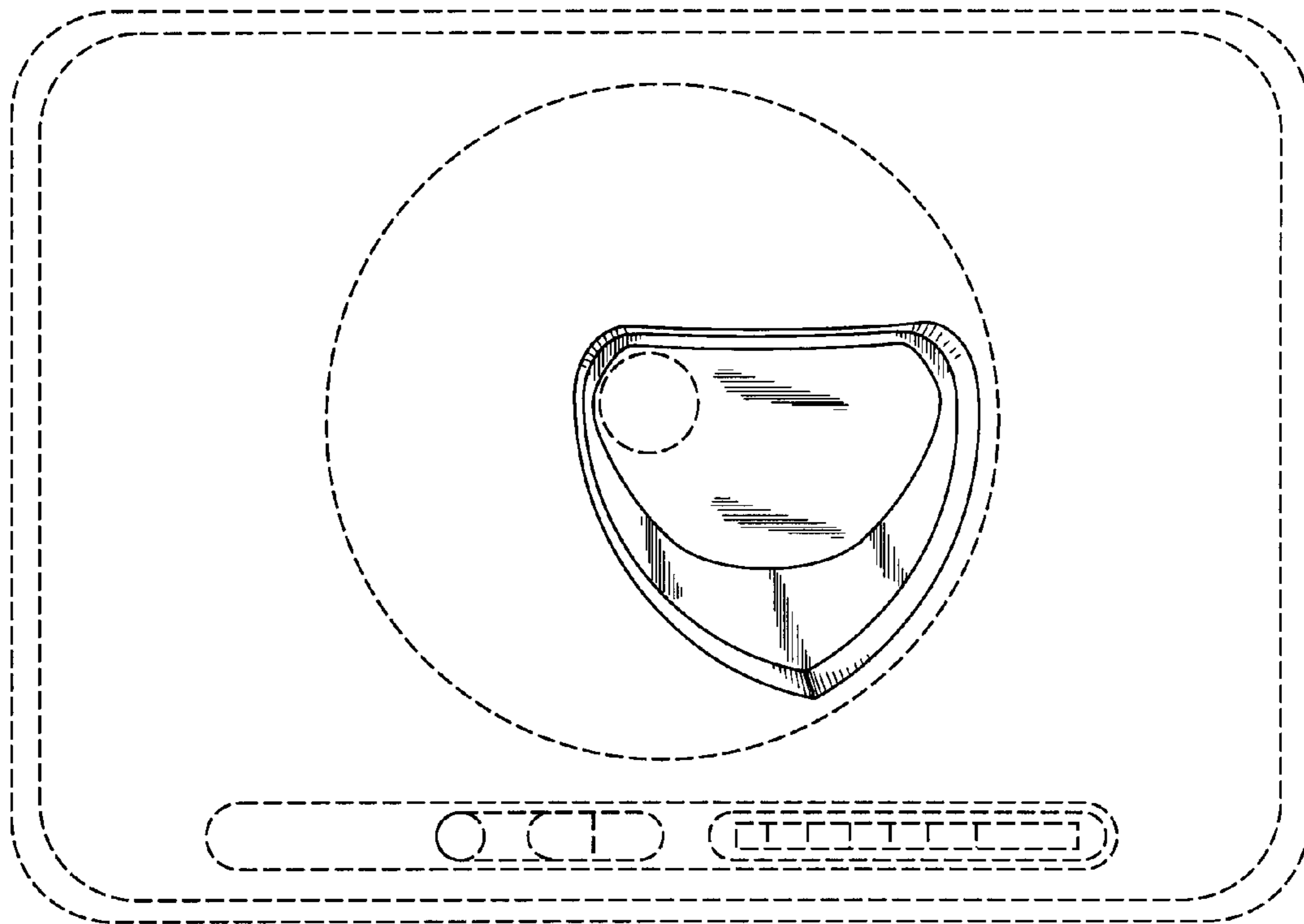


FIG. 2




FIG. 3




FIG. 4




FIG. 5




FIG. 6