

US00D568988S

(12) **United States Design Patent** (10) **Patent No.:** **US D568,988 S**  
**Galbraith** (45) **Date of Patent:** **\*\* May 13, 2008**

(54) **INJECTION DEVICE**

(75) Inventor: **Sofia Galbraith**, Solothurn (CH)

(73) Assignee: **TecPharma Licensing AG**, Burgdorf (CH)

(\*\*) Term: **14 Years**

(21) Appl. No.: **29/224,377**

(22) Filed: **Mar. 1, 2005**

(51) **LOC (8) Cl.** ..... **24-02**

(52) **U.S. Cl.** ..... **D24/114; D24/112**

(58) **Field of Classification Search** ..... D24/112–114,  
D24/146–147; 604/211, 218, 207, 208, 209,  
604/506, 185, 198, 132, 134–137; D19/43,  
D19/51, 55, 57; 606/181–182

See application file for complete search history.

(56) **References Cited**

**U.S. PATENT DOCUMENTS**

D428,650 S \* 7/2000 Bellhouse et al. .... D24/112

D428,651 S \* 7/2000 Andersson et al. .... D24/112

D434,848 S \* 12/2000 Bellhouse et al. .... D24/114

6,575,939 B1 \* 6/2003 Brunel ..... 604/187

D489,403 S \* 5/2004 Lin ..... D19/43

\* cited by examiner

*Primary Examiner*—Ian Simmons

*Assistant Examiner*—David G Muller

(74) *Attorney, Agent, or Firm*—David E. Bruhn; Dorsey & Whitney LLP

(57) **CLAIM**

The ornamental design for an injection device, as shown and described.

**DESCRIPTION**

FIG. 1 is a front end perspective view of the injection device of my new design;

FIG. 2 is a perspective view similar to that of FIG. 1 of the injection device of the present invention with the cap detail shown separated;

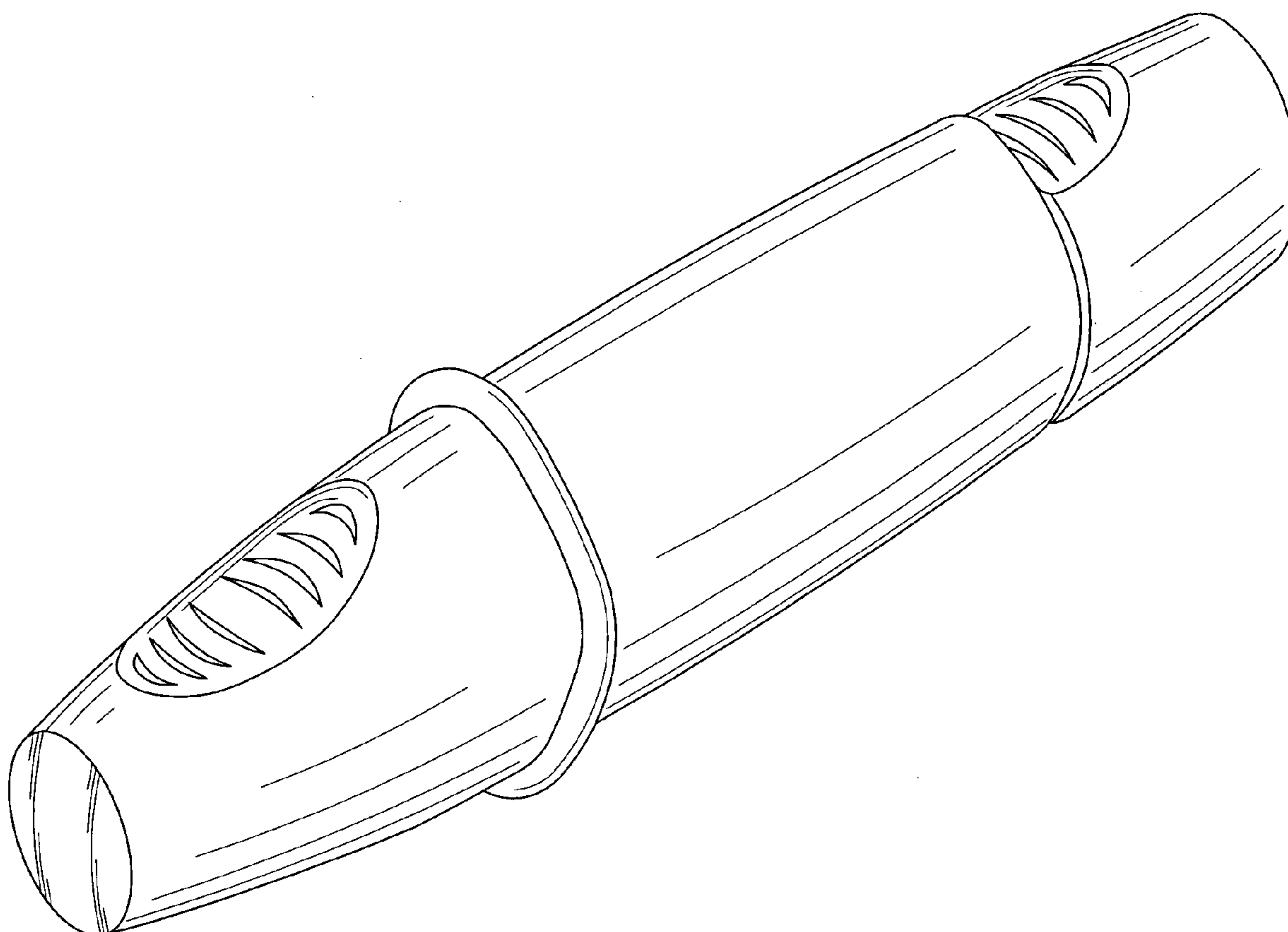
FIG. 3 is a top plan view of the injection device of FIG. 1;

FIG. 4 is a front elevation view thereof; and,

FIG. 5 is a left side elevation view thereof.

The broken line showing of parts of the drawings is included for the purpose of illustrating use and environment and forms no part of the claimed invention.

**1 Claim, 5 Drawing Sheets**



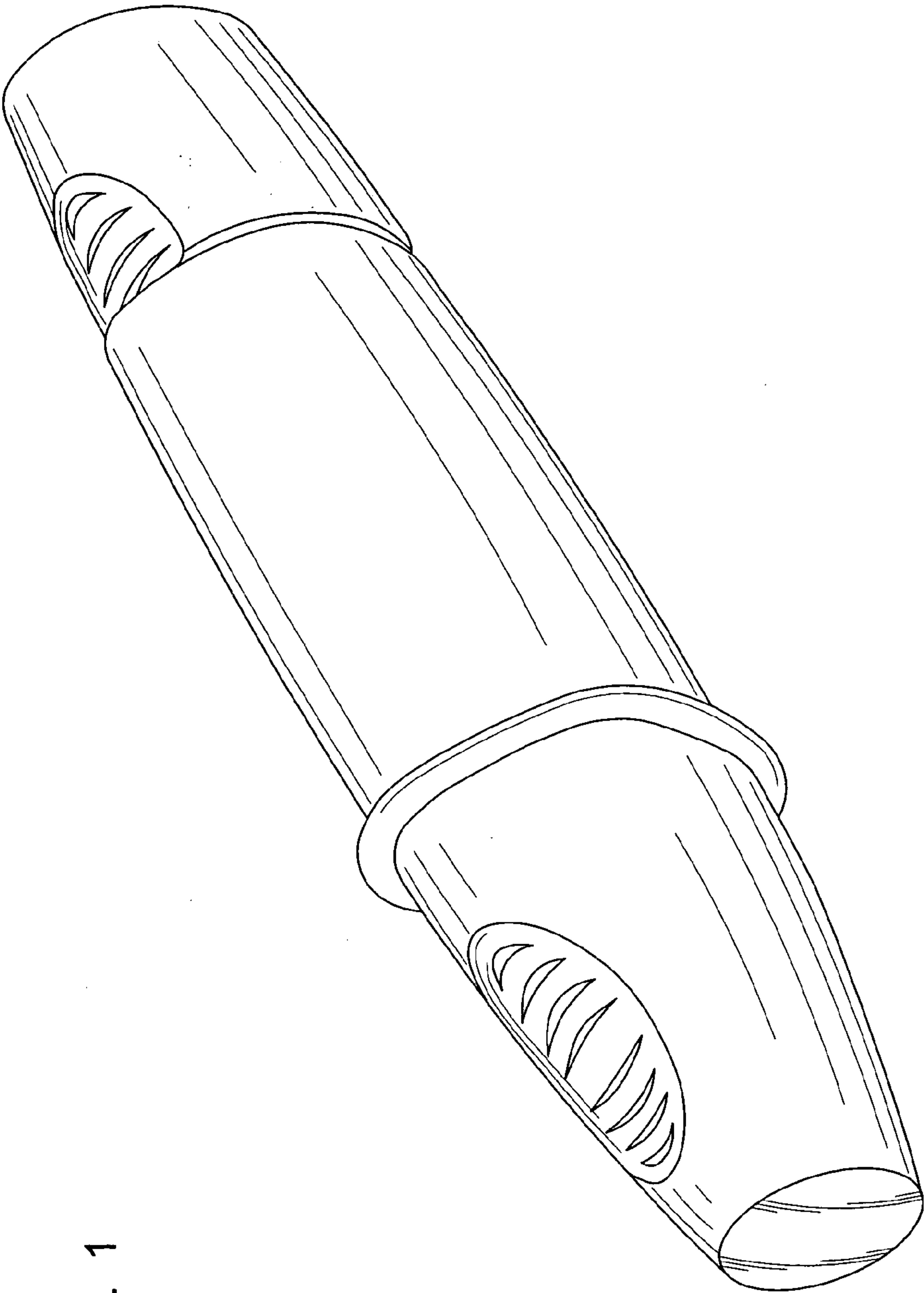
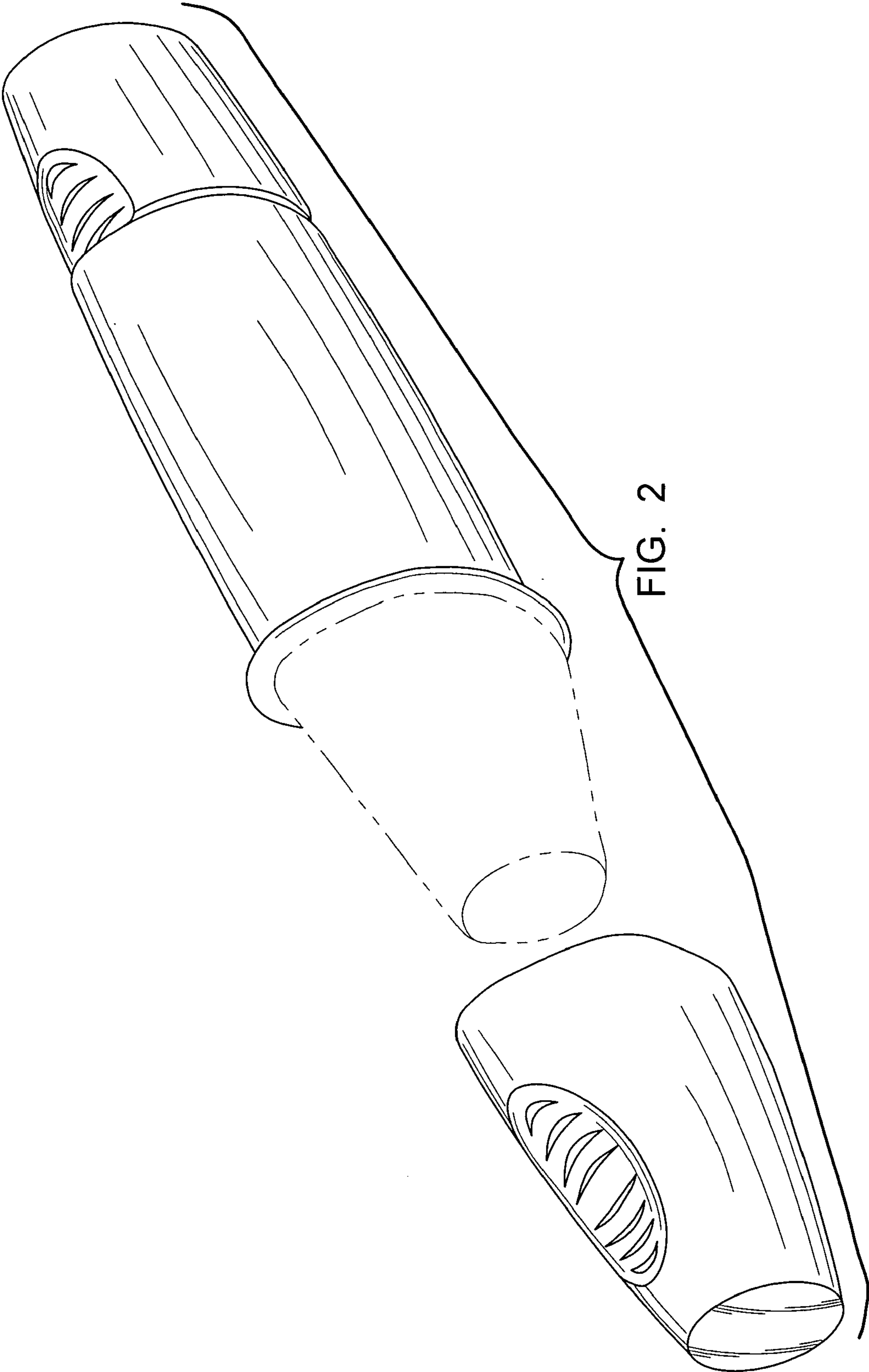


FIG. 1



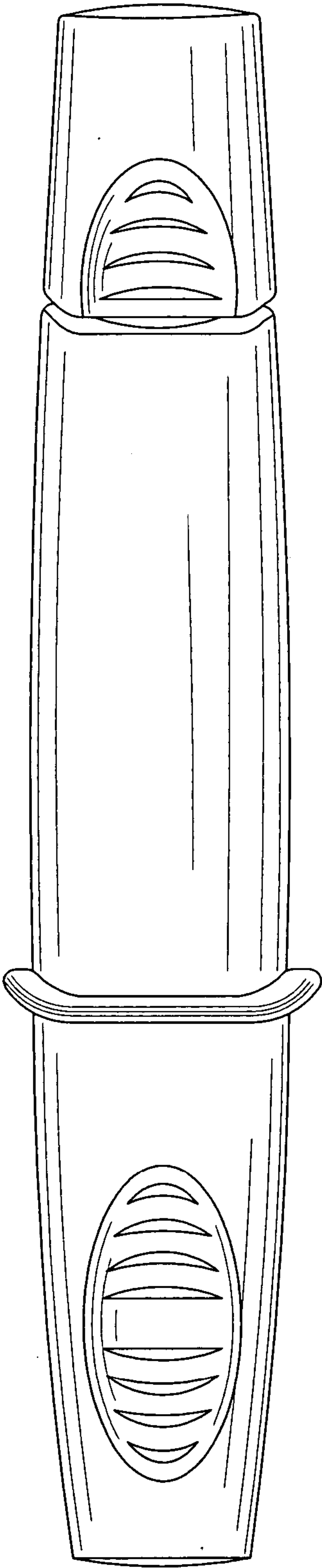


FIG. 3

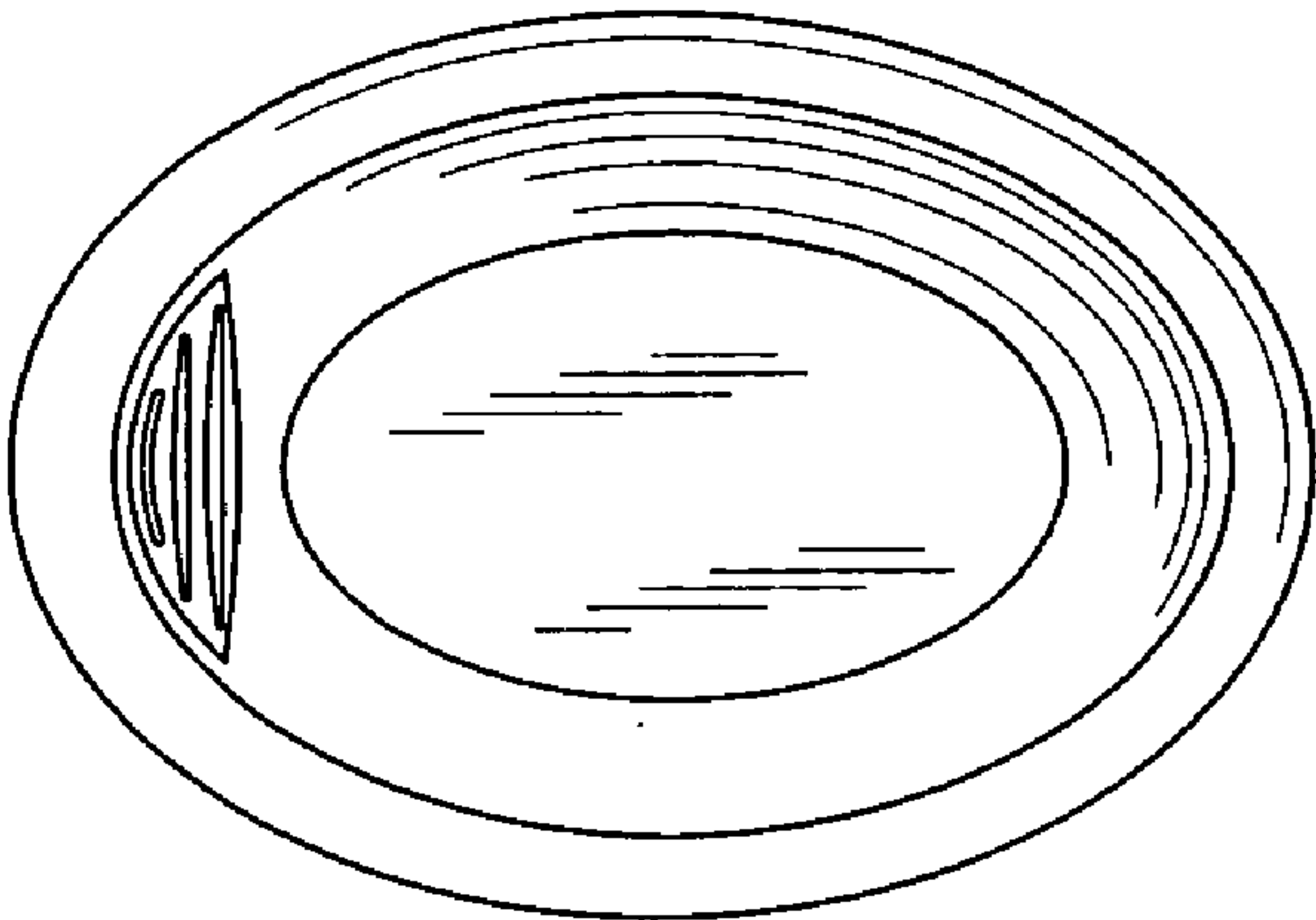


FIG. 4




FIG. 5