

US00D568981S

(12) **United States Design Patent**
Hidalgo

(10) **Patent No.:** **US D568,981 S**

(45) **Date of Patent:** **** May 13, 2008**

(54) **FINIAL**

(75) Inventor: **Rolando Hidalgo**, Orange, CA (US)

(73) Assignee: **Minka Lighting, Inc.**, Corona, CA (US)

(**) Term: **14 Years**

(21) Appl. No.: **29/283,003**

(22) Filed: **Aug. 3, 2007**

(51) **LOC (8) Cl.** **23-04**

(52) **U.S. Cl.** **D23/411**

(58) **Field of Classification Search** D23/377,
D23/379, 385, 411, 413; 416/5; D26/59,
D26/51, 72, 80-86, 73

See application file for complete search history.

(56) **References Cited**

U.S. PATENT DOCUMENTS

D510,431 S * 10/2005 Pickett D23/411

OTHER PUBLICATIONS

Minka Lavery Internet Catalog; Casa Cristina Model #N6003-476
printed from www.minkagroup.net on Nov. 2, 2007.

Minka Lavery Internet Catalog; Casa Cristina Model #N6011-476
printed from www.minkagroup.net on Nov. 2, 2007.

* cited by examiner

Primary Examiner—Lisa Lichtenstein

(74) *Attorney, Agent, or Firm*—Baker & McKenzie LLP

(57) **CLAIM**

The ornamental design for a finial, as shown and described.

DESCRIPTION

FIG. 1 is a bottom perspective view of a ceiling fan motor housing showing my new design in use;

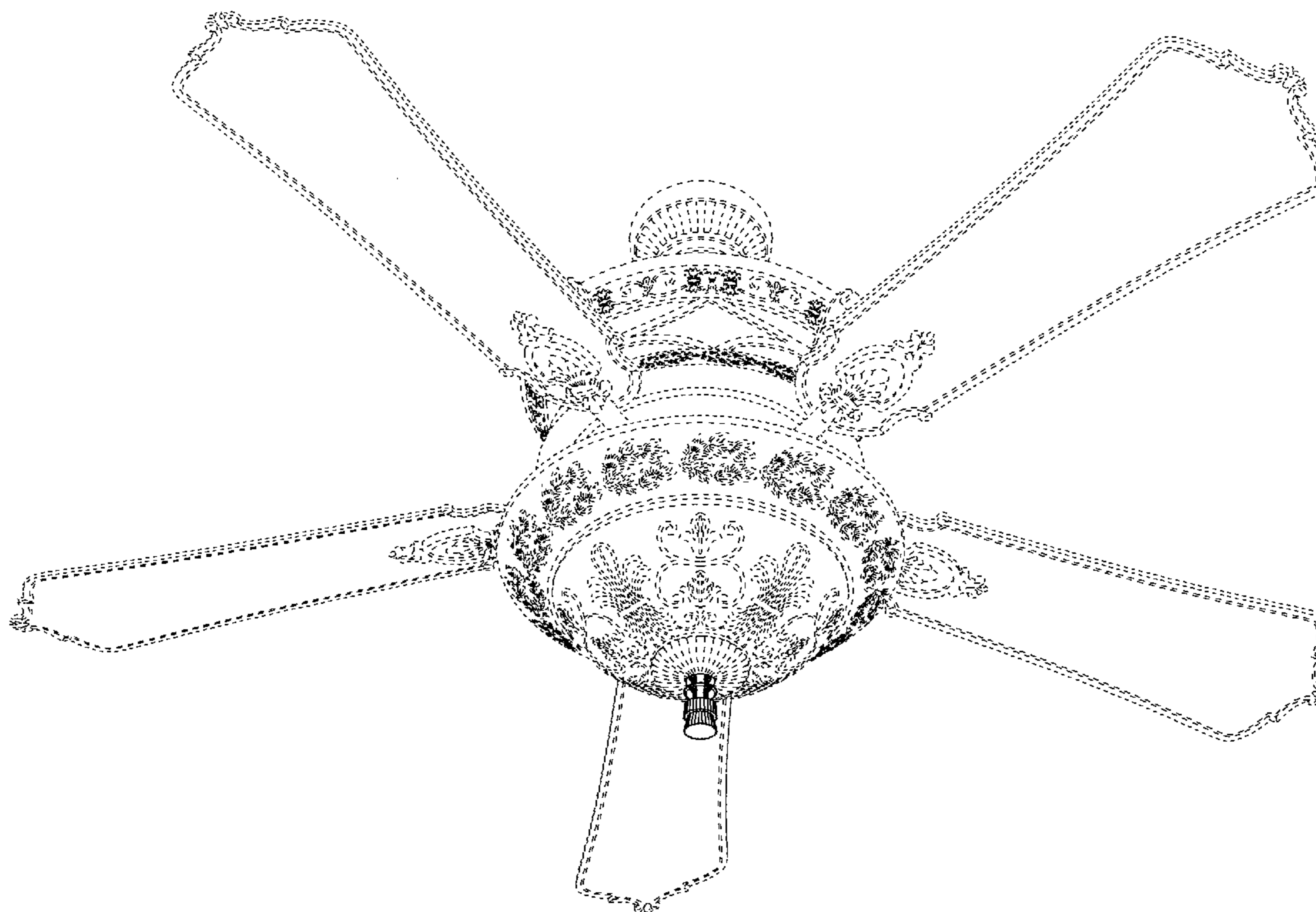
FIG. 2 is an enlarged bottom perspective view of the finial in accordance with my design;

FIG. 3 is an enlarged side elevation view of the finial in accordance with my design, all sides being substantially identical; and,

FIG. 4 is an enlarged bottom plan view of the finial in accordance with my design.

The broken line showing of the ceiling fan is included for the purpose of illustrating environmental structure and forms no part of the claimed design.

1 Claim, 2 Drawing Sheets



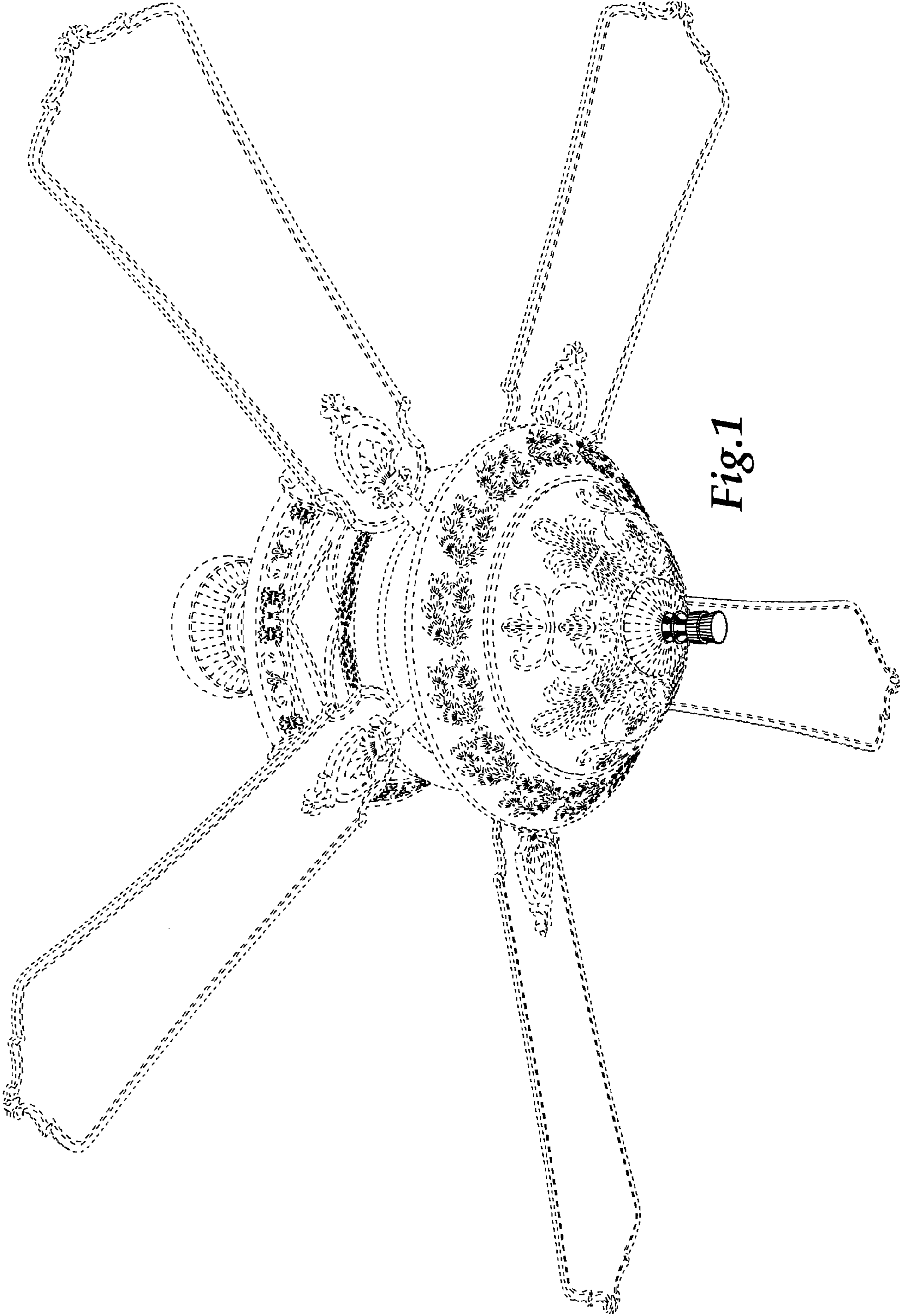


Fig. 1




Fig.2

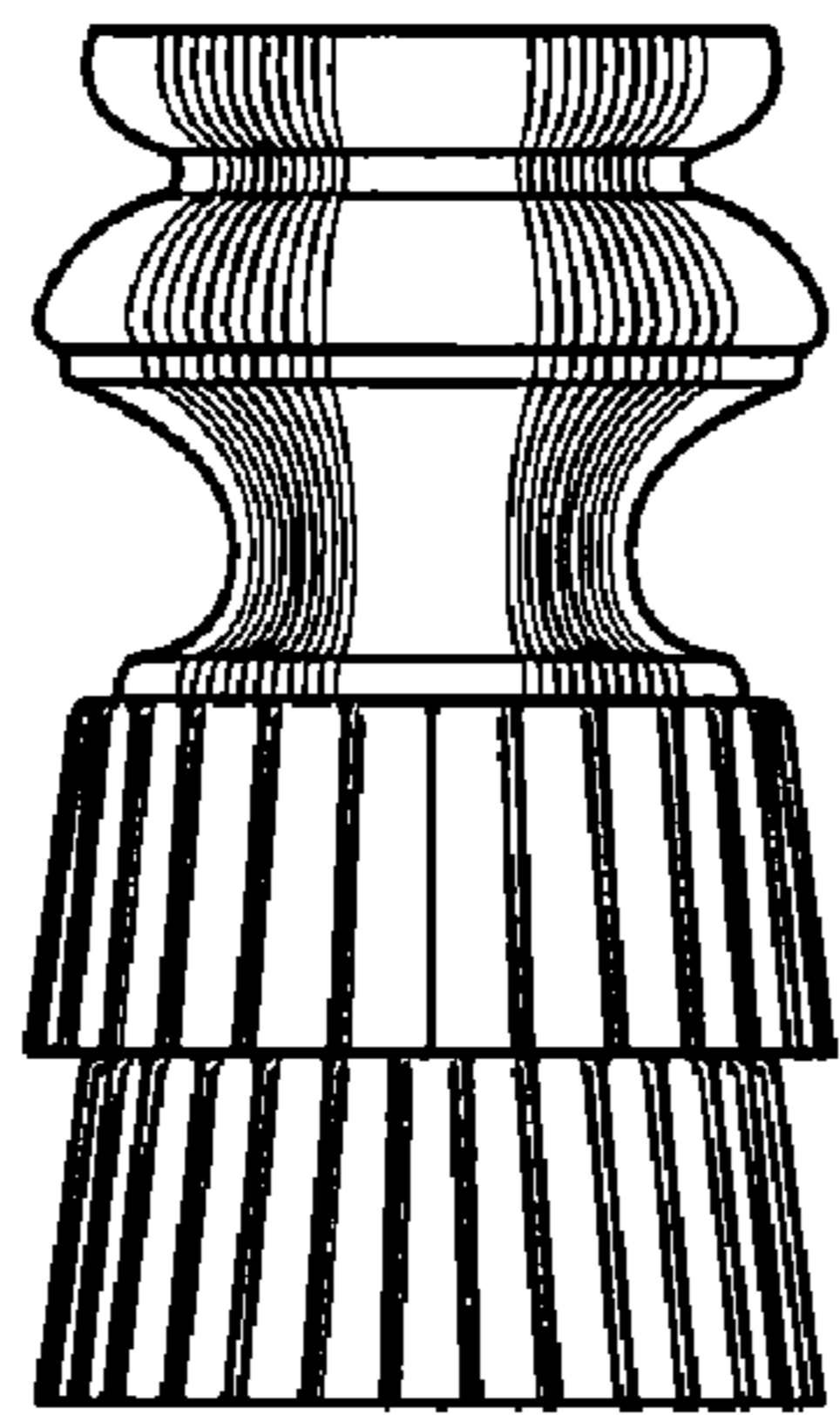


Fig.3

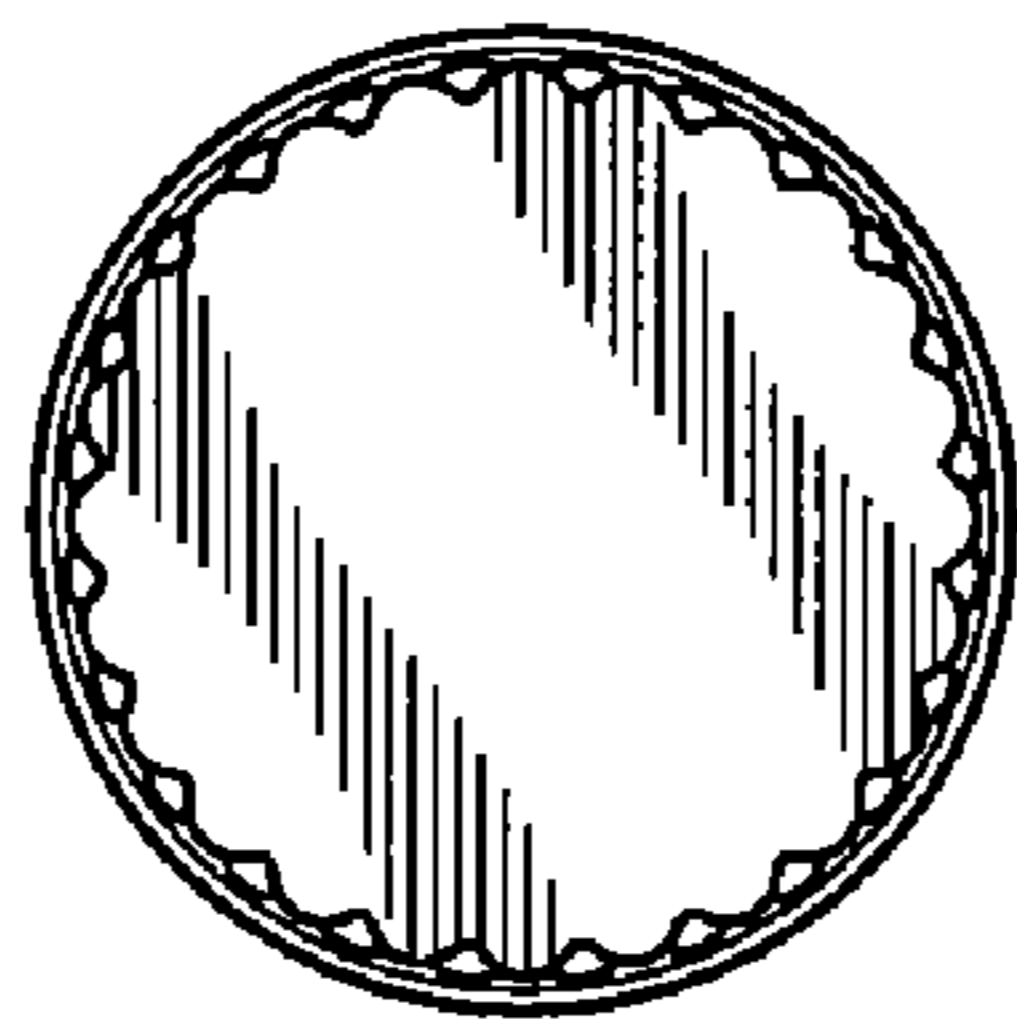


Fig.4