



US00D568980S

(12) **United States Design Patent**  
**Graham**

(10) **Patent No.:** **US D568,980 S**

(45) **Date of Patent:** **\*\* May 13, 2008**

(54) **PEDESTAL**

(75) Inventor: **William B. Graham**, Hamilton, NY  
(US)

(73) Assignee: **Hunter Fan Company**, Memphis, TN  
(US)

(\*\*) Term: **14 Years**

(21) Appl. No.: **29/255,712**

(22) Filed: **Mar. 10, 2006**

(51) **LOC (8) Cl.** ..... **23-04**

(52) **U.S. Cl.** ..... **D23/411**

(58) **Field of Classification Search** ..... D23/411,  
D23/378, 382, 381; 416/247 R, 246  
See application file for complete search history.

(56) **References Cited**

**U.S. PATENT DOCUMENTS**

D48,710 S	3/1916	Crucet	
D83,636 S	3/1931	Meyer	
D104,940 S	6/1937	Hueglin	
D110,042 S	6/1938	Wiley	
D189,453 S *	12/1960	Sheppard	..... D6/417

D253,931 S *	1/1980	DeVischer et al.	..... D6/488
D341,196 S	11/1993	Cheslock	
D462,119 S	8/2002	Stauffer	
D482,770 S *	11/2003	Bucher et al.	..... D23/378
D513,800 S *	1/2006	Frampton et al.	..... D23/411

\* cited by examiner

*Primary Examiner*—Lisa Lichtenstein

(74) *Attorney, Agent, or Firm*—Baker Donelson et al

(57) **CLAIM**

The ornamental design for a pedestal, as shown and described.

**DESCRIPTION**

FIG. 1 is a perspective view of a pedestal showing my new design.

FIG. 2 is a left side view thereof, the right side view being a mirror image thereof.

FIG. 3 is a front view thereof, the rear view being a mirror image thereof.

FIG. 4 is an enlarged top view thereof; and,

FIG. 5 is an enlarged bottom view thereof.

**1 Claim, 3 Drawing Sheets**

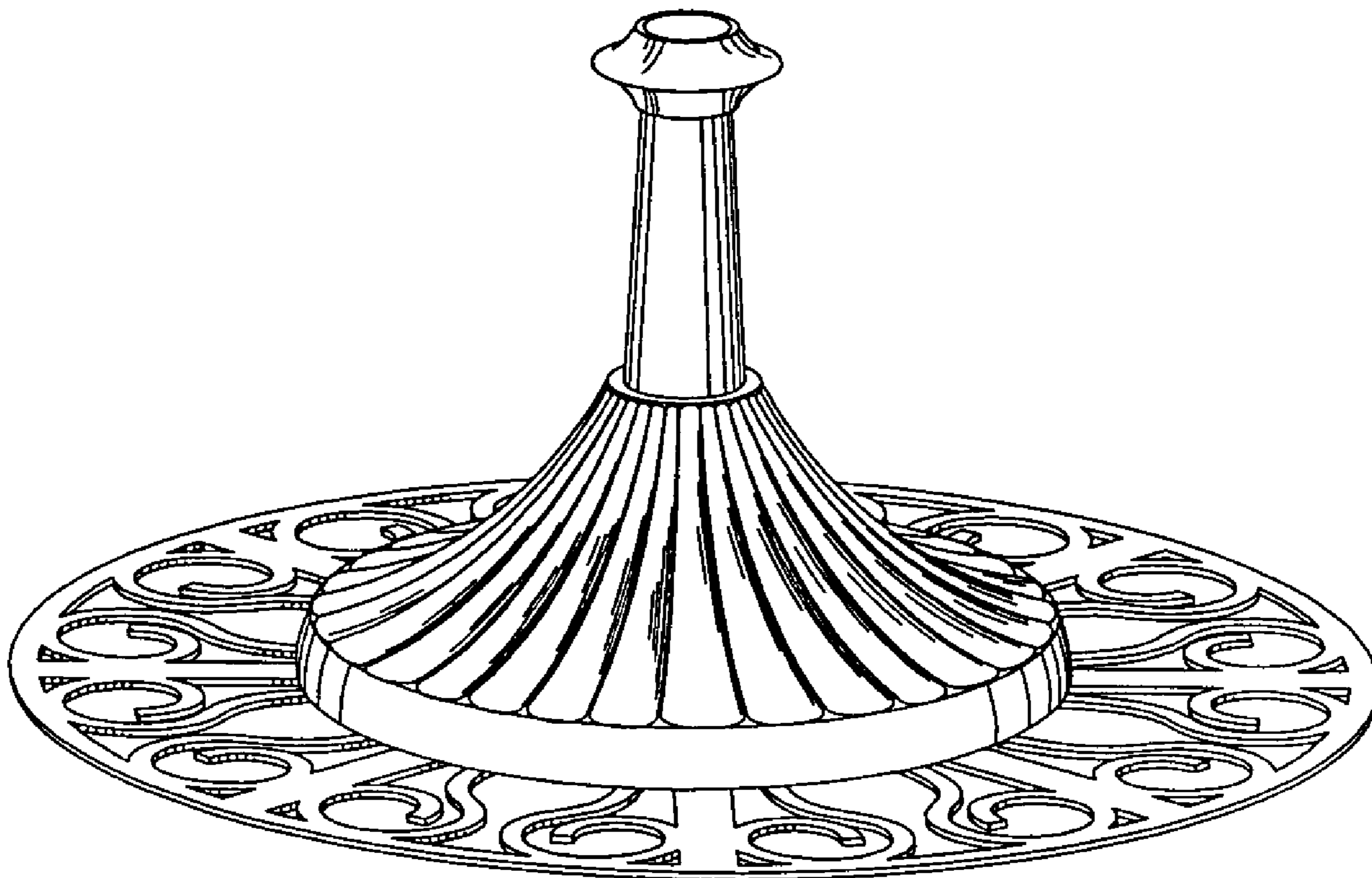


Fig. 1




Fig. 2

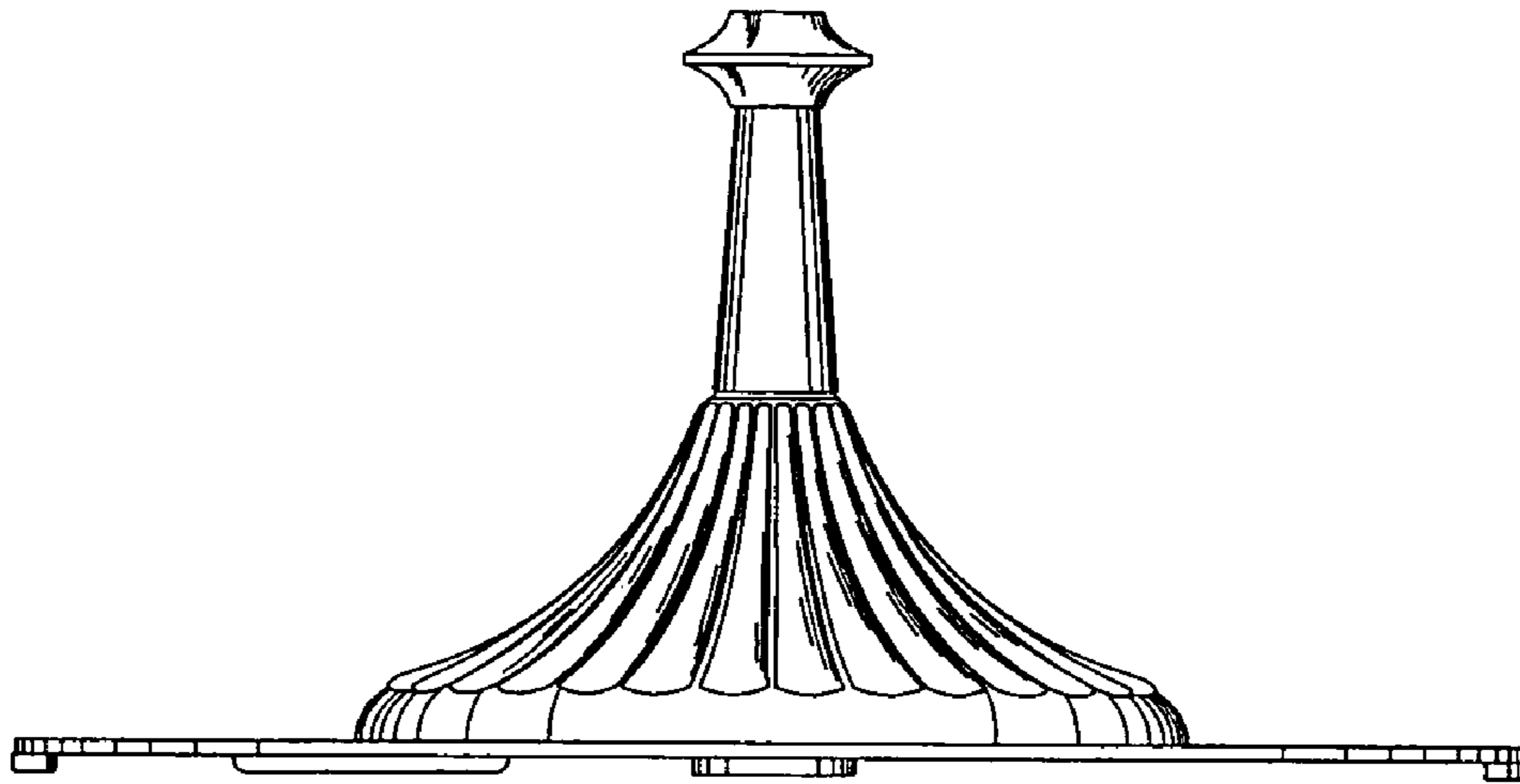


Fig. 3

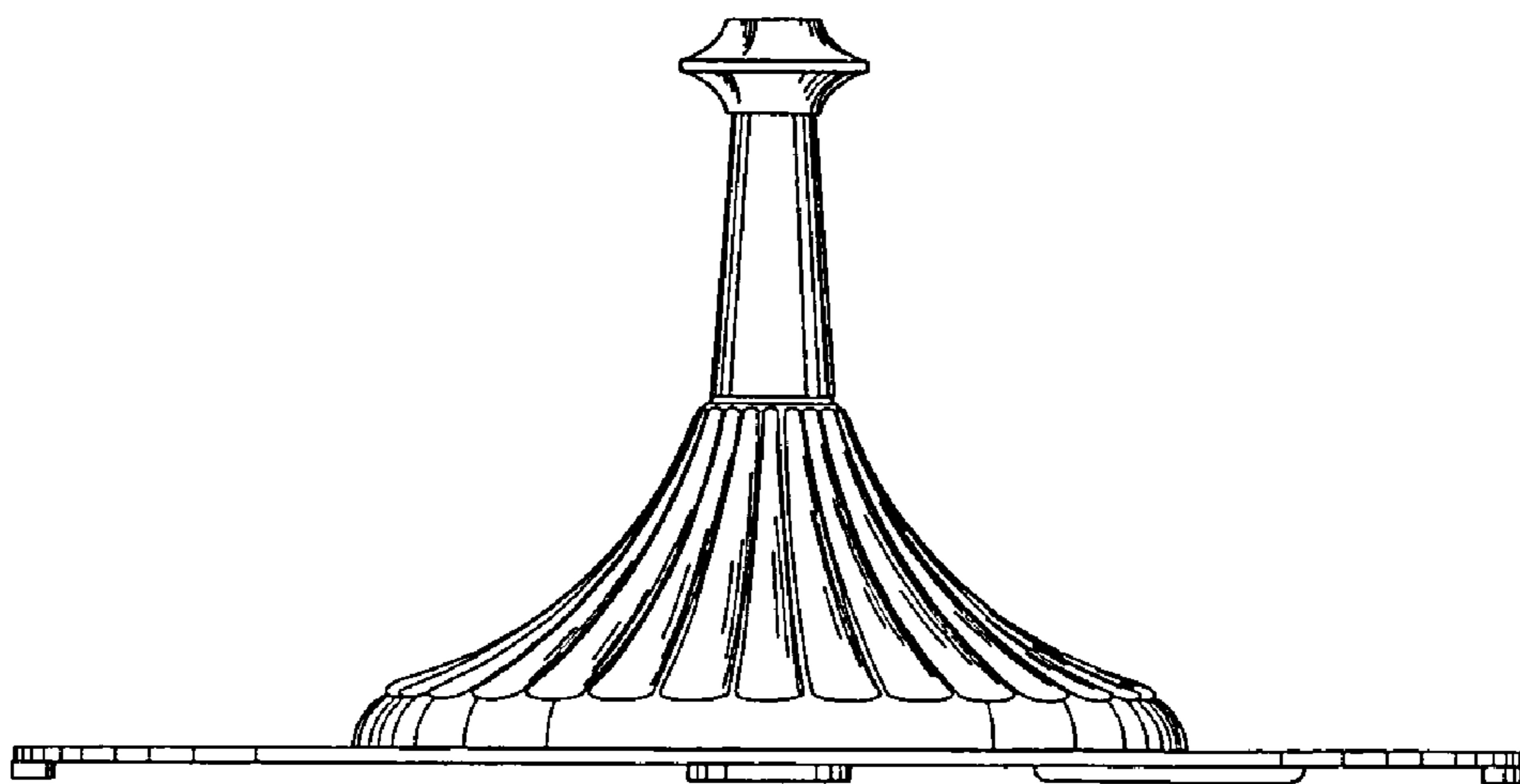


Fig. 5




Fig. 4

