



US00D568978S

(12) **United States Design Patent**
Kennedy et al.

(10) **Patent No.:** **US D568,978 S**

(45) **Date of Patent:** **** May 13, 2008**

(54) **AIR FRESHENER DEVICE**

(75) Inventors: **David Kennedy**, Parsippany, NJ (US);
Paul Newton, Hull (GB); **William Smith**, London (GB)

(73) Assignee: **Reckitt Benckiser (UK) Limited**,
Slough, Berkshire (GB)

(**) Term: **14 Years**

(21) Appl. No.: **29/295,451**

(22) Filed: **Sep. 28, 2007**

D473,638 S *	4/2003	Cruver, IV	D23/366
D474,268 S *	5/2003	Choke-arpornchai et al.	...	D23/366
D477,065 S *	7/2003	Lonczak et al.	D23/366
D491,256 S *	6/2004	Fellows et al.	D23/366
D501,546 S *	2/2005	Cruver et al.	D23/366
D502,540 S *	3/2005	Cruver et al.	D23/366
D510,423 S *	10/2005	Caserta et al.	D23/366
D512,136 S *	11/2005	Wefler	D23/366
D512,769 S *	12/2005	Wefler	D23/366
6,976,637 B2 *	12/2005	Massimo	239/44
D533,930 S *	12/2006	Keller et al.	D23/366
D537,929 S *	3/2007	Muderlak et al.	D23/366

Related U.S. Application Data

(63) Continuation of application No. 29/275,307, filed on Dec. 20, 2006, now abandoned.

Foreign Application Priority Data

Jun. 26, 2006 (EM) 000550397-0001

(51) **LOC (8) Cl.** **28-99**

(52) **U.S. Cl.** **D23/366**

(58) **Field of Classification Search** 261/DIG. 17, 261/DIG. 42, DIG. 65, DIG. 88, DIG. 89; D23/355-369; D28/5, 6; 392/341, 342, 392/386, 390, 392, 393, 394, 401; 239/34, 239/35, 42, 60, 53-58, 136, 326; D11/43, D11/79

See application file for complete search history.

References Cited

U.S. PATENT DOCUMENTS

D469,862 S * 2/2003 Cruver et al. D23/366

* cited by examiner

Primary Examiner—Sandra Snapp

(57) **CLAIM**

The ornamental design for an air freshener device, as shown and described.

DESCRIPTION

FIG. 1 is a front and left side perspective view of an air freshener device;

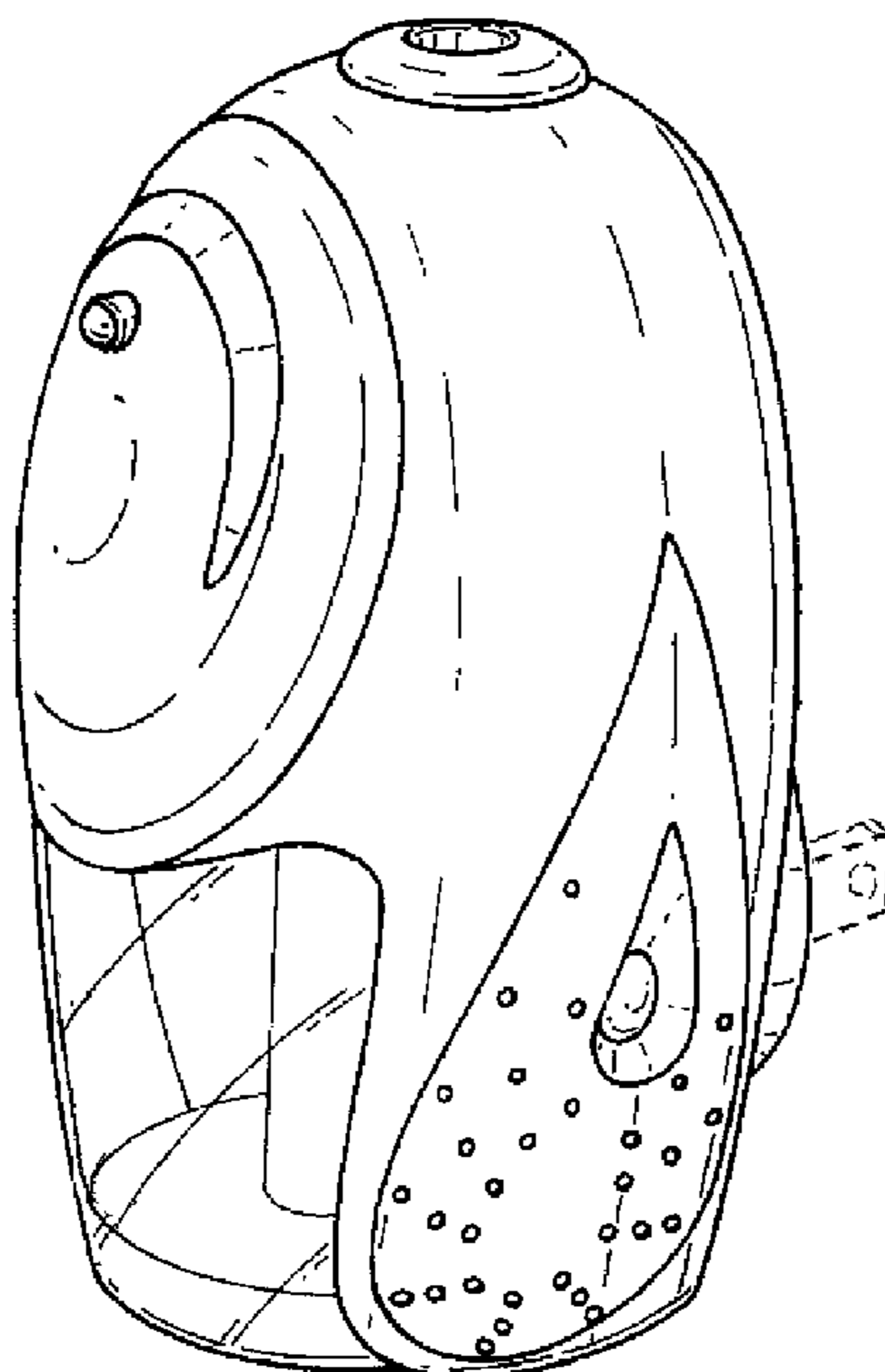
FIG. 2 is an elevational view of the right side thereof;

FIG. 3 is an elevational view of the rear thereof; and,

FIG. 4 is a plan view of the bottom thereof.

The broken lines shown in the drawings are for illustrative purposes only and form no part of the claimed design.

1 Claim, 3 Drawing Sheets



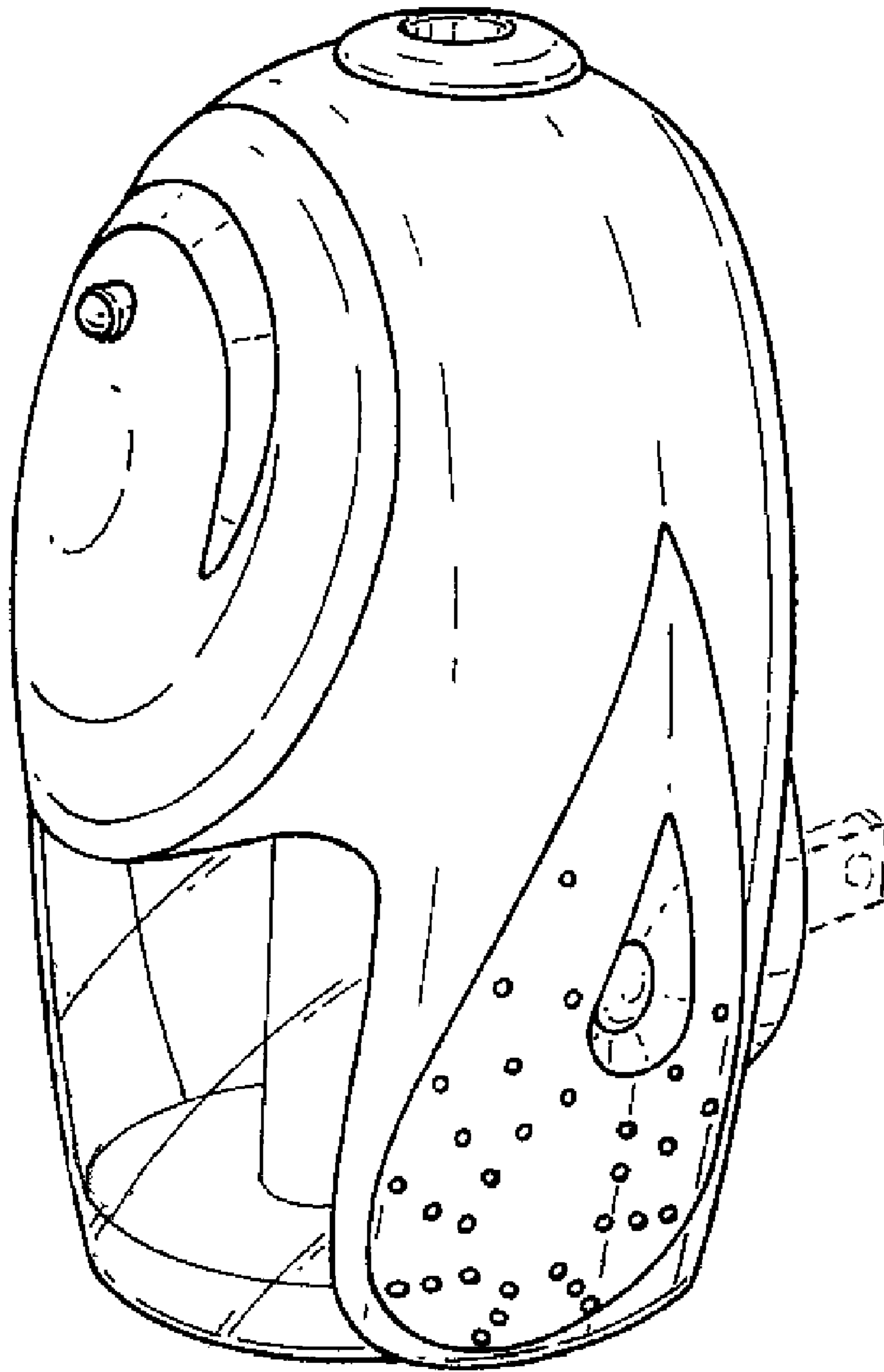


Fig. 1

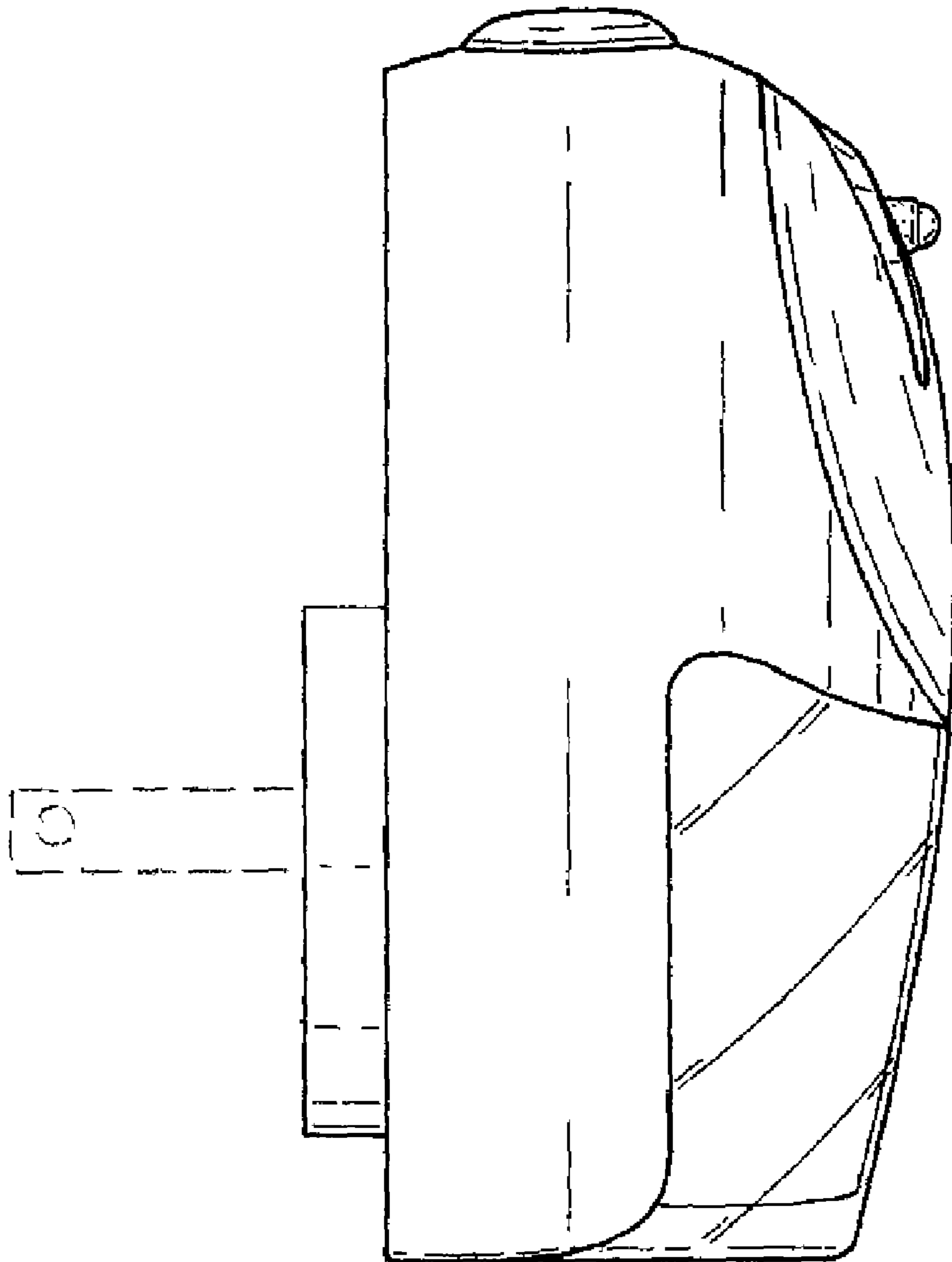


Fig. 2

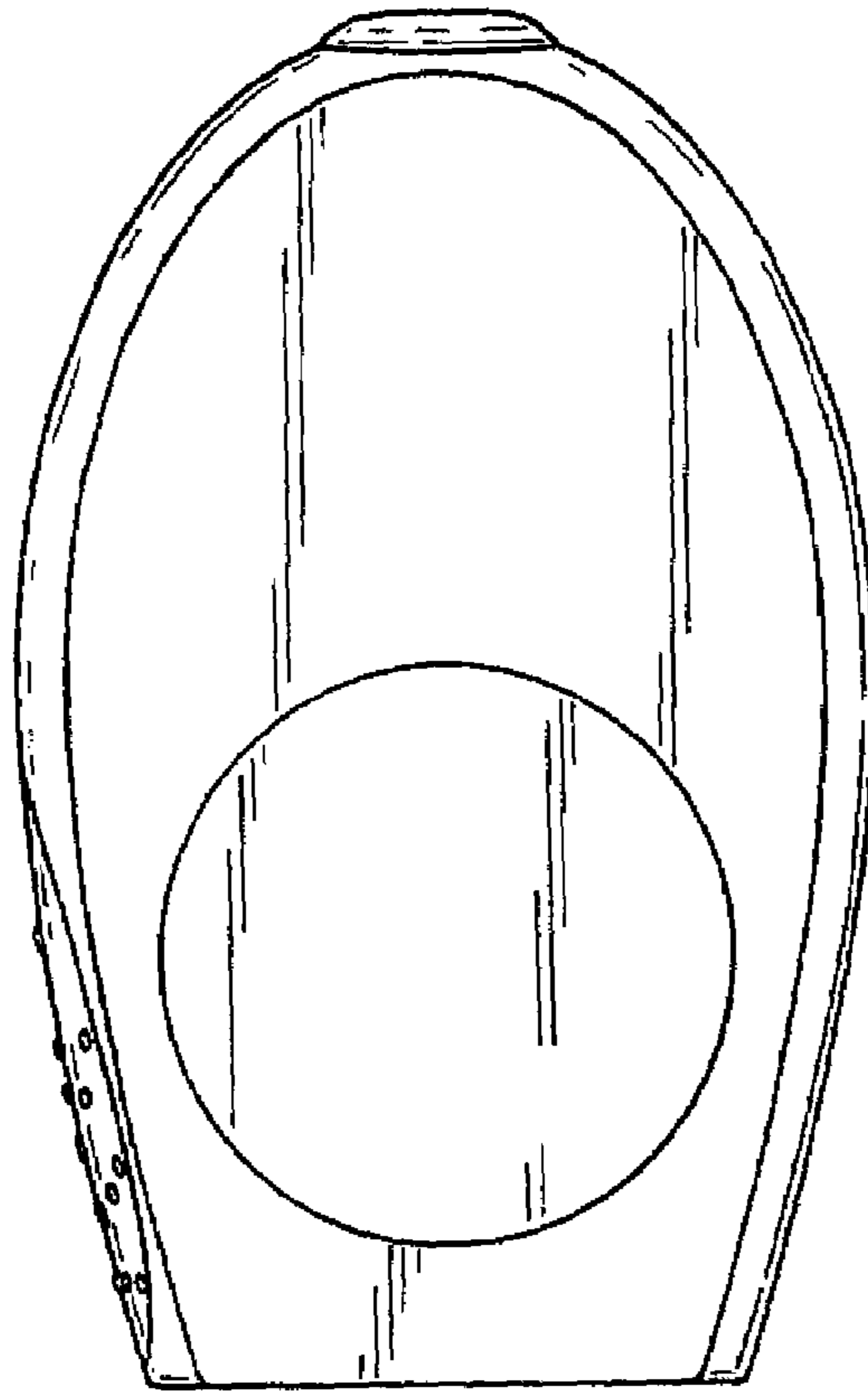


Fig. 3

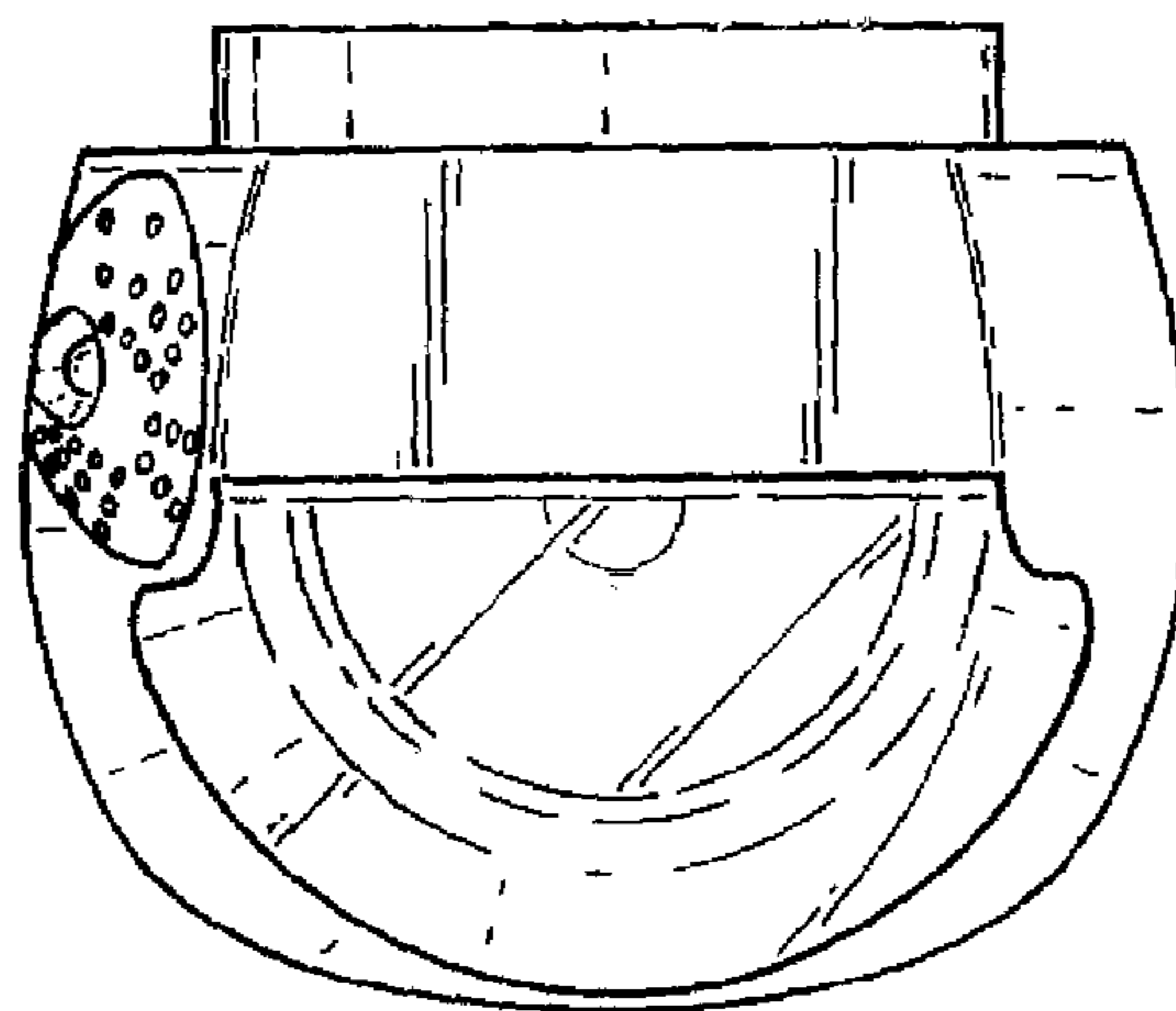


Fig. 4