



US00D568948S

(12) **United States Design Patent**
Johnson et al.

(10) **Patent No.:** **US D568,948 S**

(45) **Date of Patent:** **** May 13, 2008**

(54) **STUFFED TOY WITH DETACHABLE APPENDAGES**

D534,225 S * 12/2006 Standley D21/655

* cited by examiner

(76) Inventors: **Jason R. Johnson**, 418 S. Fourth St., -
#4, Mankato, MN (US) 56001; **Adam**
W. Kittelson, 10750 Butternut Cir.,
NW., Coon Rapids, MN (US) 55448

Primary Examiner—Sandra L. Morris

(74) *Attorney, Agent, or Firm*—Charles A. Lemaire;
Lemaire Patent Law Firm, P.L.L.C.

(**) Term: **14 Years**

(57) **CLAIM**

(21) Appl. No.: **29/249,534**

We claim the ornamental design for a stuffed toy with detachable appendages, as shown and described.

(22) Filed: **Oct. 10, 2006**

DESCRIPTION

(51) **LOC (8) Cl.** **21-01**

(52) **U.S. Cl.** **D21/576**; D21/656

(58) **Field of Classification Search** D21/576–578,
D21/584–592, 655–656; D11/158; 446/72,
446/97–98, 100, 268

FIG. 1 is a front left perspective view of a stuffed toy with detachable appendages, shown with appendages attached, showing the new design;

FIG. 2 shows a front elevation view thereof;

FIG. 3 shows a back elevation view thereof;

FIG. 4 shows a side elevation view thereof;

FIG. 5 shows a top plan view thereof;

FIG. 6 shows a bottom plan view thereof; and,

FIG. 7 is a front-left perspective view of the stuffed toy with detachable appendages, with appendages detached.

See application file for complete search history.

In the FIGS. 1–7, the broken line illustration of the environmental structure forms no part of the claimed invention.

(56) **References Cited**

U.S. PATENT DOCUMENTS

4,208,832	A *	6/1980	Corriveau	446/100
D408,474	S *	4/1999	Giornalista	D21/656
5,897,420	A *	4/1999	Lawrence et al.	446/100
D430,767	S *	9/2000	Rosenstadt et al.	D21/656
6,887,120	B2 *	5/2005	Shamitoff	446/99
D522,593	S *	6/2006	Kennedy	D21/655
D532,839	S *	11/2006	Gary	D21/655

1 Claim, 7 Drawing Sheets




FIG. 1




FIG. 2




FIG. 3

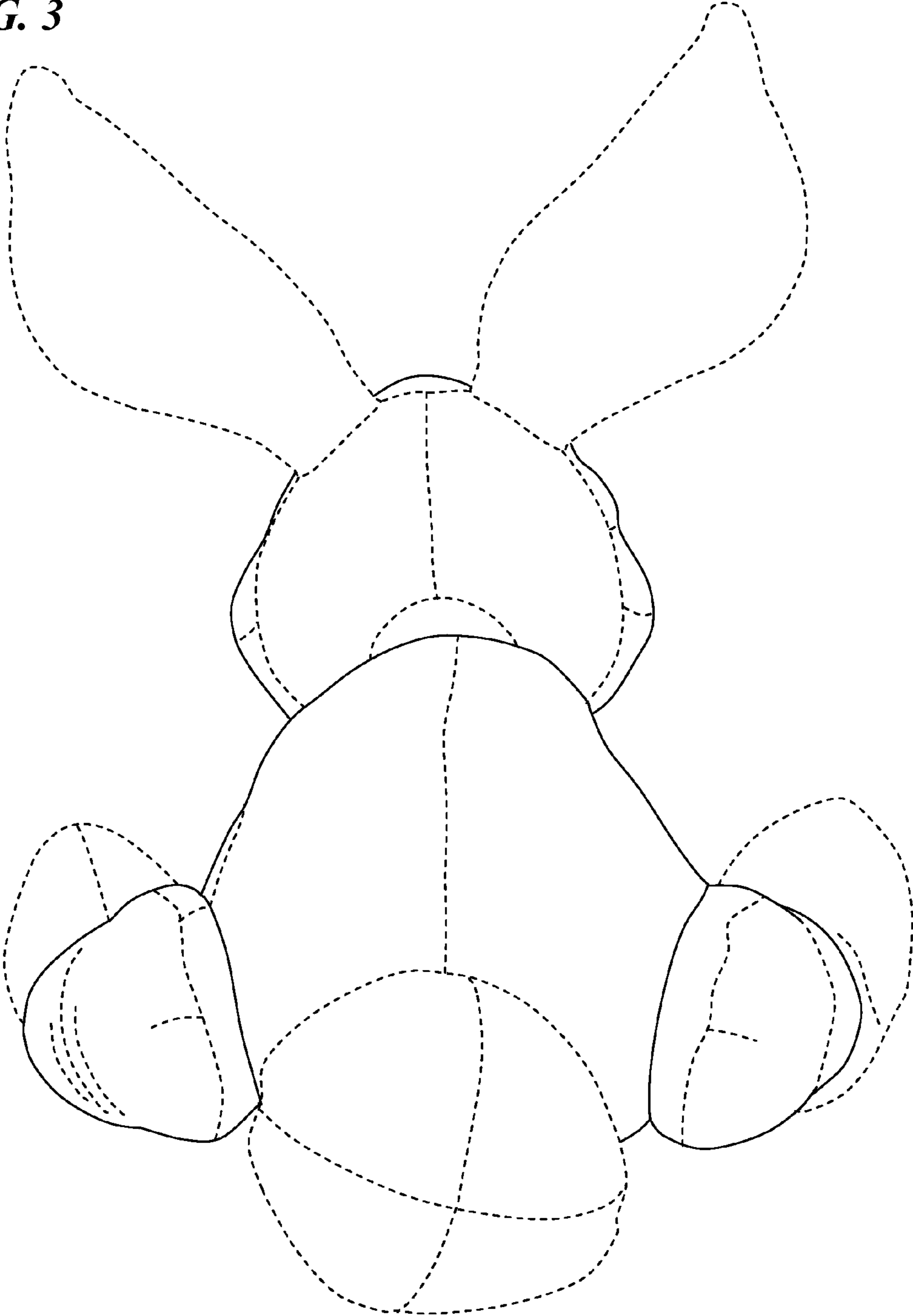


FIG. 4




FIG. 5

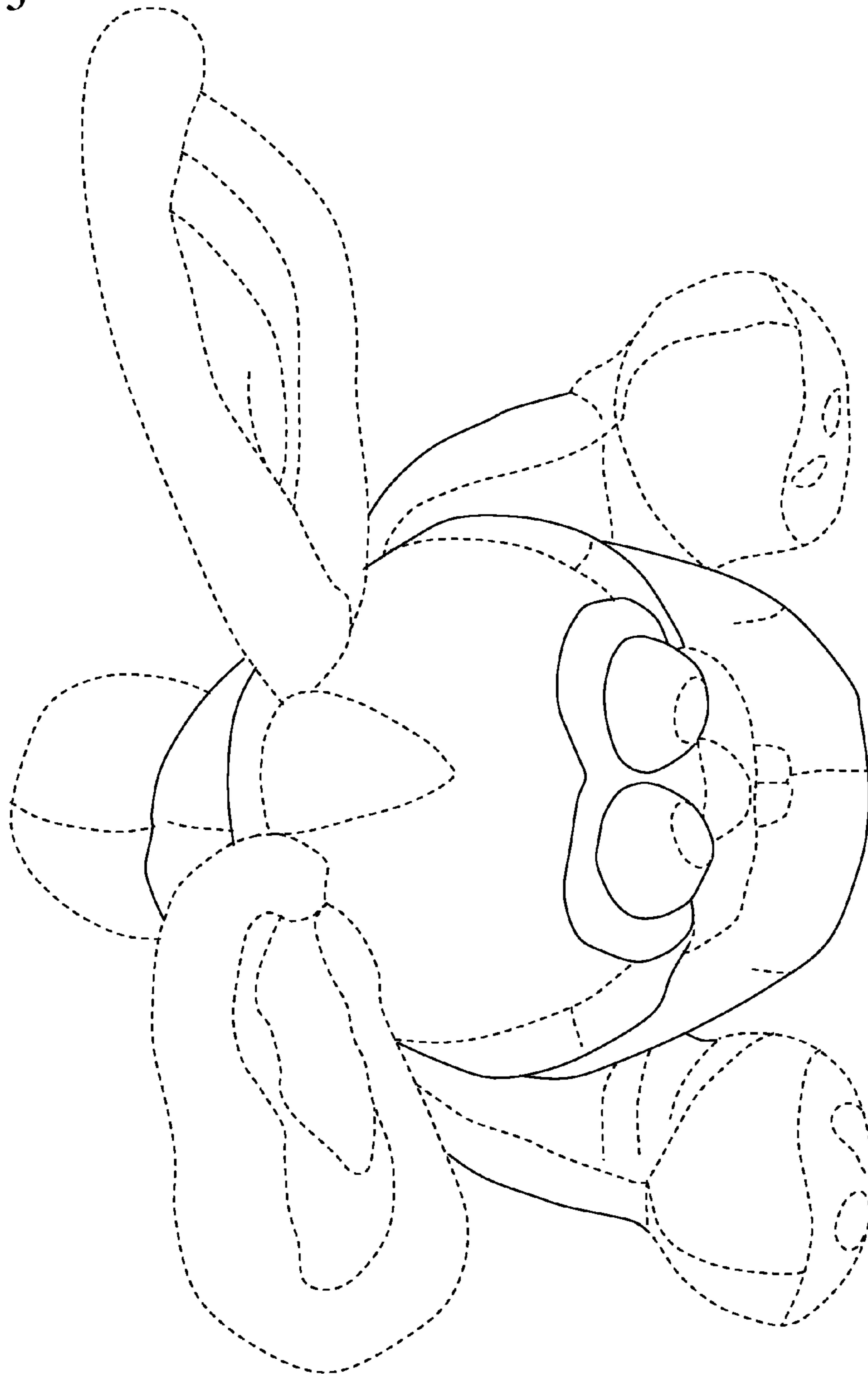


FIG. 6

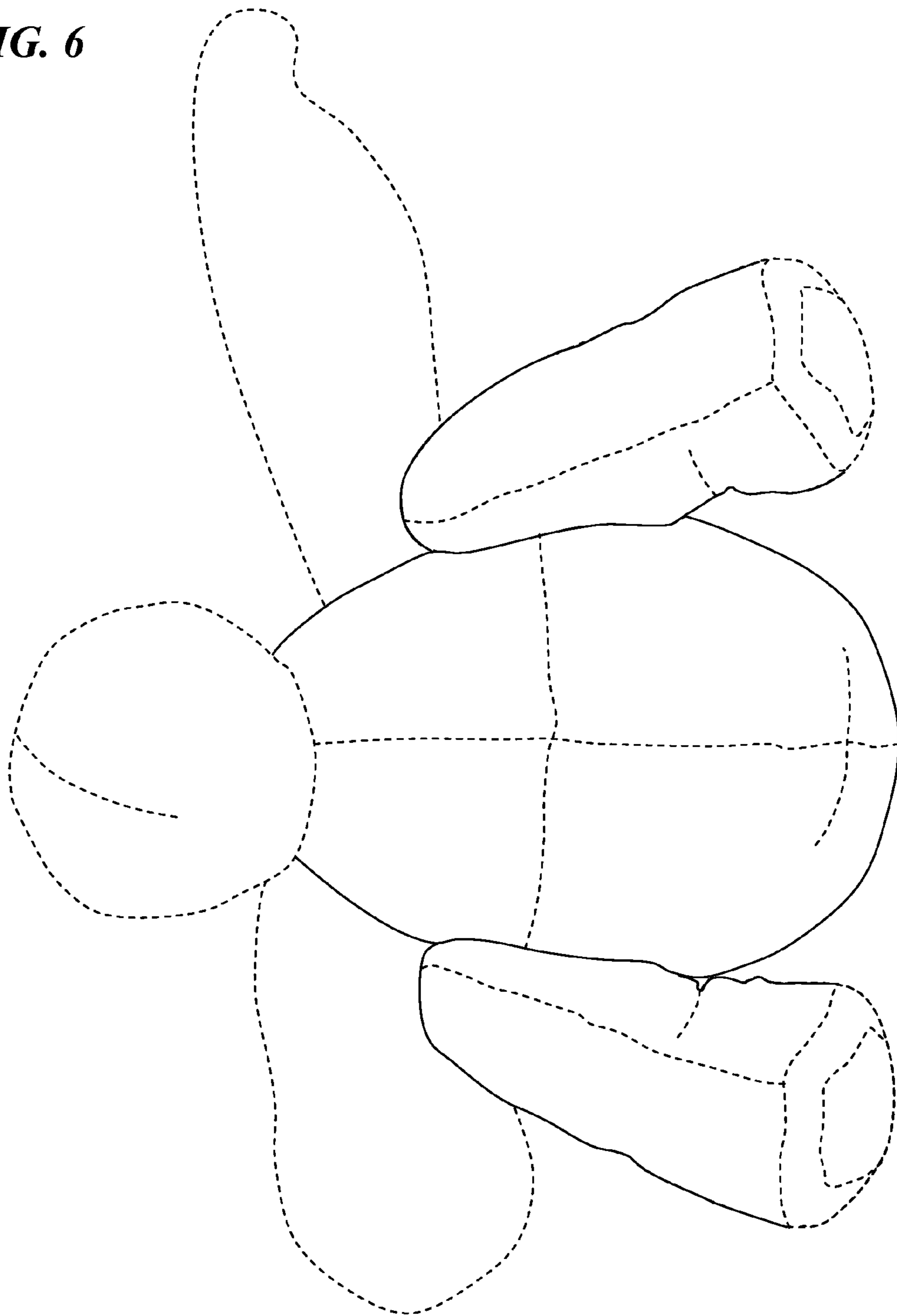


FIG. 7

