

US00D568938S

(12) **United States Design Patent**
Achzet et al.

(10) **Patent No.:** **US D568,938 S**

(45) **Date of Patent:** **** May 13, 2008**

(54) **WRITING INSTRUMENT**

(75) Inventors: **Joseph E. Achzet**, Gloversville, NY (US); **Margaret E. Enzien**, Mechanicville, NY (US); **Michael J. Terenzetti**, Saratoga Springs, NY (US)

(73) Assignee: **Holland USA, Inc.**, North Mankato, MN (US)

(**) Term: **14 Years**

(21) Appl. No.: **29/268,098**

(22) Filed: **Oct. 30, 2006**

(51) **LOC (8) Cl.** **19-06**

(52) **U.S. Cl.** **D19/55**

(58) **Field of Classification Search** D19/35,
D19/36, 41-51, 53-57; 24/11 R, 11 F, 11 P;
401/52, 99, 100, 104, 105, 106, 107, 108,
401/109, 192, 195, 196

See application file for complete search history.

(56) **References Cited**

U.S. PATENT DOCUMENTS

D454,590 S *	3/2002	Sakuno	D19/57
D465,238 S *	11/2002	Qiu	D19/50
D471,931 S *	3/2003	Lecce	D19/51
D476,034 S *	6/2003	Rommel	D19/55
D478,125 S *	8/2003	Chen	D19/50
D480,423 S *	10/2003	Kung	D19/51
D497,180 S *	10/2004	Cetera	D19/36
D500,522 S *	1/2005	Rommel	D19/51
D501,507 S *	2/2005	Lecce	D19/51
D501,509 S *	2/2005	Lecce	D19/51
D502,507 S *	3/2005	Wang	D19/50
D510,104 S *	9/2005	Qiu	D19/47

D521,555 S *	5/2006	Santa Maria et al.	D19/50
D534,955 S *	1/2007	Huxiong	D19/50
D538,343 S *	3/2007	Morton et al.	D19/50
D540,866 S *	4/2007	Qiu	D19/48
D544,915 S *	6/2007	Santa Maria et al.	D19/55
D548,281 S *	8/2007	Tien	D19/50
D548,791 S *	8/2007	Santa Maria et al.	D19/55

FOREIGN PATENT DOCUMENTS

DE DM/061859 * 9/2002

* cited by examiner

Primary Examiner—Elizabeth A Albert

(74) *Attorney, Agent, or Firm*—Moore & Hansen; Peter R. Forrest

(57) **CLAIM**

We claim the ornamental design for a writing instrument, as shown and described.

DESCRIPTION

FIG. 1 is a perspective view of a writing instrument showing our new design;

FIG. 2 is a front view of the same;

FIG. 3 is a back view of the same;

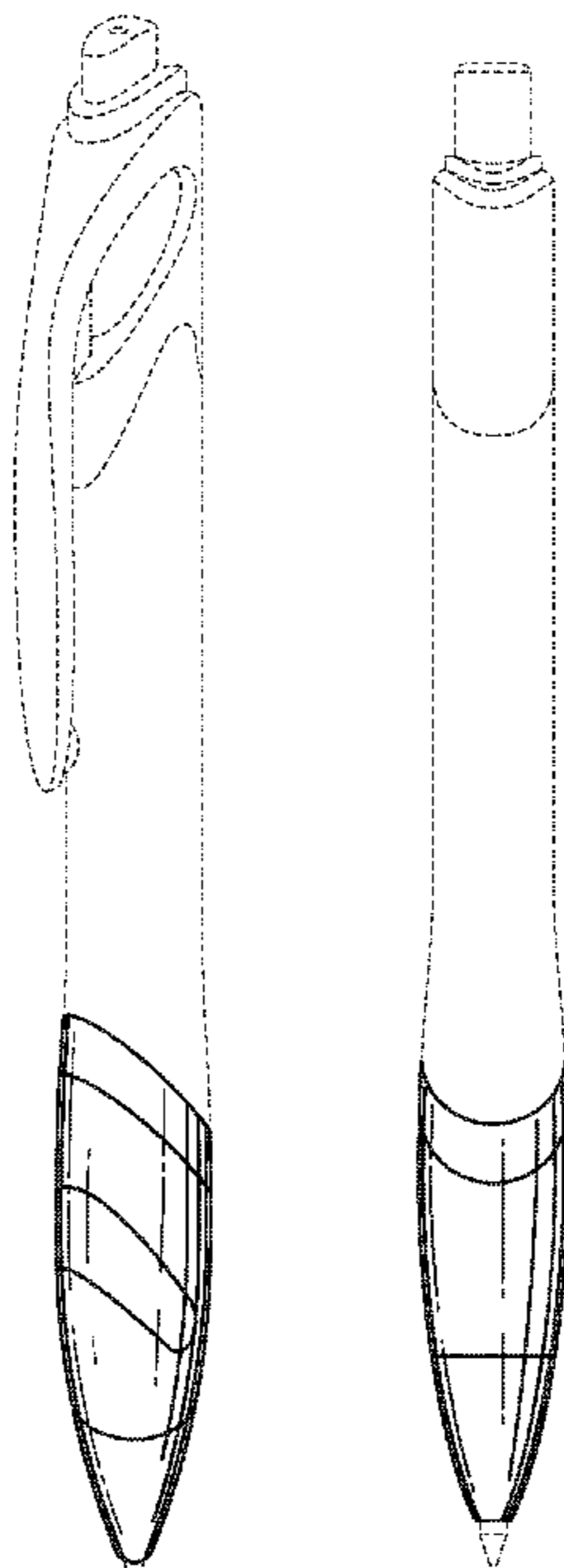
FIG. 4 is a right side view of the same, the left side view being a mirror image of the right side view;

FIG. 5 is a top view of the same; and,

FIG. 6 is a bottom view of the same.

Portions of the writing instrument shown in broken lines are for illustrative purposes only, and form no part of the claimed design.

1 Claim, 3 Drawing Sheets






Fig. 1




Fig. 2




Fig. 3




Fig. 4

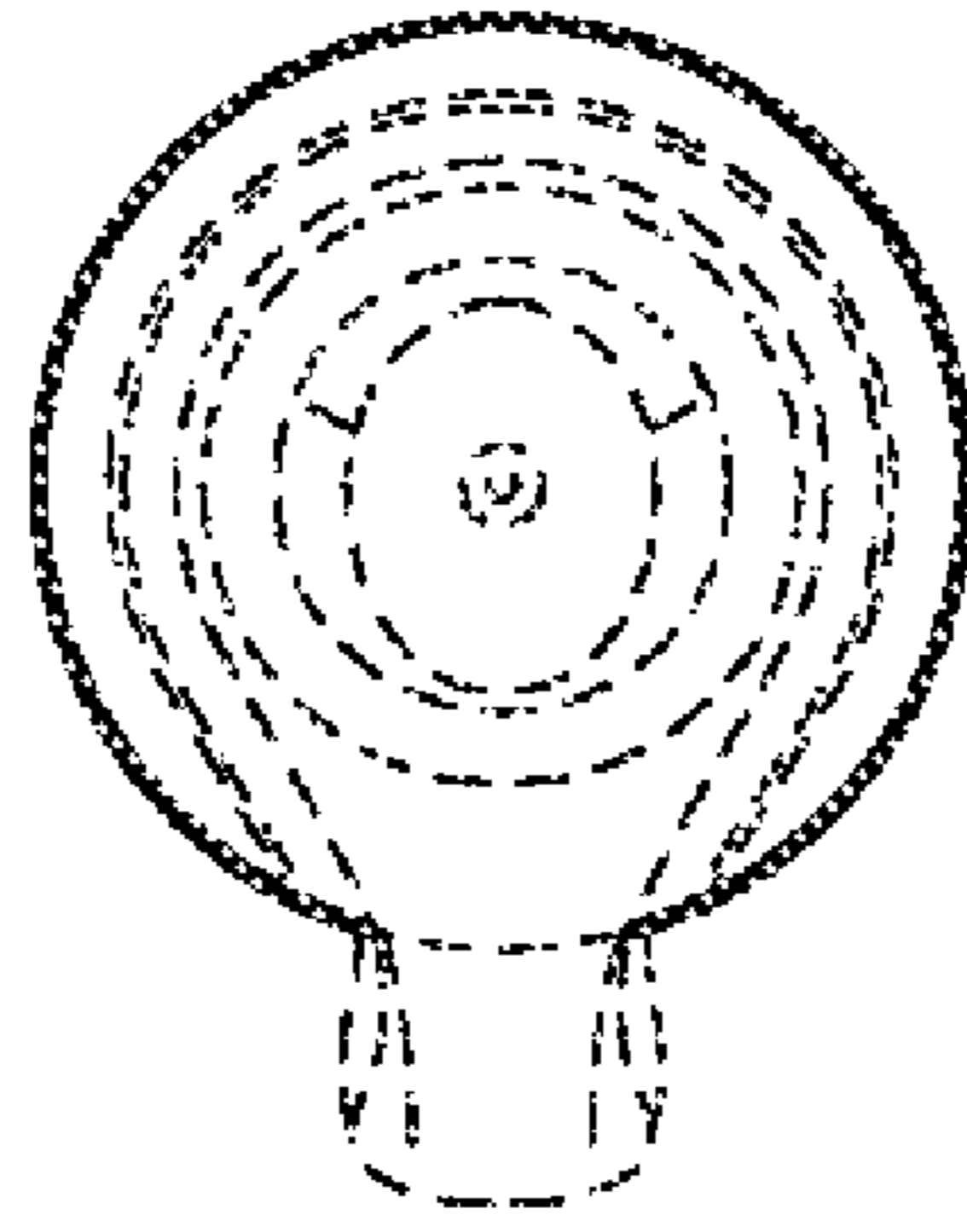


Fig. 5

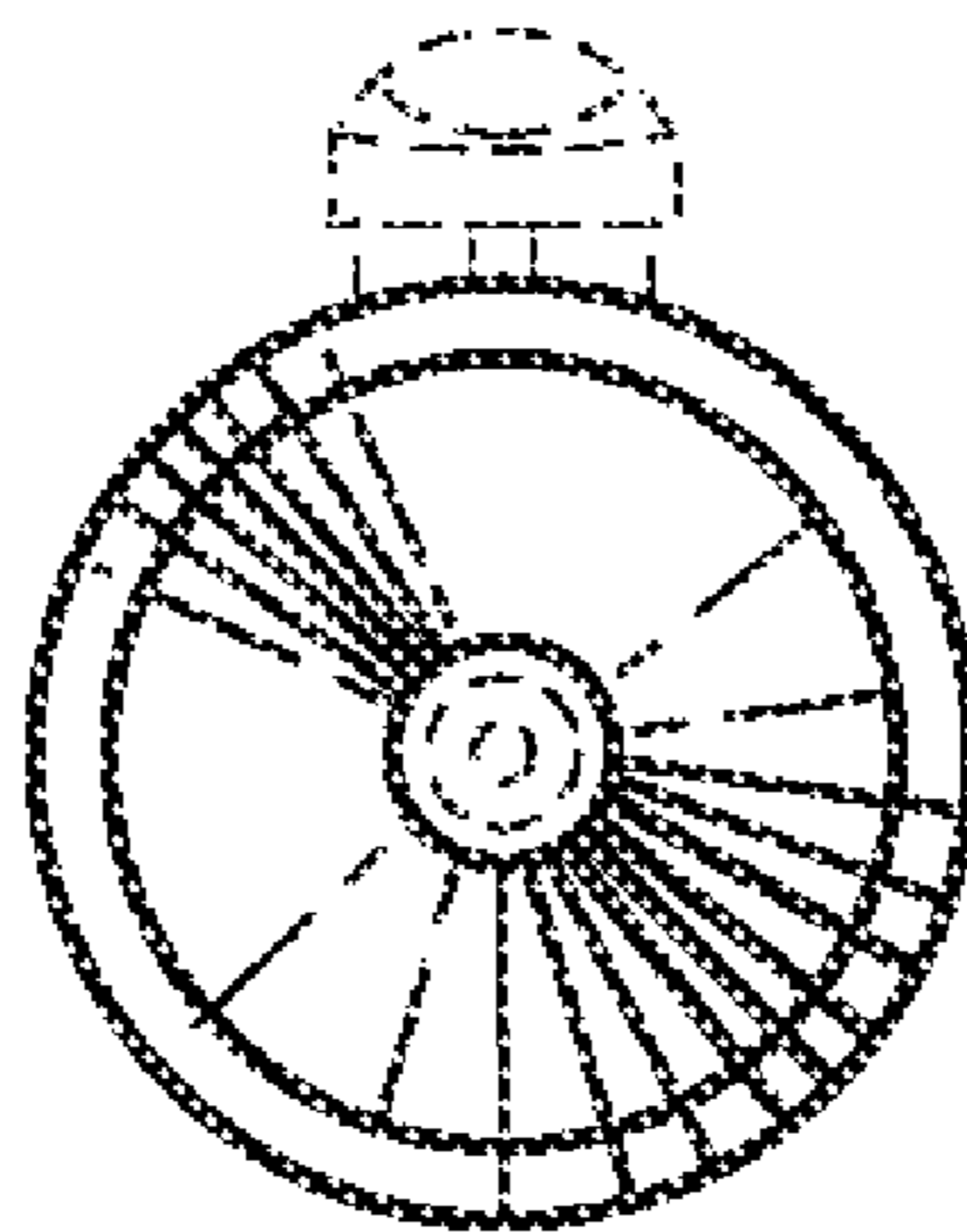


Fig. 6