

US00D568934S

(12) **United States Design Patent**  
**Rubin**

(10) **Patent No.:** **US D568,934 S**

(45) **Date of Patent:** **\*\* May 13, 2008**

(54) **STAND UP PEN**

(75) **Inventor:** **Allen Rubin**, Coconut Grove, FL (US)

(73) **Assignee:** **Rubin Musso Network Marketing, Inc.**, Coconut Grove, FL (US)

(\*\*) **Term:** **14 Years**

(21) **Appl. No.:** **29/267,287**

(22) **Filed:** **Oct. 10, 2006**

(51) **LOC (8) Cl.** ..... **19-06**

(52) **U.S. Cl.** ..... **D19/46**

(58) **Field of Classification Search** ..... D19/35,  
D19/36, 41, 42, 43, 44, 45, 46, 47, 48, 49,  
D19/50, 51, 53, 54, 55, 56, 57; 24/11 R,  
24/11 F, 11 P; 401/334, 52, 99, 100, 104,  
401/105, 106, 107, 108, 109, 192, 195, 196  
See application file for complete search history.

(56) **References Cited**

**U.S. PATENT DOCUMENTS**

D121,087 S *	6/1940	Andrews	.....	D19/51
2,459,993 A *	1/1949	Crain	.....	401/6
D241,433 S *	9/1976	Moustakas	.....	D19/78
D269,444 S *	6/1983	Medebach	.....	D19/42
D284,980 S *	8/1986	Yoshida	.....	D19/41
D286,546 S *	11/1986	Funahashi	.....	D19/43
D286,646 S *	11/1986	Mori	.....	D19/36
D308,395 S *	6/1990	Mori	.....	D19/42
D308,889 S *	6/1990	Gecchelin	.....	D19/46
D327,706 S *	7/1992	Katami	.....	D19/43
D329,458 S *	9/1992	Ellis	.....	D19/46
D337,350 S *	7/1993	Wong	.....	D19/51
D389,516 S *	1/1998	Delman	.....	D19/36

D407,437 S *	3/1999	Worther	.....	D19/46
D443,302 S *	6/2001	Schmidt et al.	.....	D19/46
D452,273 S *	12/2001	Blom et al.	.....	D19/46
D509,851 S *	9/2005	Huang	.....	D19/43
D541,858 S *	5/2007	Yeh	.....	D19/44

**OTHER PUBLICATIONS**

Stand up desk pen with weighted base, # 98760-15996, as shown on www.promopeddler.com, viewed Nov. 2, 2007 (1 page).\*

Stand Up Pen, as shown on www.imprintcenter.com, viewed Nov. 2, 2007 (1 page).\*

\* cited by examiner

*Primary Examiner*—Elizabeth A. Albert

*Assistant Examiner*—Karen E Eldridge Powers

(74) *Attorney, Agent, or Firm*—Robert M. Downey

(57) **CLAIM**

The ornamental design for a stand up pen, as shown and described.

**DESCRIPTION**

FIG. 1 is a top, side perspective view of a stand up pen, showing my new design;

FIG. 2 is a right end elevational view thereof;

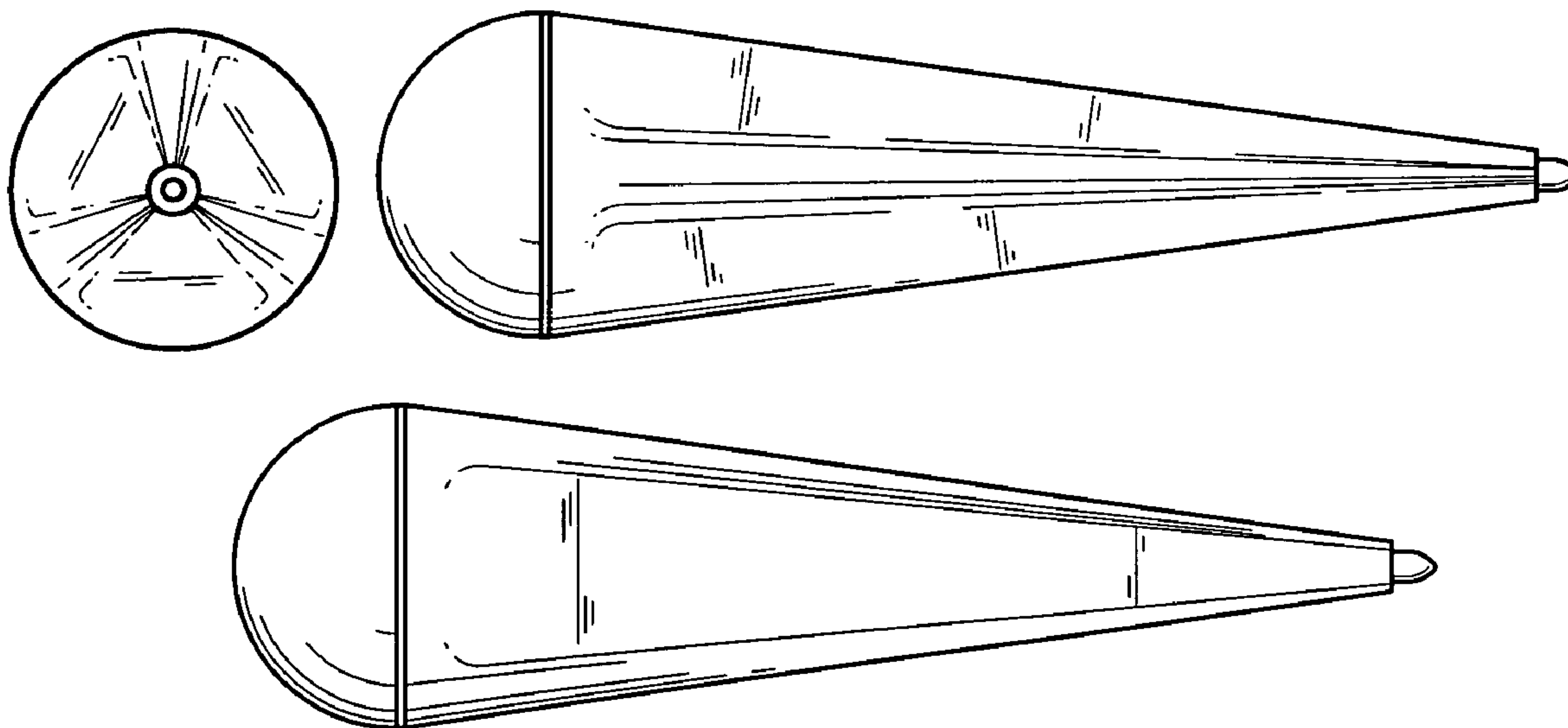
FIG. 3 is a left end elevation view thereof;

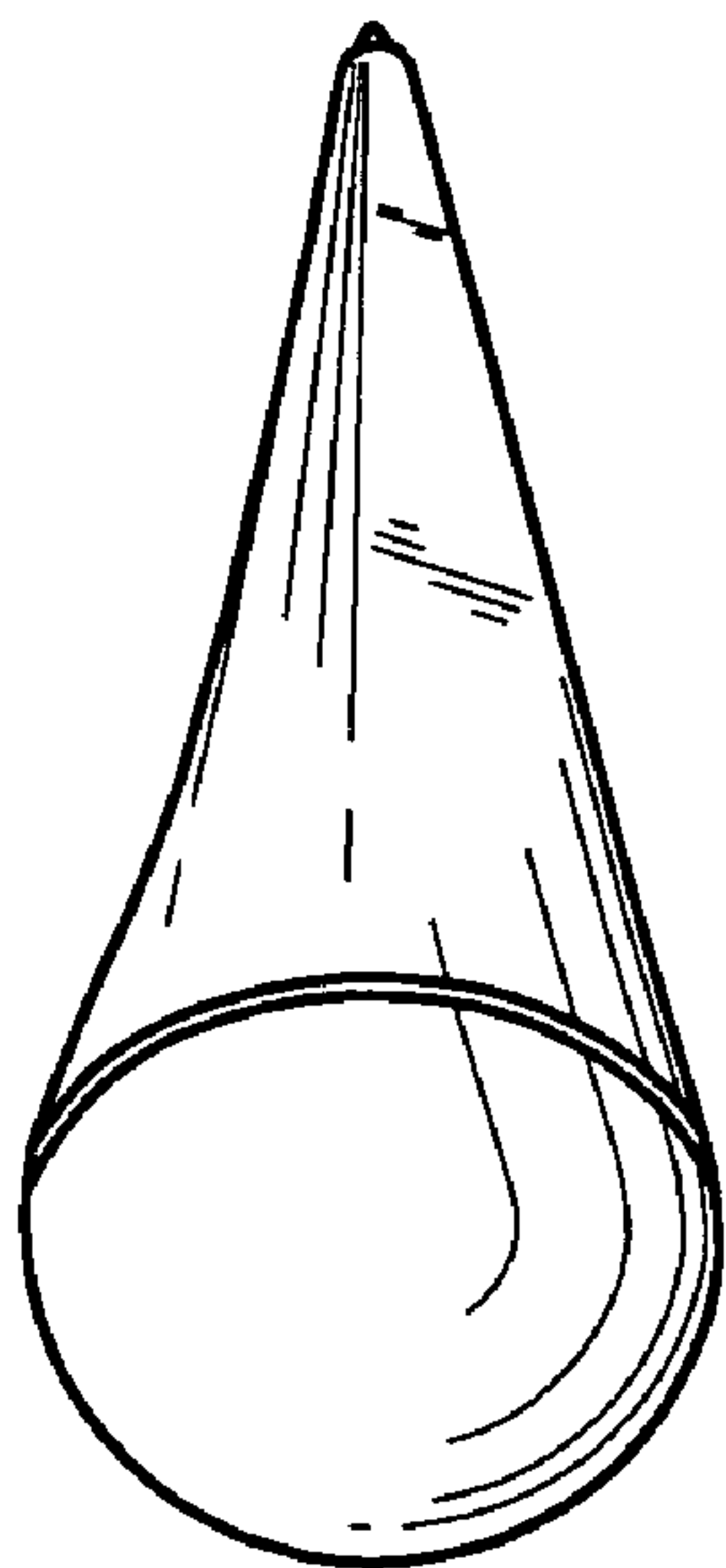
FIG. 4 is a front elevational view, rotated 45 degrees forward relative to FIG. 1, the rear elevational view being a mirror image to the front elevational view;

FIG. 5 is a top plan view thereof; and,

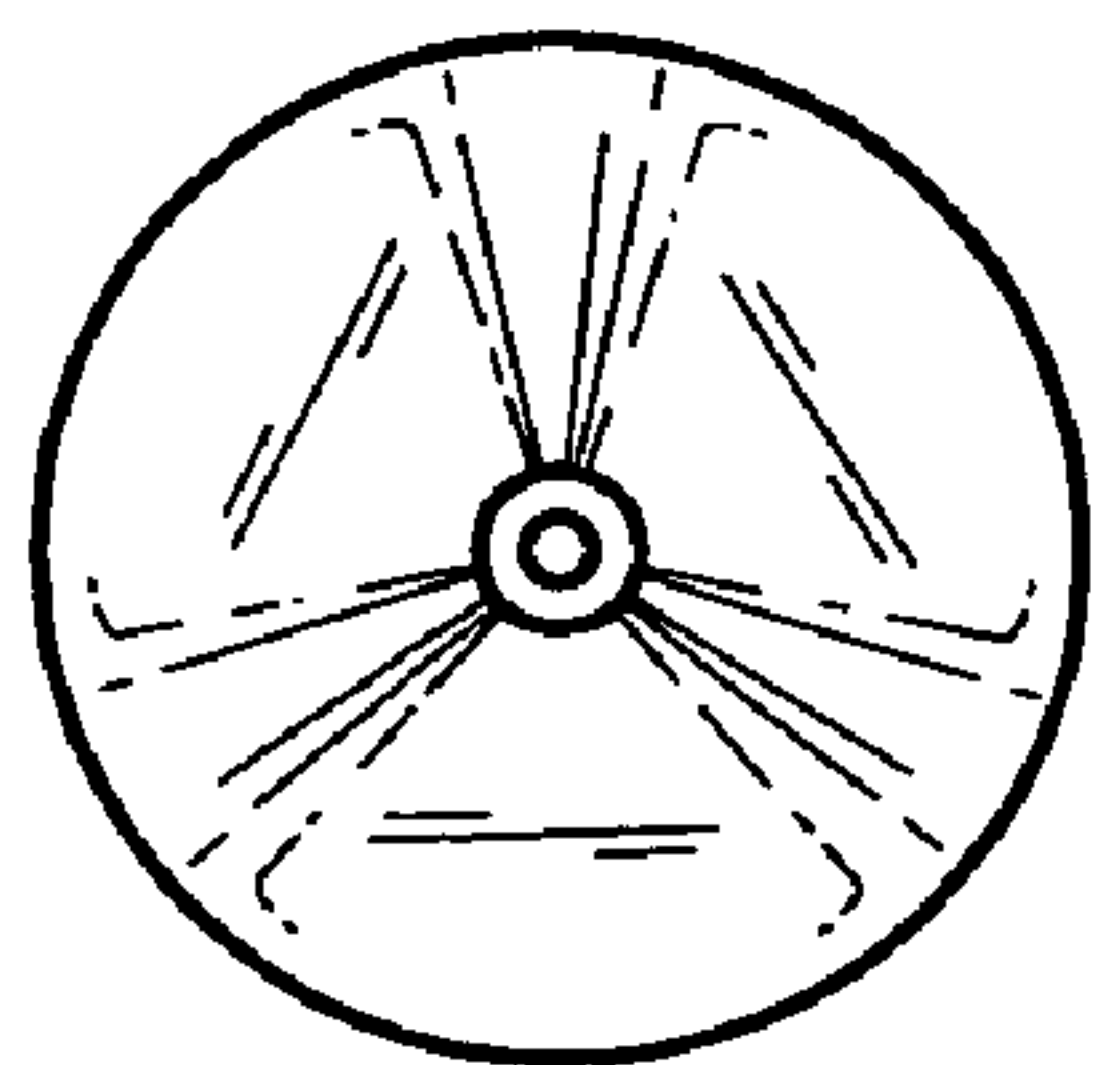
FIG. 6 is a bottom plan view thereof.

**1 Claim, 2 Drawing Sheets**






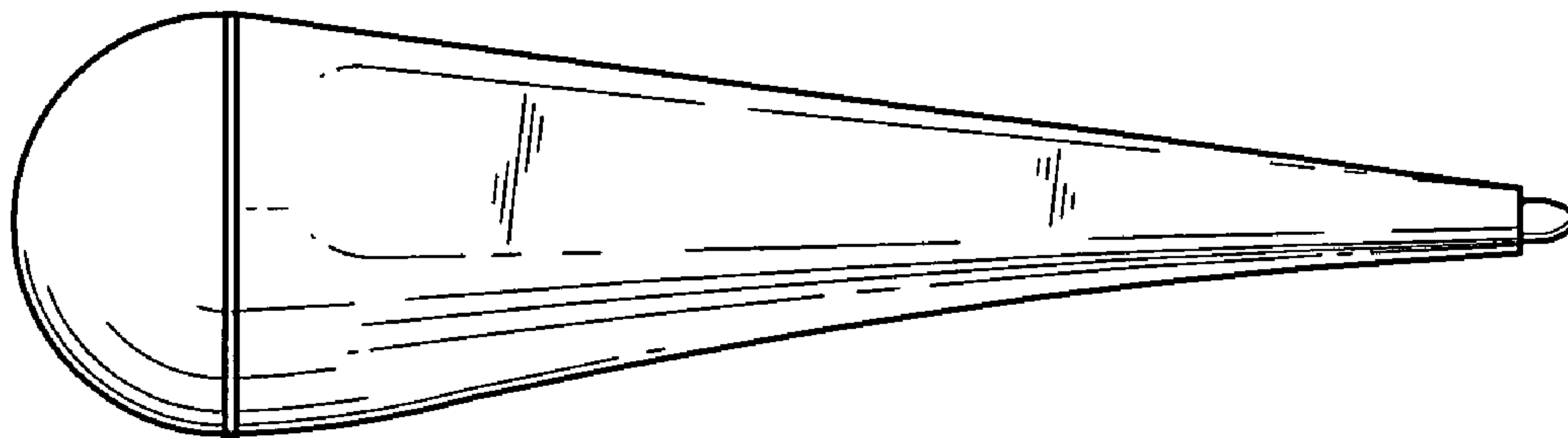
*FIG. 1*



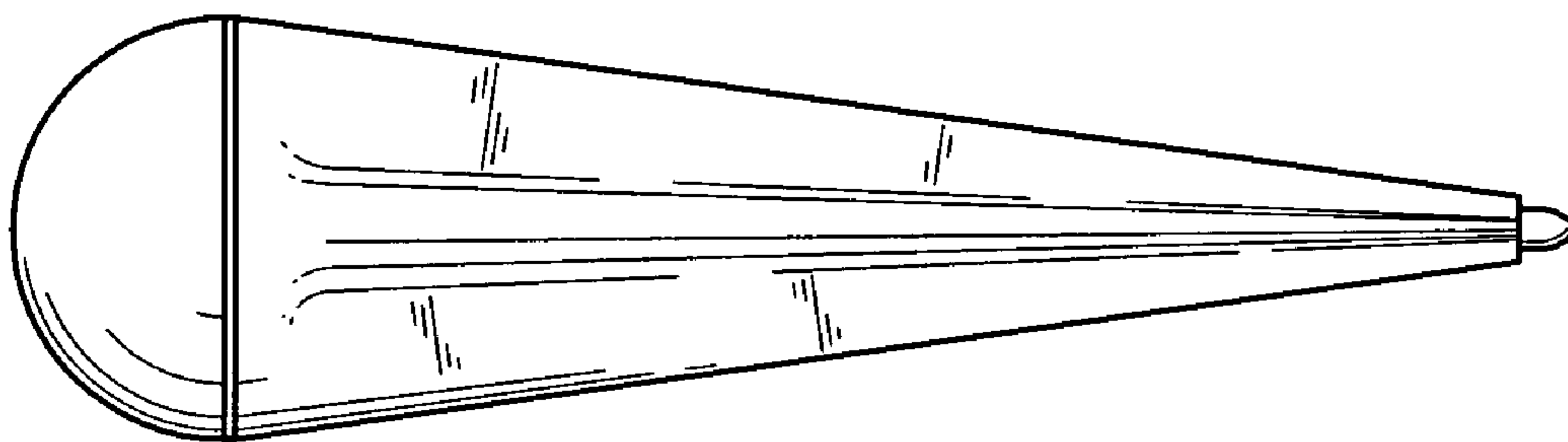
*FIG. 2*



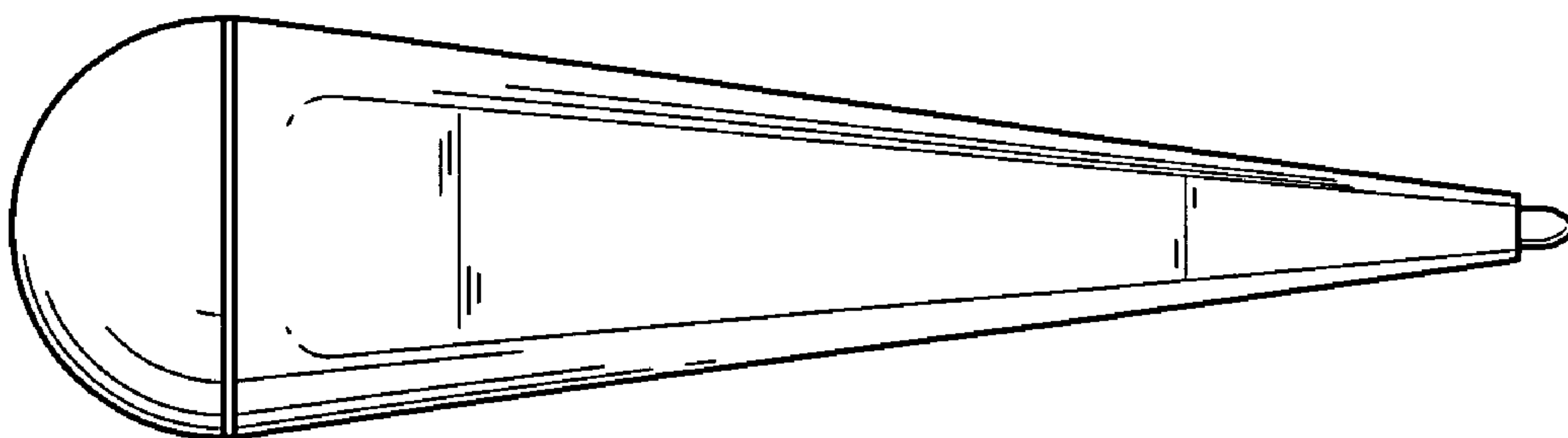
*FIG. 3*



*FIG. 4*



*FIG. 5*



*FIG. 6*