

US00D568911S

(12) **United States Design Patent**
Jeon et al.

(10) **Patent No.:** **US D568,911 S**

(45) **Date of Patent:** **** May 13, 2008**

(54) **REFRIGERATOR DISPENSER**

(75) Inventors: **Jong-Su Jeon**, Seongnam-si (KR);
Kyung-Ho Chai, Suwon-si (KR)

(73) Assignee: **Samsung Electronics Co., Ltd.**,
Suwon-Si (KR)

(**) Term: **14 Years**

(21) Appl. No.: **29/270,040**

(22) Filed: **Dec. 14, 2006**

(51) **LOC (8) Cl.** **15-07**

(52) **U.S. Cl.** **D15/89**

(58) **Field of Classification Search** D15/79-82,
D15/85-89, 91; 62/246-255, 275, 337, 344,
62/3.6, 98, 127, 238.5; 220/592.01; 222/108;
312/236, 352, 400-406

See application file for complete search history.

(56) **References Cited**

U.S. PATENT DOCUMENTS

5,033,273	A *	7/1991	Buchser et al.	62/344
5,269,154	A *	12/1993	Schmidt	62/275
D365,579	S *	12/1995	Baker et al.	D15/89
5,474,213	A *	12/1995	Unger	222/108
D367,659	S *	3/1996	Baker et al.	D15/89
D379,095	S *	5/1997	Sparks	D15/85
D415,504	S *	10/1999	Han	D15/85
D477,340	S *	7/2003	Kim et al.	D15/85
6,651,449	B2 *	11/2003	Heims et al.	62/98
D511,534	S *	11/2005	Ertz et al.	D15/89
D520,535	S *	5/2006	Lee et al.	D15/91

D523,878 S * 6/2006 Quinlan et al. D15/89
2003/0110784 A1 * 6/2003 Lee 62/127

* cited by examiner

Primary Examiner—Stella Reid

Assistant Examiner—Shanda C. Hill

(74) *Attorney, Agent, or Firm*—Staas & Halsey LLP

(57) **CLAIM**

The ornamental design for a refrigerator dispenser, as shown and described.

DESCRIPTION

FIG. 1 is a perspective view of a refrigerator dispenser according to our new design;

FIG. 2 is a front elevational view thereof;

FIG. 3 is a rear elevational view thereof;

FIG. 4 is a left side elevational view thereof;

FIG. 5 is a right side elevational view thereof;

FIG. 6 is a top plan view thereof;

FIG. 7 is a bottom plan view thereof;

FIG. 8 is a perspective view of FIG. 1 shown in an alternate position; and,

FIG. 9 is a perspective view of FIG. 1 shown in an open position.

The surface(s) or portion(s) of the article not shown in the drawing or described in the specification form(s) no part of the claimed design.

1 Claim, 9 Drawing Sheets

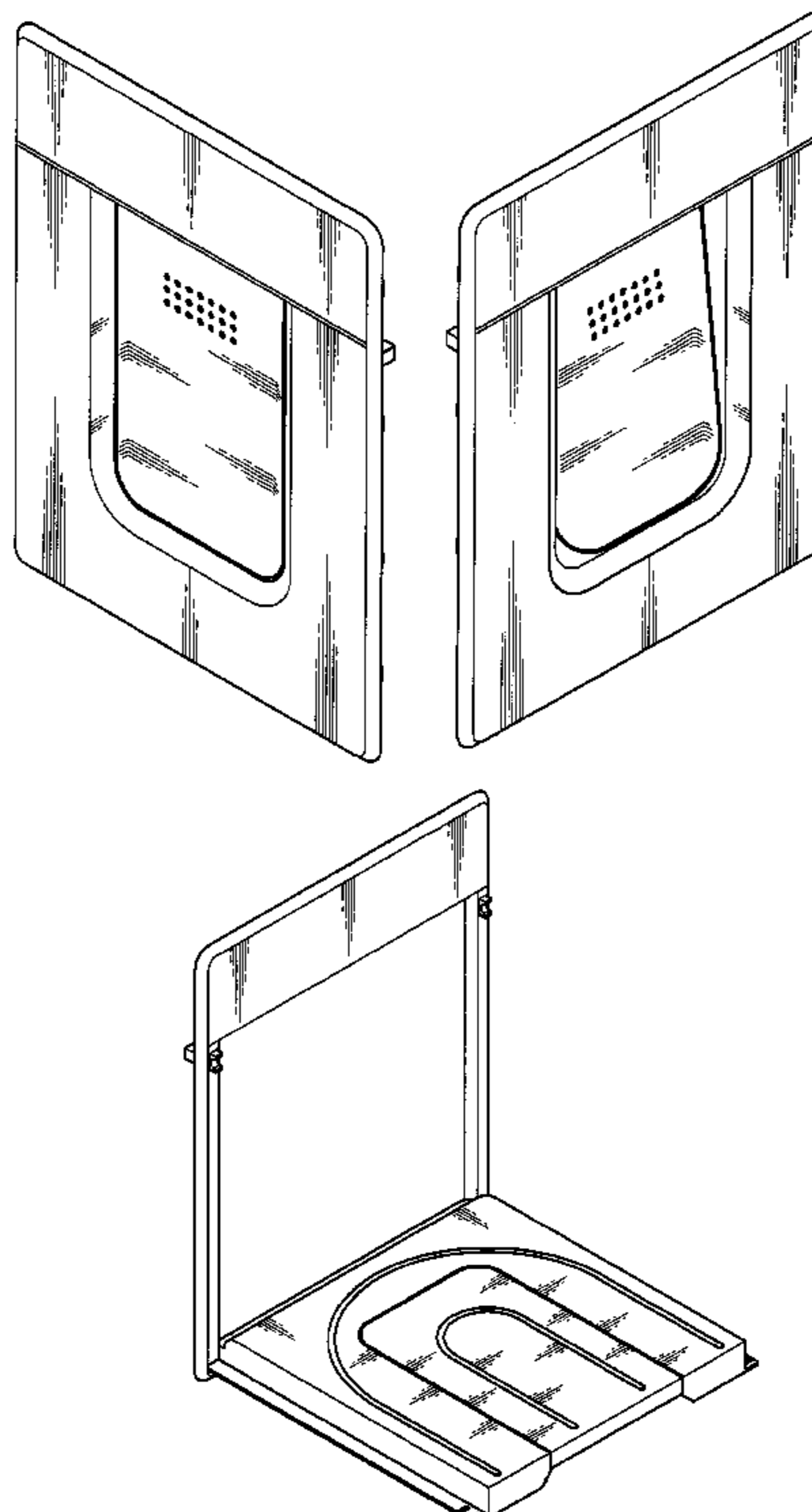


FIG. 1

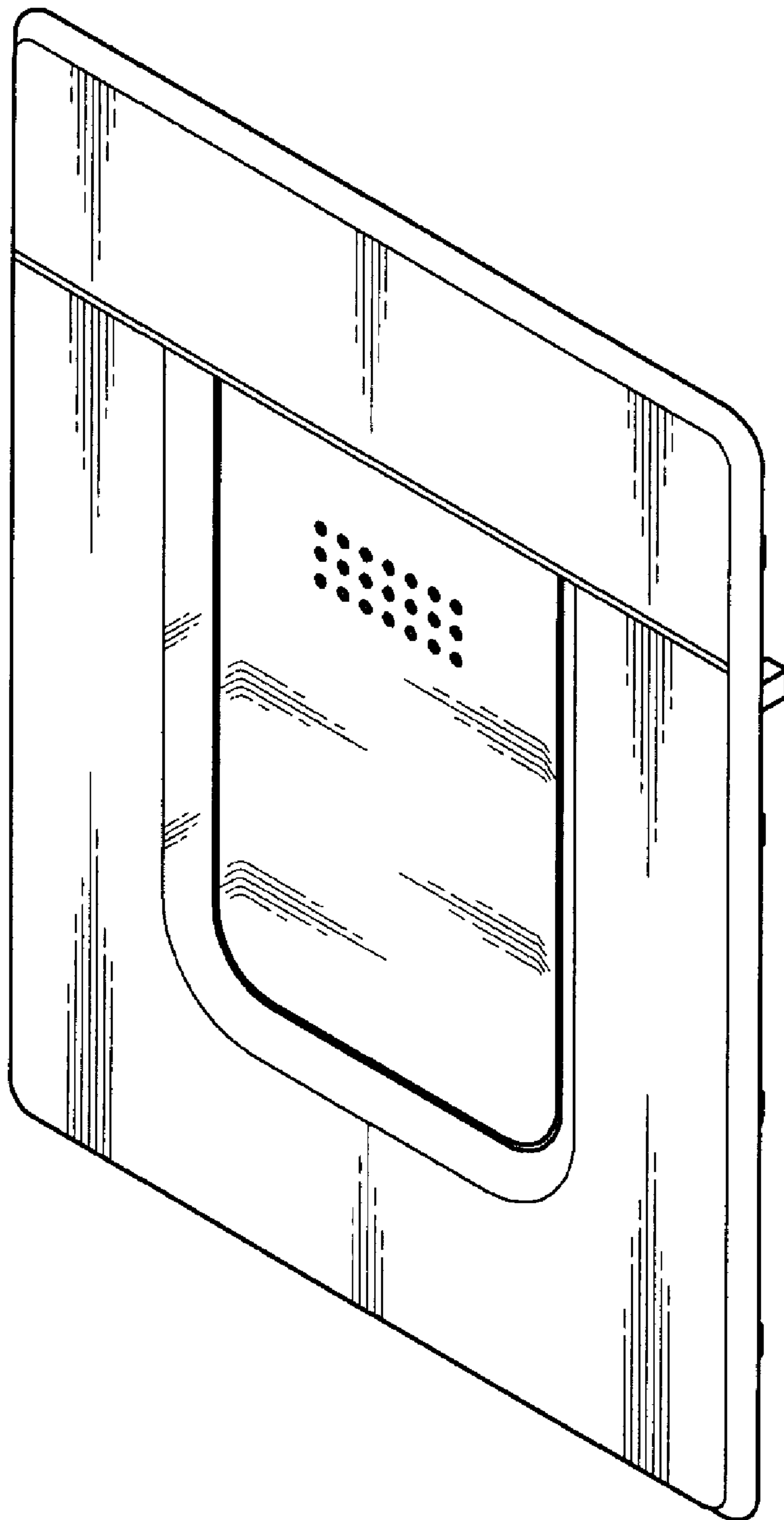


FIG.2

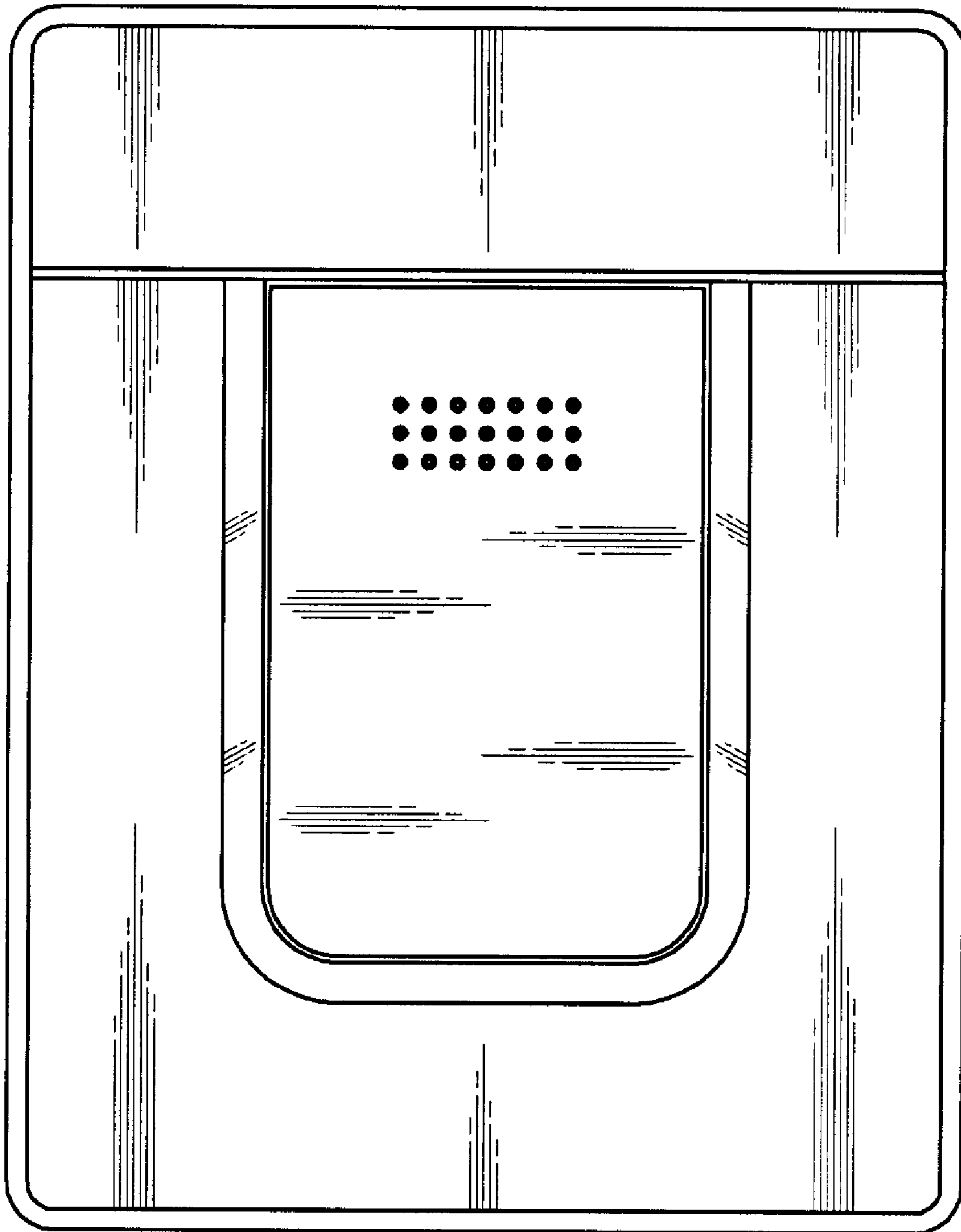


FIG.3

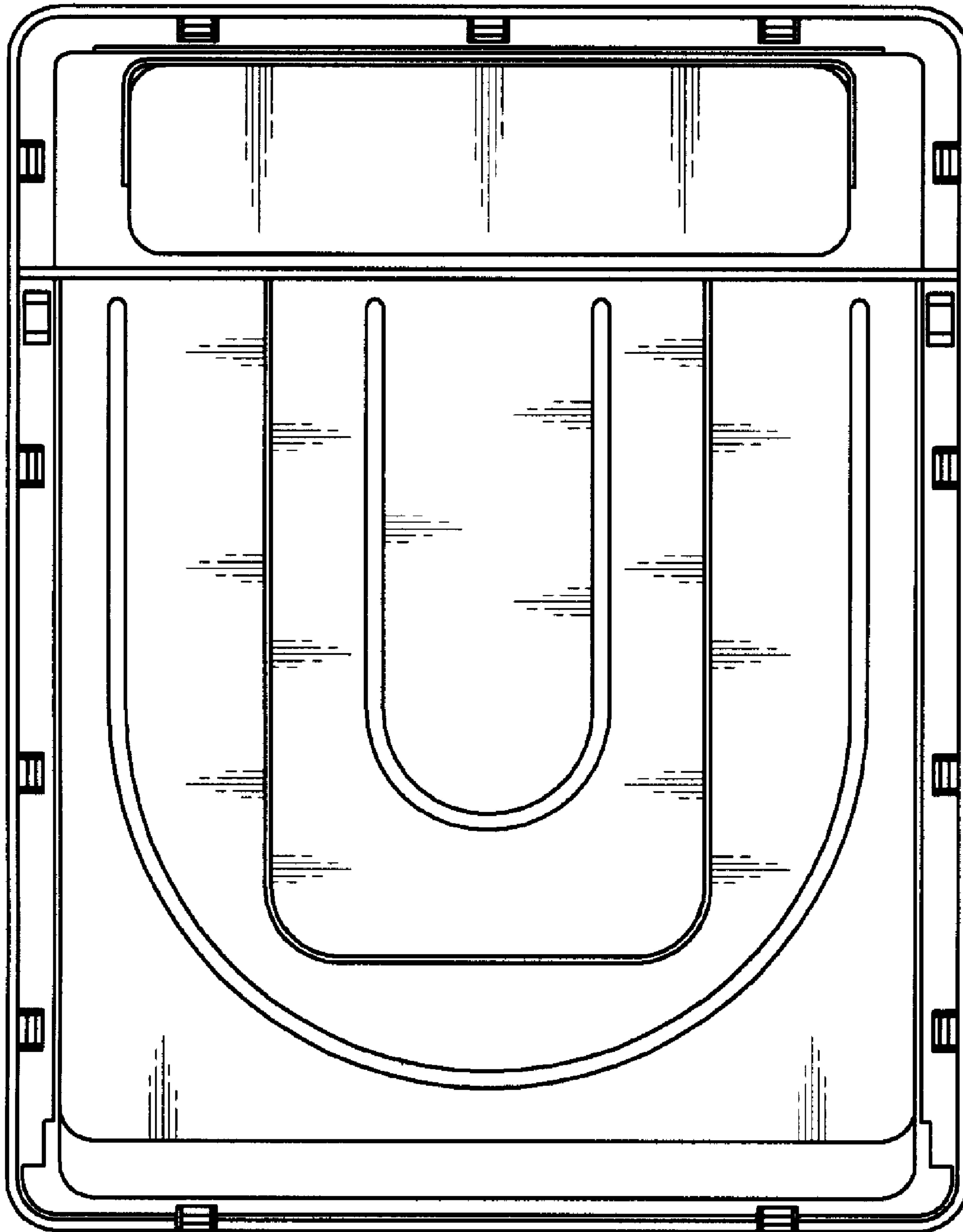


FIG.4

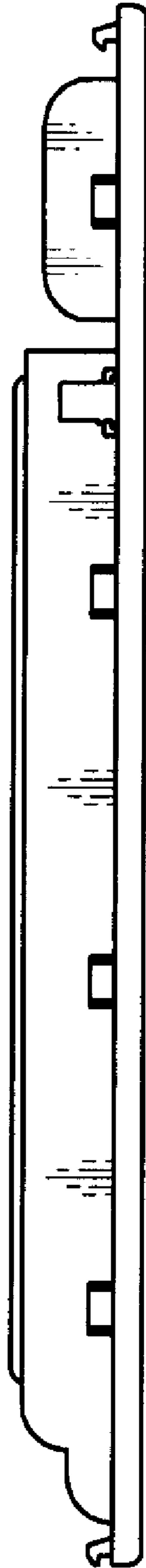


FIG. 5




FIG.6



FIG.7




FIG.8

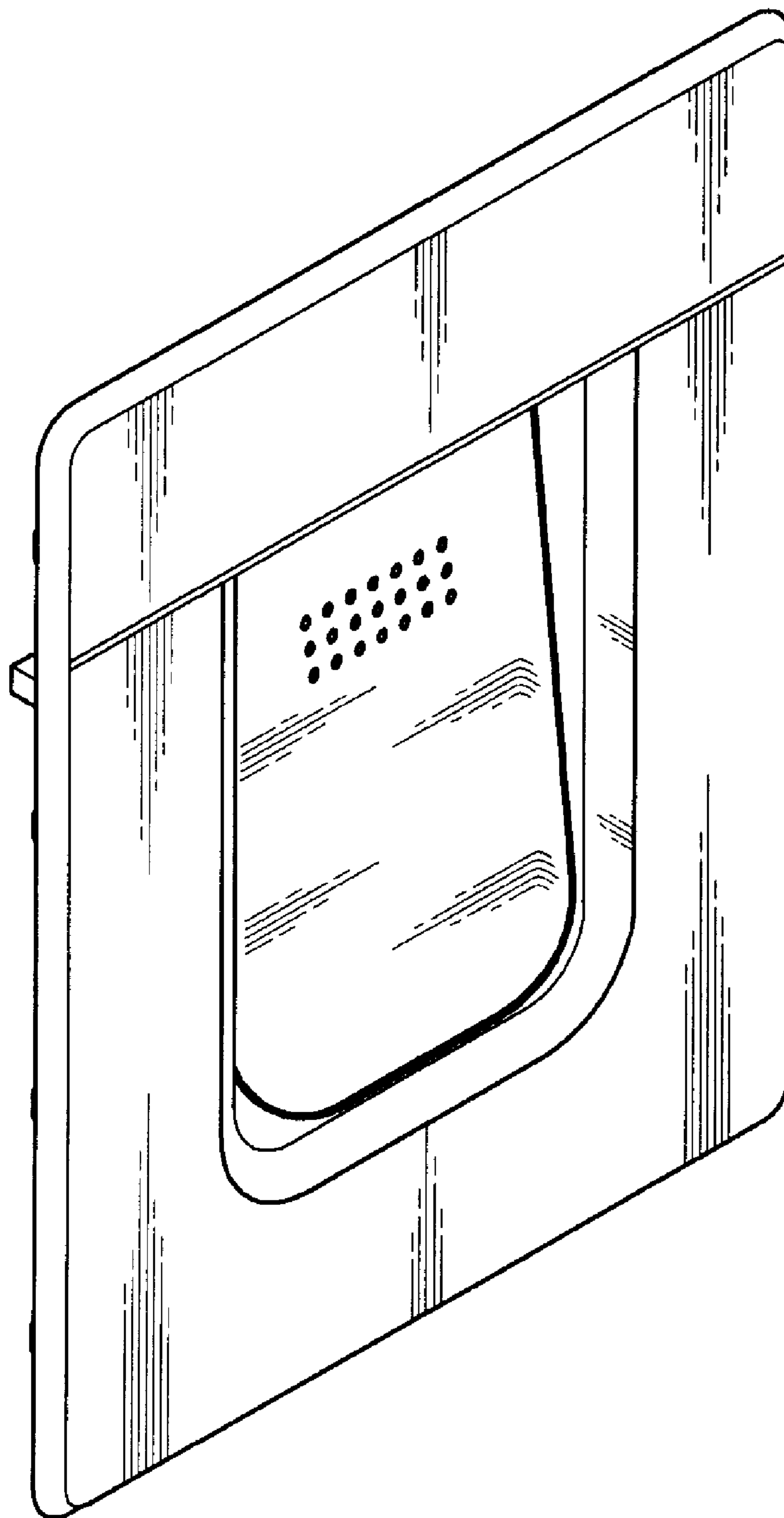


FIG.9

