



US00D56885S

(12) **United States Design Patent**
Solland

(10) **Patent No.:** **US D568,885 S**

(45) **Date of Patent:** **** May 13, 2008**

(54) **CONTROLLER FOR PLAYBACK DEVICE
AND DISPLAY**

(75) Inventor: **Kurt Solland**, Westlake Village, CA
(US)

(73) Assignee: **Harman International Industries,
Incorporated**, Northridge, CA (US)

(**) Term: **14 Years**

(21) Appl. No.: **29/296,423**

(22) Filed: **Oct. 19, 2007**

Related U.S. Application Data

(62) Division of application No. 29/233,684, filed on Jul.
8, 2005, now Pat. No. Des. 558,767.

(51) **LOC (8) Cl.** **14-02**

(52) **U.S. Cl.** **D14/413; D14/400**

(58) **Field of Classification Search** D14/356,
D14/388, 399, 400, 417, 432, 454-457, 412-416;
D16/203; D21/324, 333; 463/1, 30, 36-38,
463/46-47; 273/148 B, 148 R; 345/156-161,
345/905

See application file for complete search history.

(56) **References Cited**

U.S. PATENT DOCUMENTS

D106,677 S 10/1937 Schlage
D195,514 S 6/1963 Erickson

D310,874 S 9/1990 Utley
D343,591 S 1/1994 Lovato
D394,274 S 5/1998 Suzuki
D418,388 S 1/2000 O'Neil
D433,432 S 11/2000 Prather
D475,385 S 6/2003 Christianson
D487,450 S 3/2004 Hakoda
D501,848 S 2/2005 Uehara

Primary Examiner—Prabhakar Deshmukh

Assistant Examiner—Keli' L. Acker

(74) *Attorney, Agent, or Firm*—Plumsea Law Group, LLC

(57) **CLAIM**

The ornamental design for a controller for playback device
and display, as shown and described.

DESCRIPTION

FIG. 1 is a perspective view of a controller for a playback
device and display showing my new design;

FIG. 2 is a side elevational view, the opposite side eleva-
tional view being a mirror image thereof;

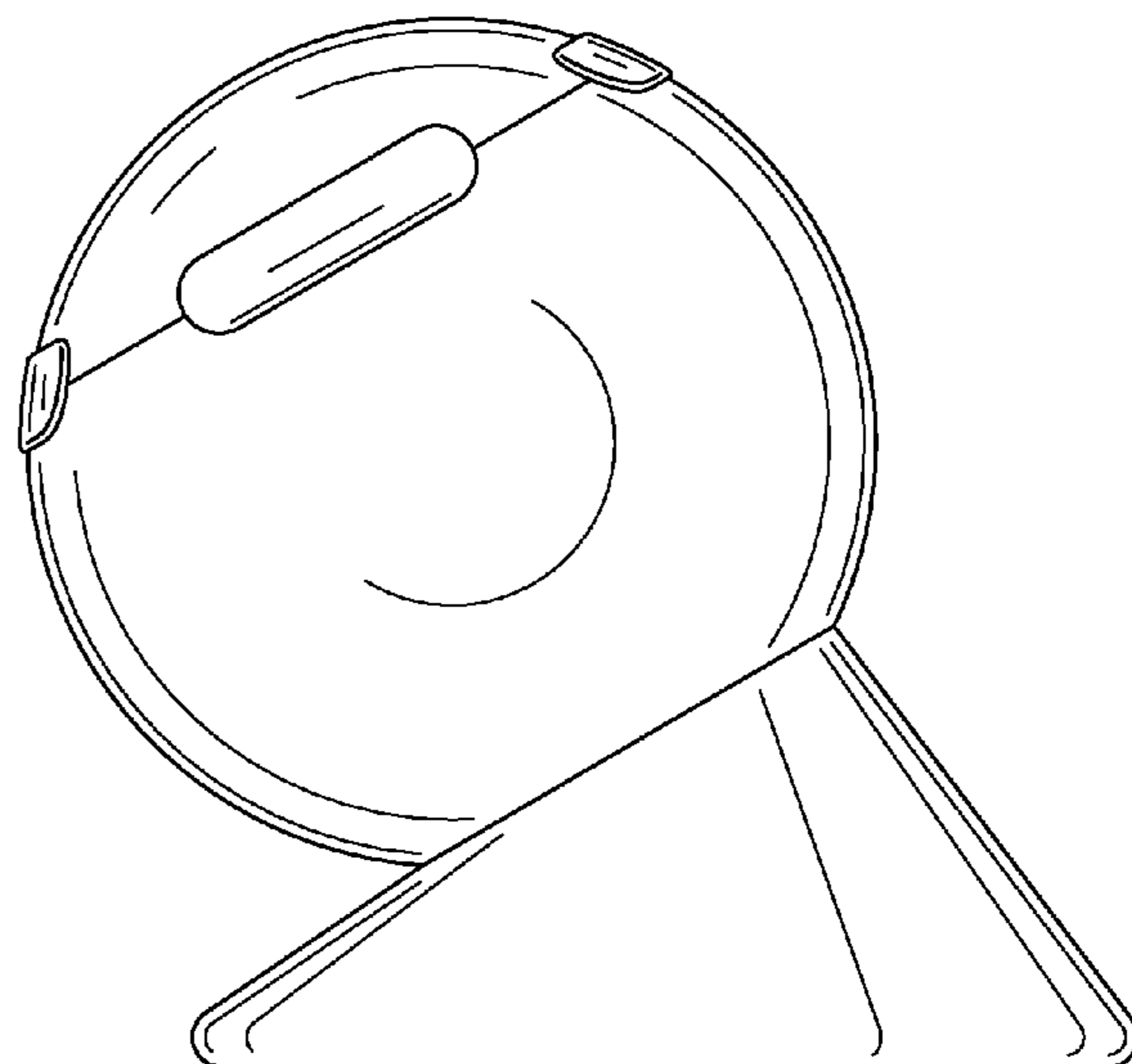
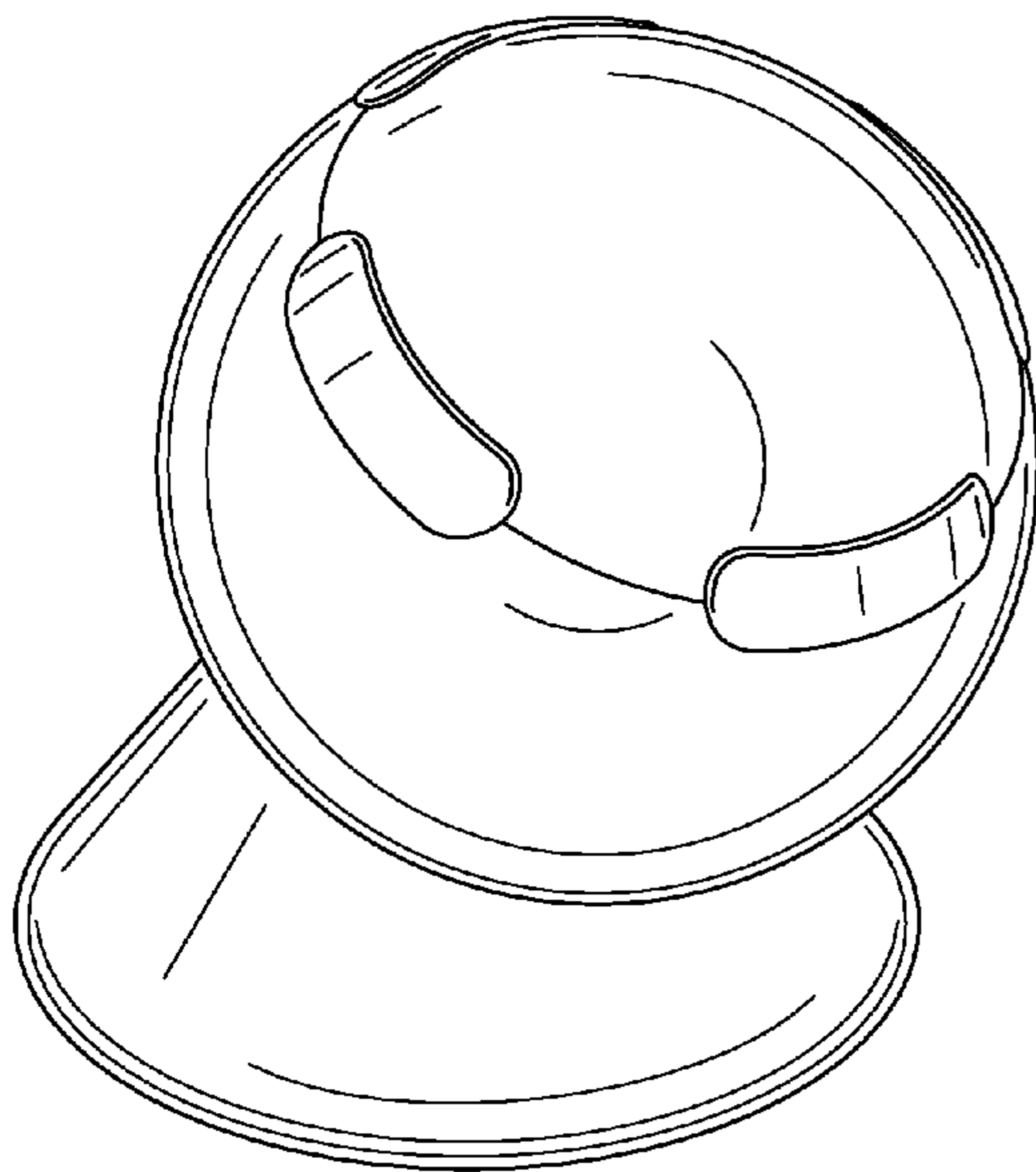
FIG. 3 is a top plan view thereof;

FIG. 4 is a front elevational view thereof;

FIG. 5 is a front view showing the top portion in a vertical
configuration; and,

FIG. 6 is a perspective view showing the top portion in
another angled configuration.

1 Claim, 3 Drawing Sheets



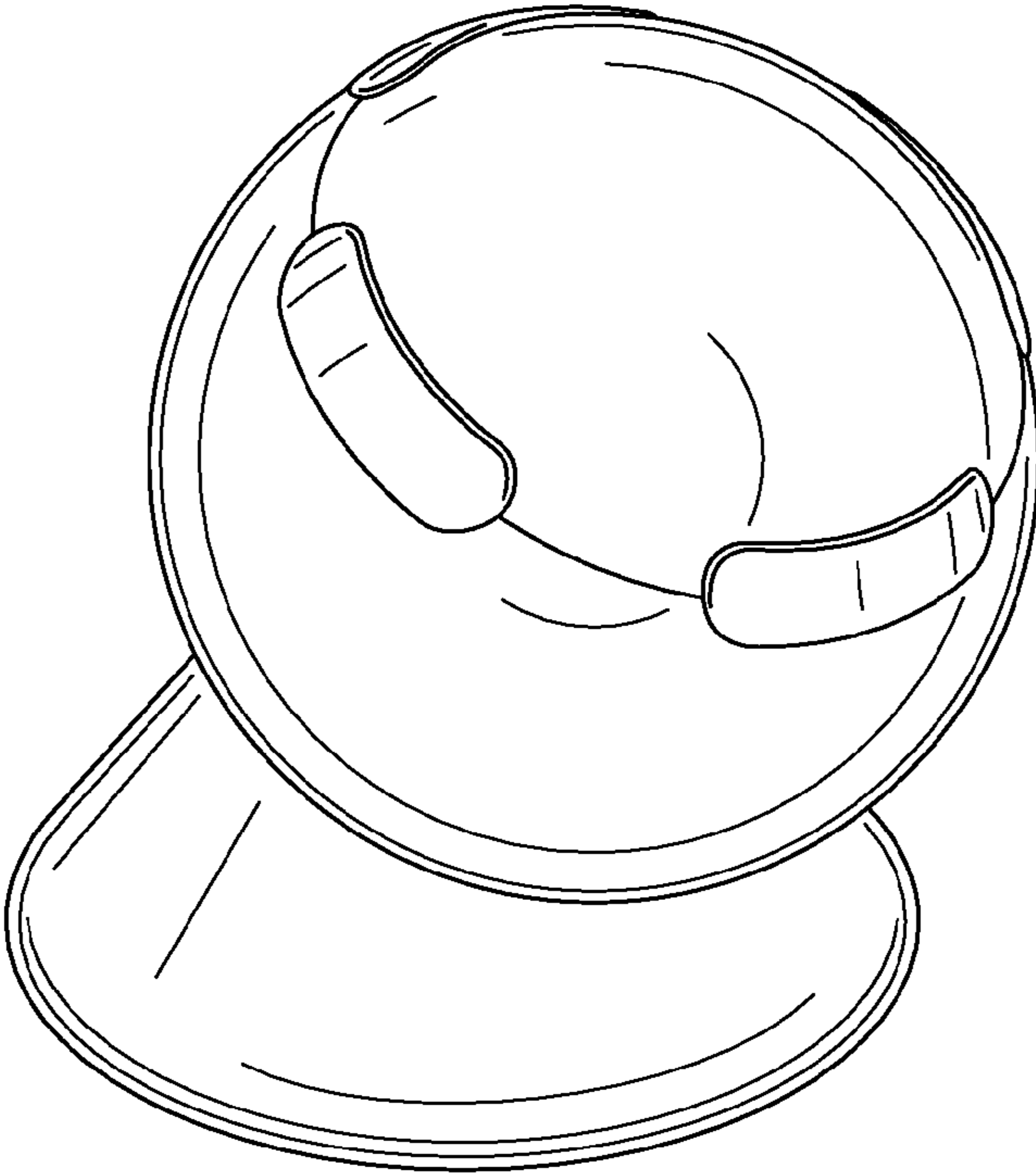


FIG. 1




FIG. 2

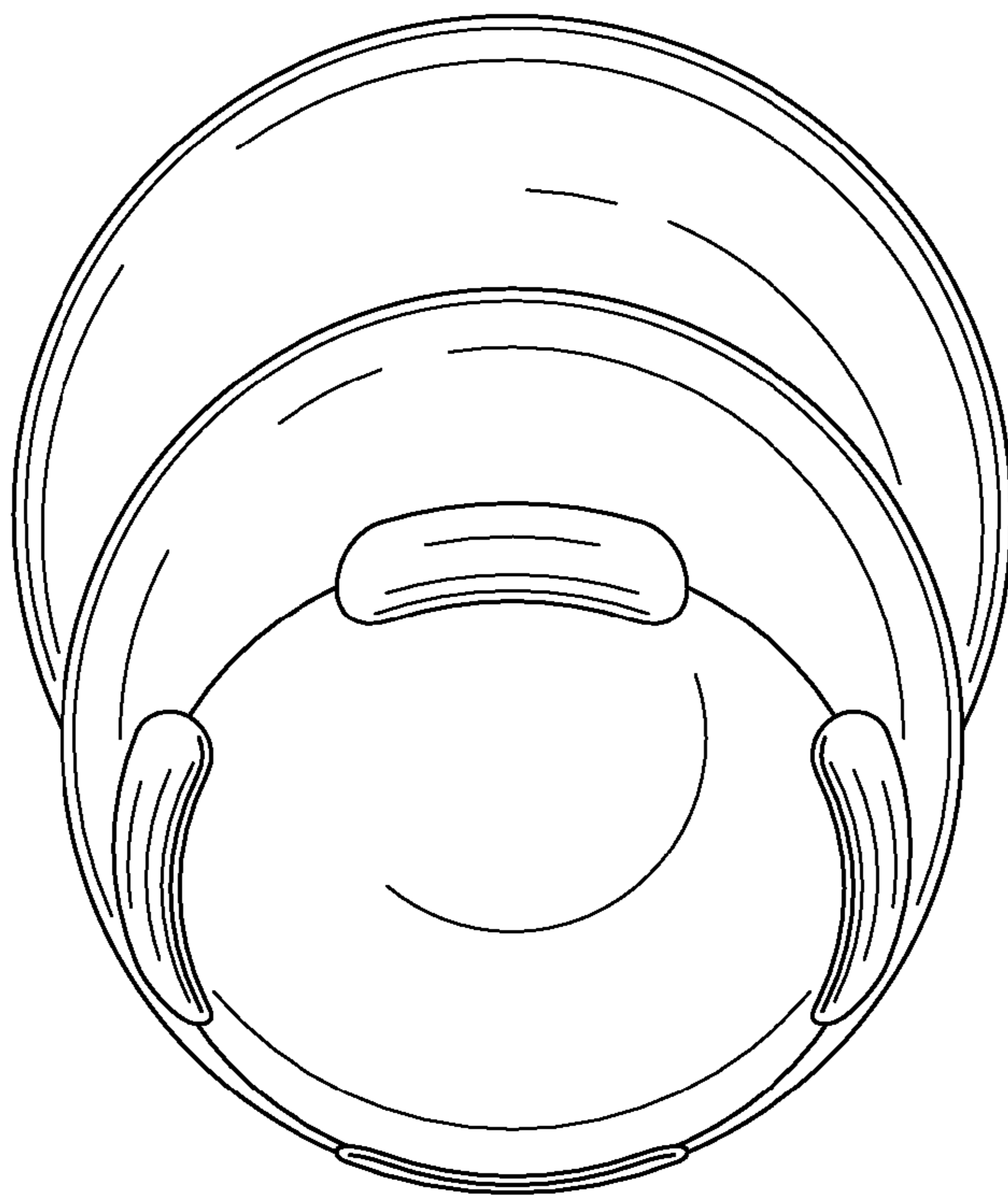


FIG. 3




FIG. 4




FIG. 5

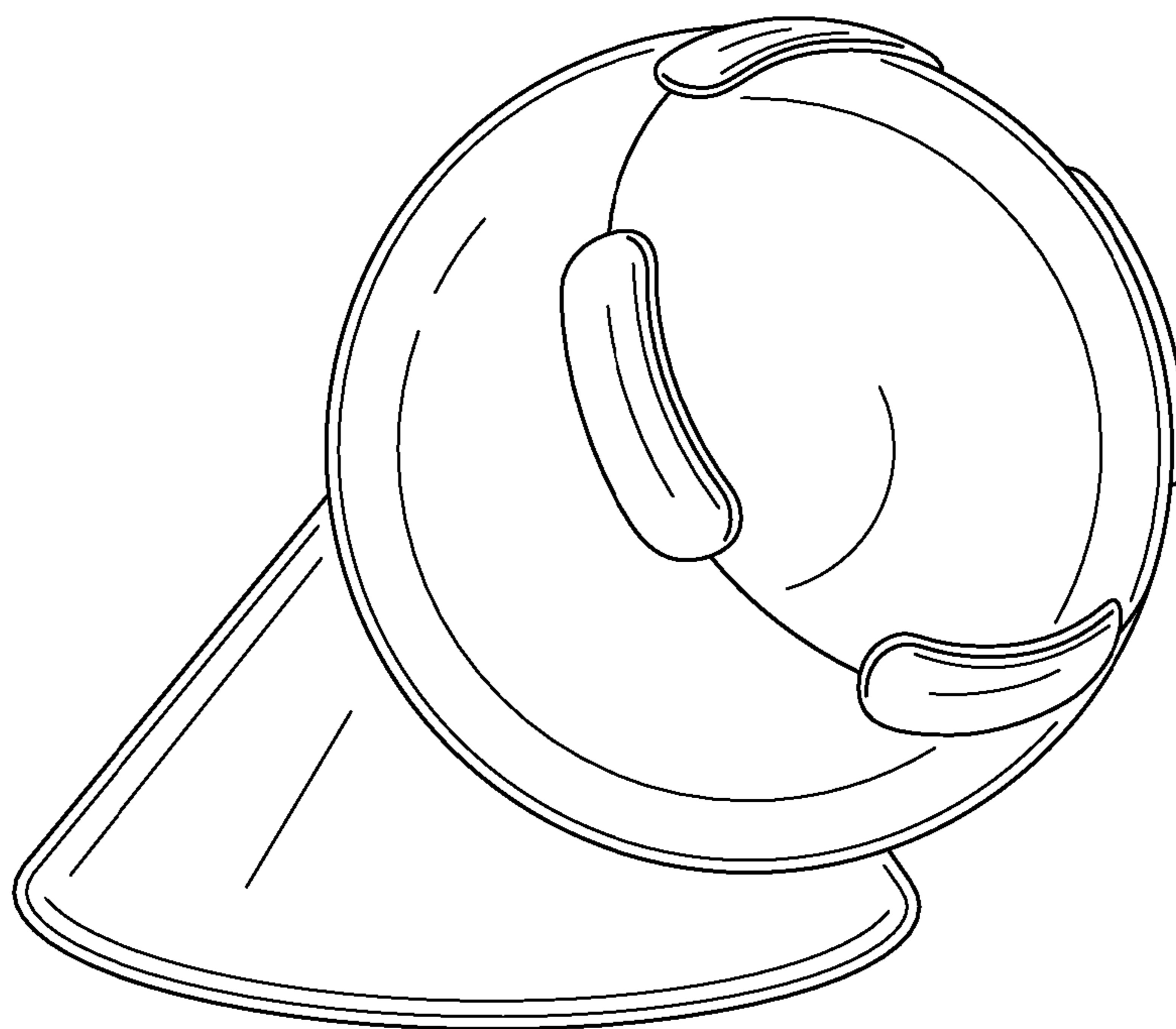


FIG. 6