



US00D568883S

(12) **United States Design Patent**
Ashida et al.

(10) **Patent No.:** **US D568,883 S**
(45) **Date of Patent:** **** May 13, 2008**

(54) **CONTROLLER FOR ELECTRONIC GAME MACHINE**

(75) Inventors: **Kenichiro Ashida**, Kyoto (JP); **Junji Takamoto**, Kyoto (JP); **Masato Ibuki**, Kyoto (JP); **Shinji Yamamoto**, Kyoto (JP); **Fumiyoshi Suetake**, Kyoto (JP); **Daisuke Kumazaki**, Kyoto (JP); **Akiko Suga**, Kyoto (JP)

(73) Assignee: **Nintendo Co., Ltd.**, Kyoto (JP)

(**) Term: **14 Years**

(21) Appl. No.: **29/268,251**

(22) Filed: **Nov. 2, 2006**

(30) **Foreign Application Priority Data**

May 2, 2006	(JP)	2006-011502
May 2, 2006	(JP)	2006-011504
May 2, 2006	(JP)	2006-011509
May 2, 2006	(JP)	2006-011512

(51) **LOC (8) Cl.** **14-02**

(52) **U.S. Cl.** **D14/400; D21/328; D21/333**

(58) **Field of Classification Search** D14/399-401, D14/412, 356, 432, 454, 496; 273/148 B, 273/148 R; 463/1, 29, 43-47; 345/156, 345/161, 168, 169; 74/469, 471 R, 471 XY; D21/324-328, 330-333

See application file for complete search history.

(56) **References Cited**

U.S. PATENT DOCUMENTS

4,969,647	A *	11/1990	Mical et al.	463/31
D320,624	S *	10/1991	Taylor	D21/331
5,207,426	A *	5/1993	Inoue et al.	463/36
D338,242	S *	8/1993	Cordell	D14/401
5,259,626	A *	11/1993	Ho	463/37
D345,164	S *	3/1994	Grae	D14/401

D360,903	S *	8/1995	Barr et al.	D14/401
5,523,800	A *	6/1996	Dudek	348/734
5,643,087	A *	7/1997	Marcus et al.	463/38
D382,916	S	8/1997	Oikawa		
5,769,719	A *	6/1998	Hsu	463/37
5,785,317	A *	7/1998	Sasaki	273/148 B
D502,468	S *	3/2005	Knight et al.	D14/400
6,923,443	B1	8/2005	Hughes, IV		

OTHER PUBLICATIONS

English Abstract of Patent No. JP10021000, published Jan. 23, 1998, <http://v3.espacenet.com/textdoc?DB=EPODOC&IDX=JP10021000&F=0>, Apr. 30, 2007.

English Abstract of Patent No. JP11053994, published Feb. 26, 1999, <http://v3.espacenet.com/textdoc?DB=EPODOC&IDX=JP11053994&F=0>, Apr. 30, 2007.

* cited by examiner

Primary Examiner—Prabhakar Deshmukh

(74) *Attorney, Agent, or Firm*—Nixon & Vanderhye, PC

(57) **CLAIM**

The ornamental design for a controller for electronic game machine, as shown and described.

DESCRIPTION

FIG. 1 is a front, top and right perspective view of a controller for electronic game machine showing of our new design;

FIG. 2 is a rear, bottom and left perspective view thereof;

FIG. 3 is a front view thereof;

FIG. 4 is a rear view thereof;

FIG. 5 is a top plan view thereof;

FIG. 6 is a bottom plan view thereof;

FIG. 7 is a left side view thereof; and,

FIG. 8 is a right side view thereof.

1 Claim, 3 Drawing Sheets

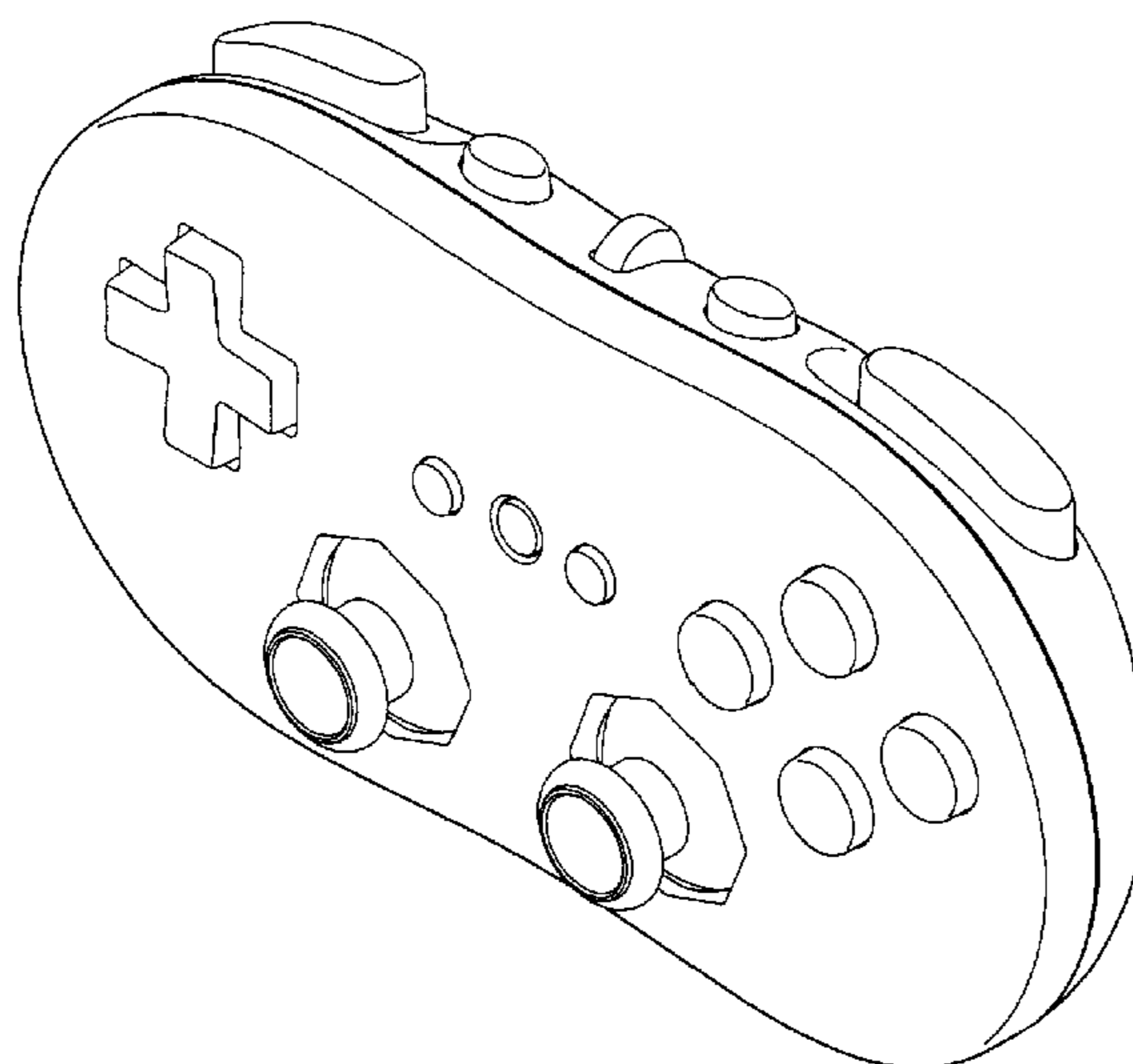


FIG. 1

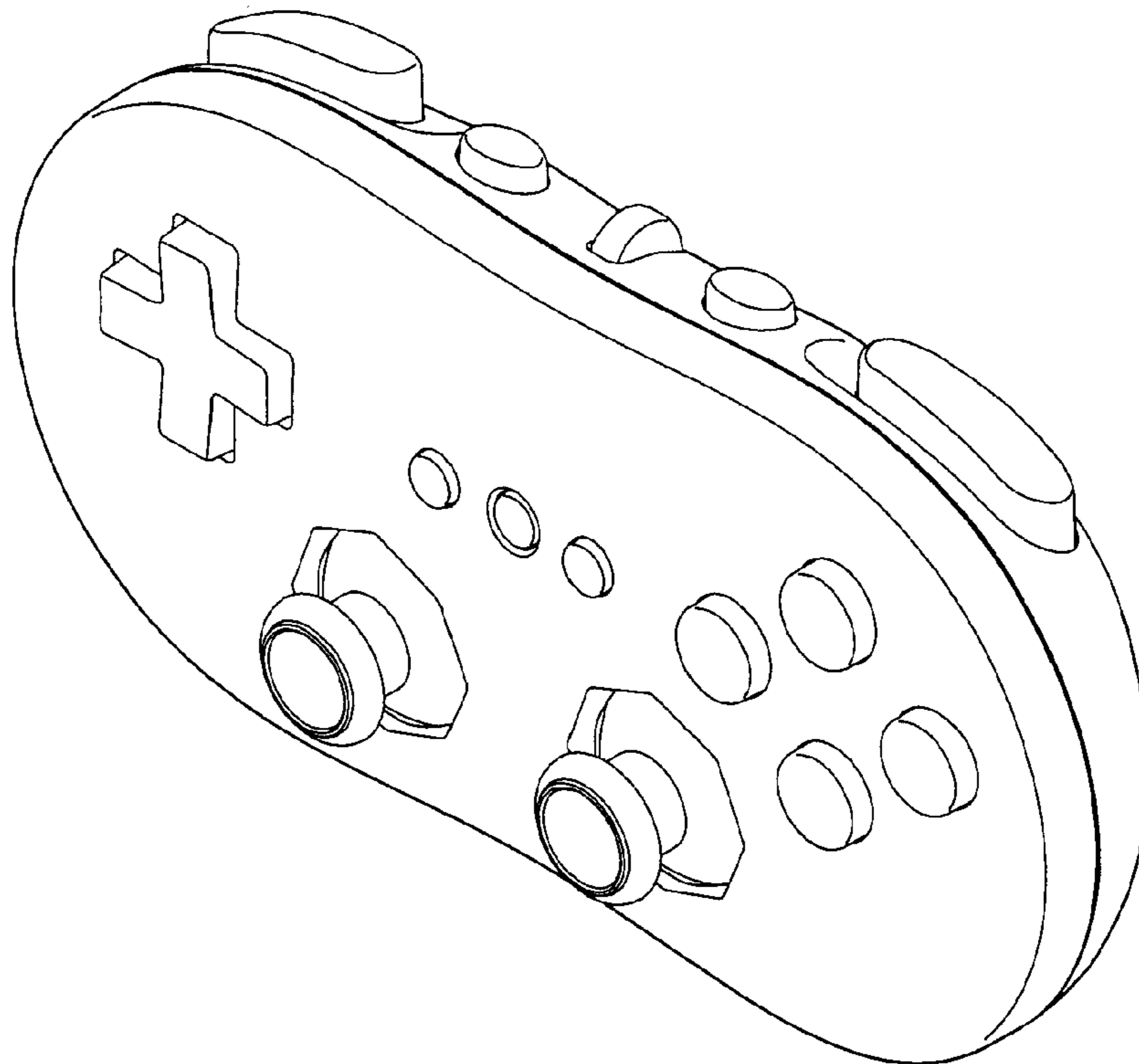


FIG. 2

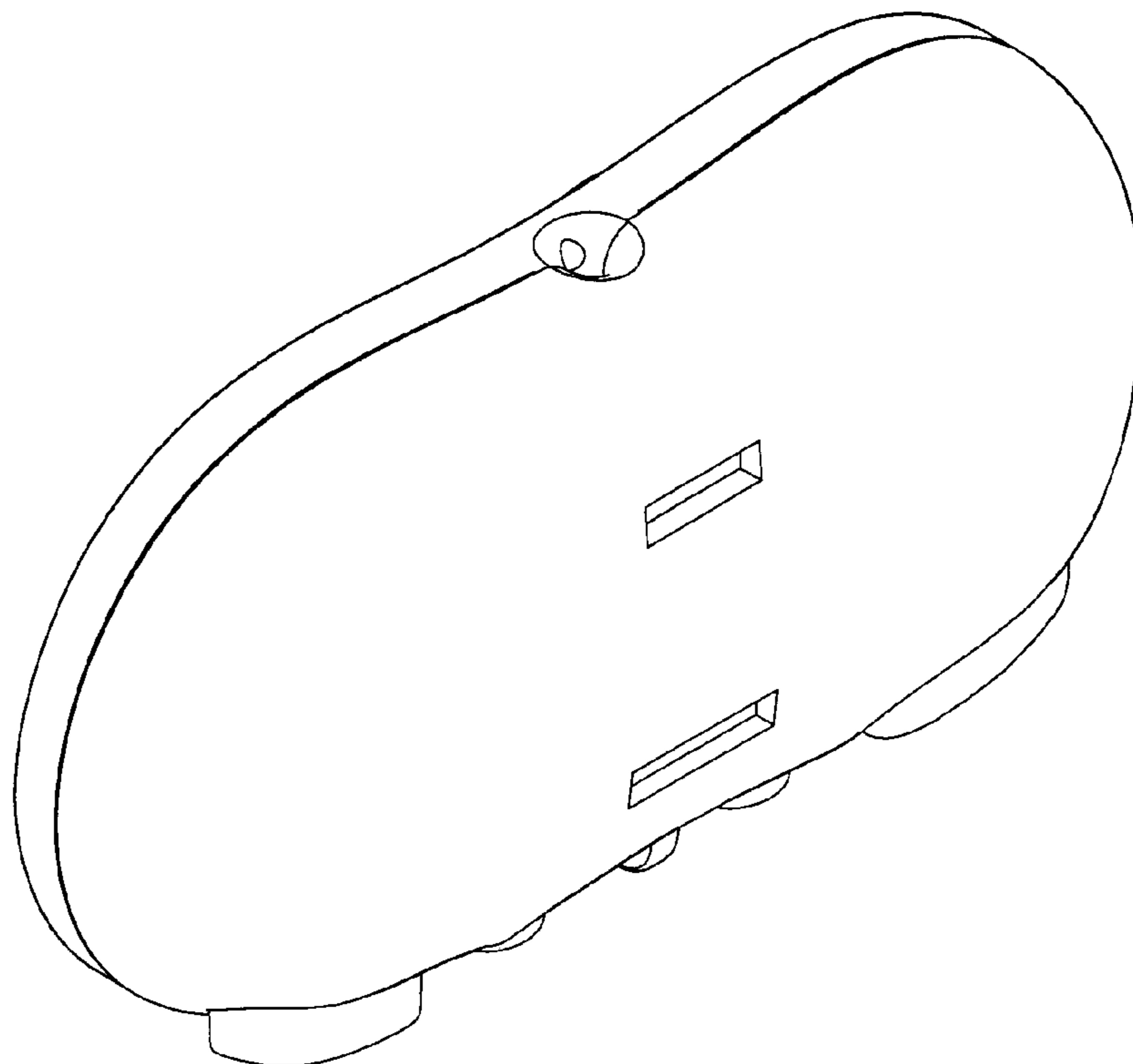


FIG. 3

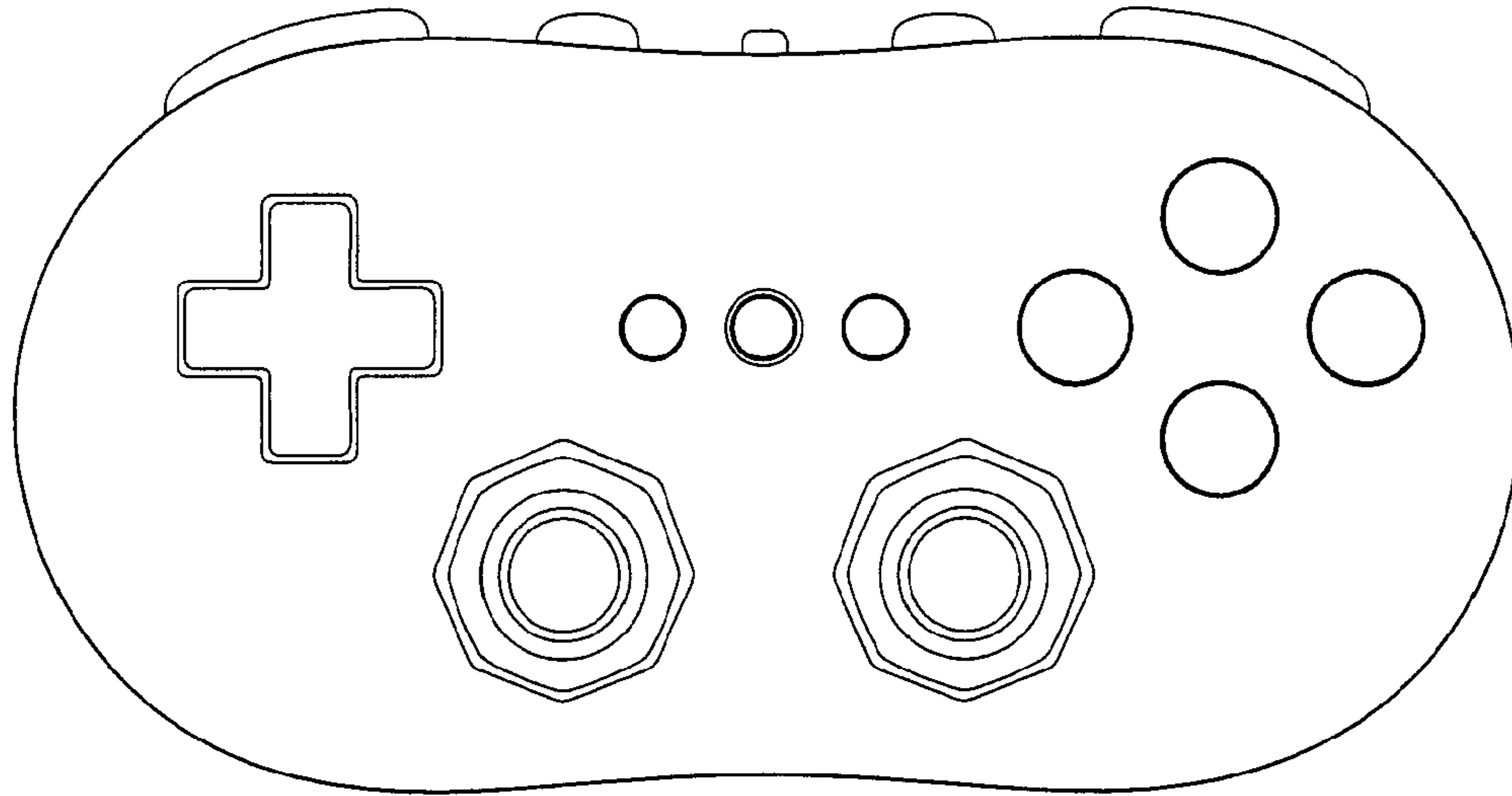


FIG. 4

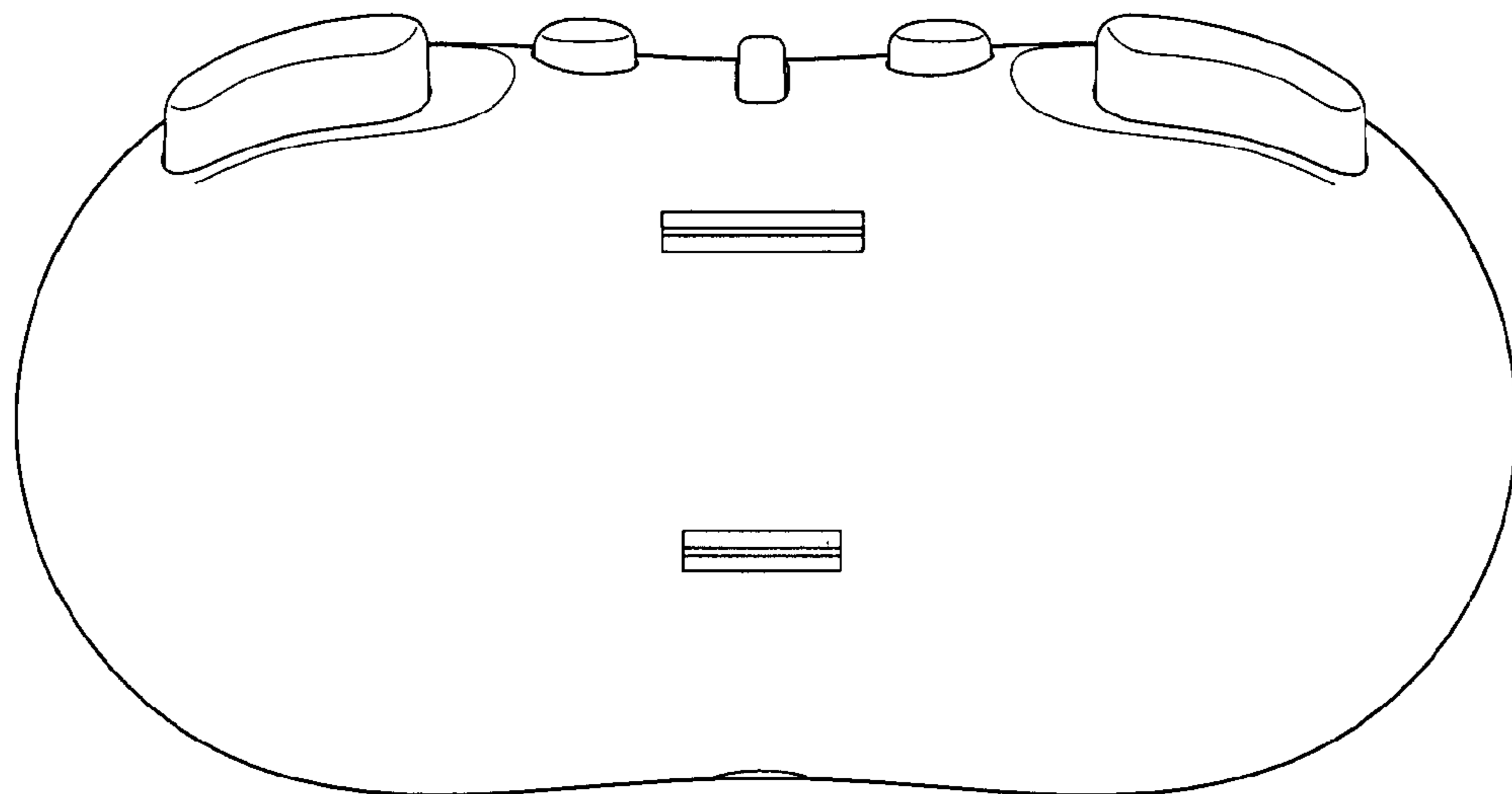


FIG. 5

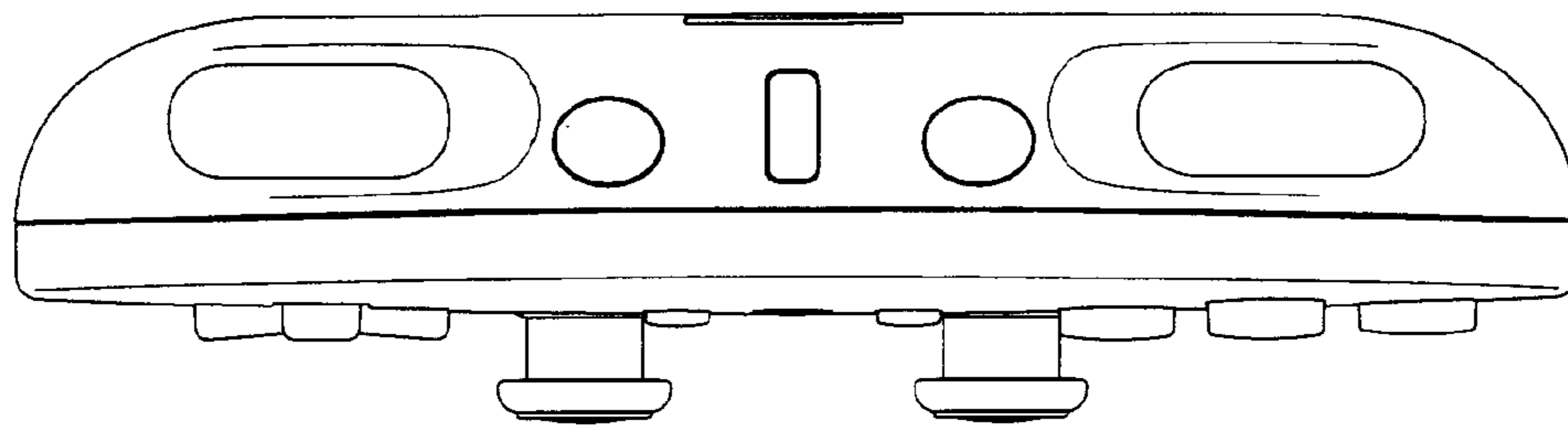


FIG. 6

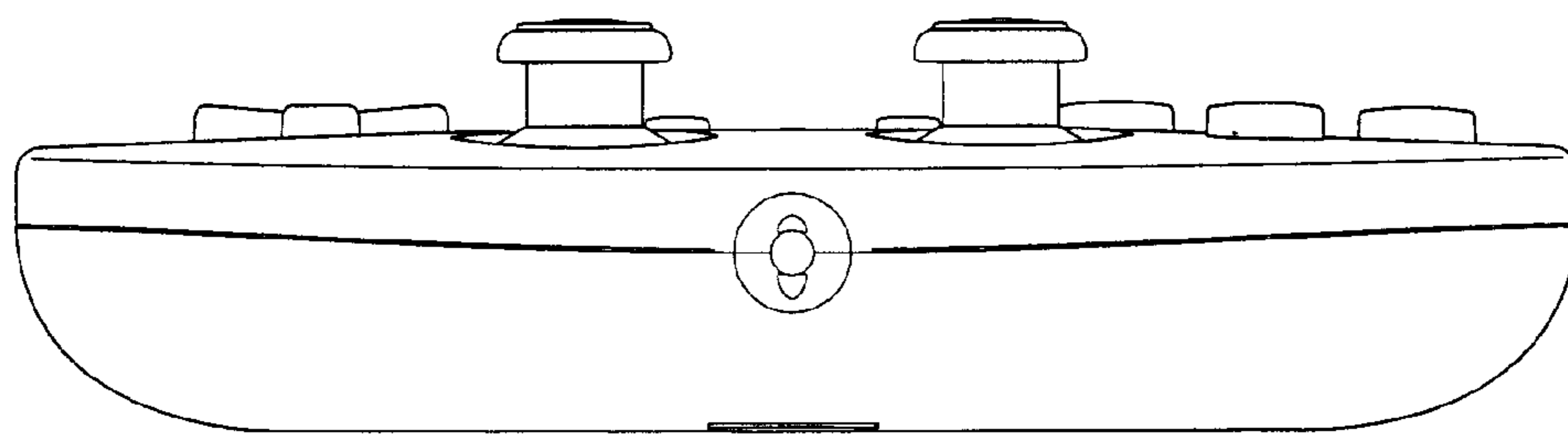


FIG. 7

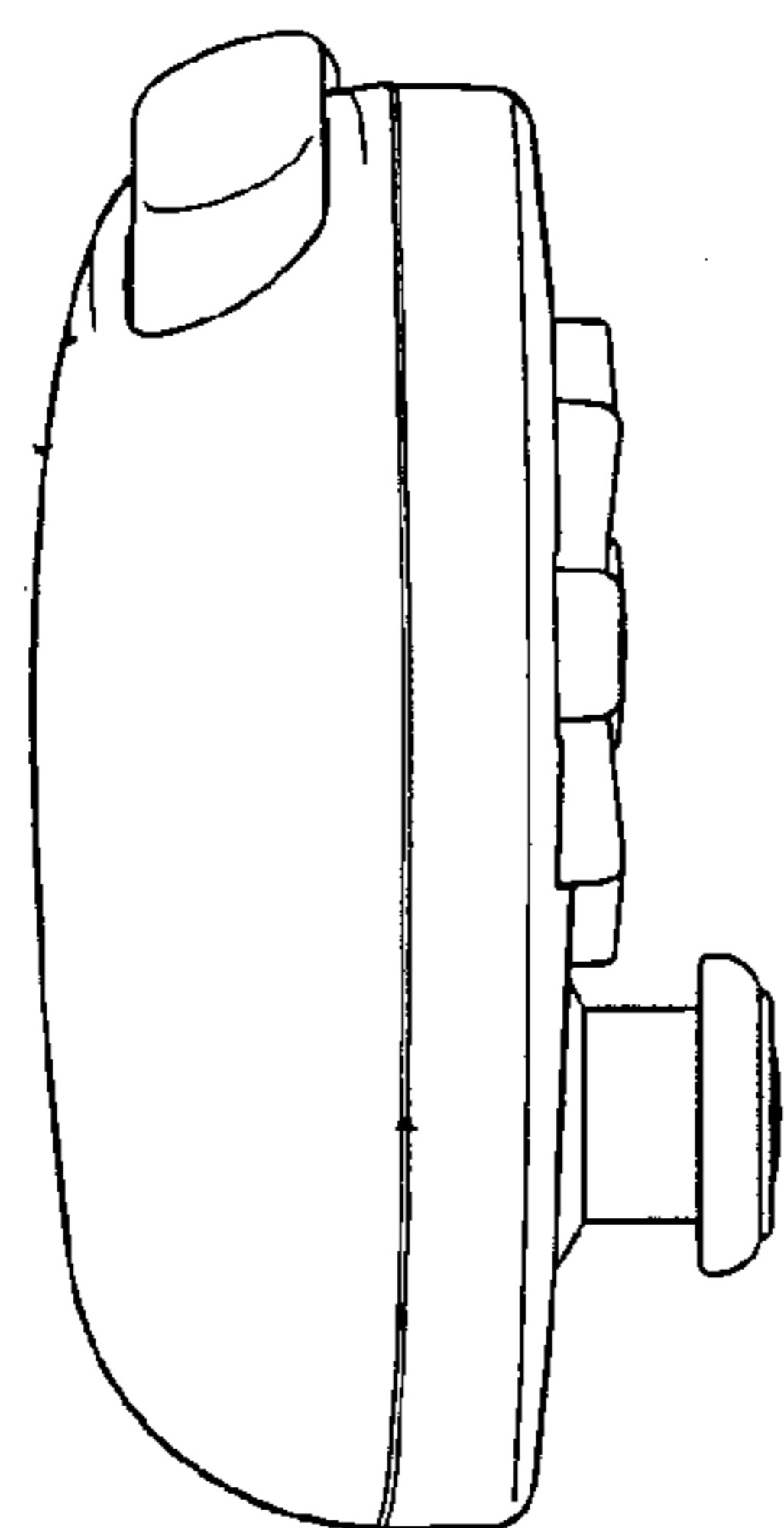


FIG. 8

