



US00D568868S

(12) **United States Design Patent**
Baird

(10) **Patent No.:** **US D568,868 S**

(45) **Date of Patent:** **** May 13, 2008**

(54) **LOUDSPEAKER**

(75) Inventor: **Jason Baird**, London (GB)

(73) Assignee: **Martin Audio Limited**, High Wycombe, Bucks (GB)

(**) Term: **14 Years**

(21) Appl. No.: **29/255,525**

(22) Filed: **Mar. 9, 2006**

(30) **Foreign Application Priority Data**

Sep. 9, 2005 (EM) 000401195-0001
Sep. 9, 2005 (EM) 000401195-0002

(51) **LOC (8) Cl.** **14-01**

(52) **U.S. Cl.** **D14/214**

(58) **Field of Classification Search** D14/204,
D14/209-216; 181/143-144, 147-148, 150,
181/157, 198-199, 151, 153; 381/300-302,
381/306, 333, 345, 361-364, 386-388, 332,
381/336

See application file for complete search history.

(56) **References Cited**

U.S. PATENT DOCUMENTS

3,020,400 A * 2/1962 Rosario 455/347
D222,676 S * 11/1971 Ishikawa D14/214
D276,518 S * 11/1984 Clemans D14/214
D305,892 S * 2/1990 Freed D14/213

5,000,286 A * 3/1991 Crawford et al. 181/145
D373,359 S * 9/1996 Meyer et al. D14/204
5,781,645 A * 7/1998 Beale 381/370
6,016,353 A * 1/2000 Guinness 381/342
D468,725 S * 1/2003 Nugent et al. D14/214
D499,085 S * 11/2004 Baird et al. D14/215
D517,525 S 3/2006 Baird et al.

* cited by examiner

Primary Examiner—Nanda Bondade

(74) *Attorney, Agent, or Firm*—Hodgson Russ LLP

(57) **CLAIM**

The ornamental design for a loudspeaker, as shown and described.

DESCRIPTION

FIG. 1 is a front perspective view of a loudspeaker, showing my new design;

FIG. 2 is a side elevational view thereof;

FIG. 3 is an opposite side elevational view thereof;

FIG. 4 is a top perspective view thereof;


FIG. 5 is a front elevational view thereof;

FIG. 6 is a rear elevational view thereof, the nameplate forming no part of the design;

FIG. 7 is a top plan view thereof; and,

FIG. 8 is a bottom plan view thereof.

1 Claim, 8 Drawing Sheets






Fig. 1




Fig. 2




Fig. 3



Fig. 4




Fig. 5




Fig. 6




Fig. 7




Fig. 8