

US00D568867S

(12) **United States Design Patent**
Parikh

(10) **Patent No.:** **US D568,867 S**

(45) **Date of Patent:** **** May 13, 2008**

(54) **SPEAKER ENCLOSURE WITH DISPLAY WINDOW WITH LED LIGHTS**

(75) Inventor: **Linken Parikh**, Glen Allen, VA (US)

(73) Assignee: **BluTiger, Inc.**, Richmond, VA (US)

(**) Term: **14 Years**

(21) Appl. No.: **29/246,313**

(22) Filed: **Mar. 30, 2006**

(51) **LOC (8) Cl.** **14-01**

(52) **U.S. Cl.** **D14/214**

(58) **Field of Classification Search** D14/204,
D14/209–214, 172; D20/10, 40; 181/143–148,
181/150–157, 198–199; 362/812, 555, 561,
362/84, 86; 381/300–302, 306, 333, 345,
381/361–364, 386–388, 332, 336; 40/541
See application file for complete search history.

(56) **References Cited**

U.S. PATENT DOCUMENTS

4,875,143 A * 10/1989 Fernandez 362/86

D326,620 S * 6/1992 Anderberg D20/10
6,000,493 A * 12/1999 Chen 181/141
6,144,752 A * 11/2000 Chen 381/386
6,270,229 B1 * 8/2001 Chien 362/84
D508,042 S * 8/2005 Oikawa D14/214
6,978,030 B2 * 12/2005 Reich 381/124

* cited by examiner

Primary Examiner—Nanda Bondade

(74) *Attorney, Agent, or Firm*—Leading-Edge Law Group, PLC; Matthew R. Osenga

(57) **CLAIM**

The ornamental design for a speaker enclosure with display window with LED lights, as shown.

DESCRIPTION

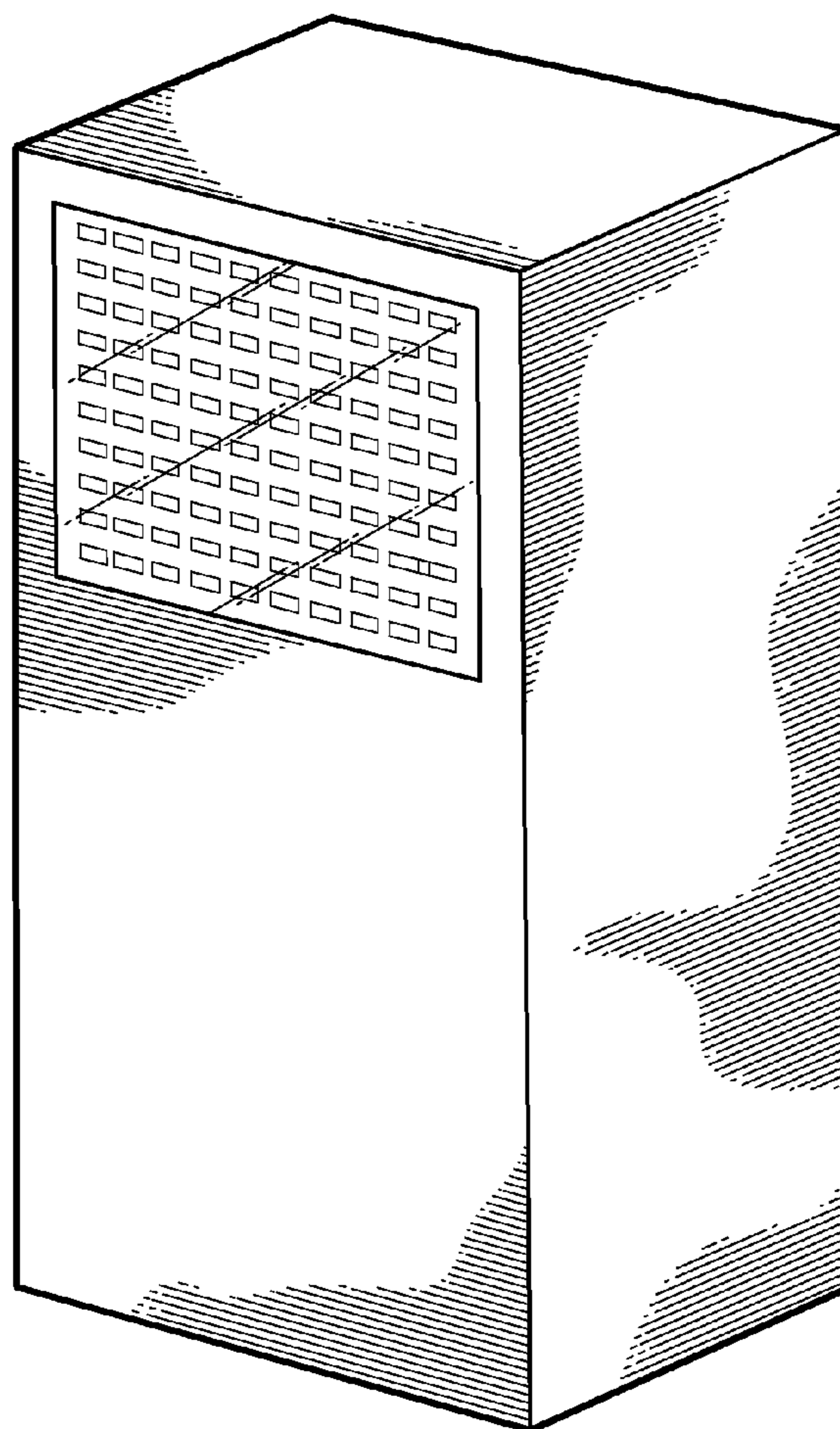
FIG. 1 is a front elevation view of a speaker enclosure with display window showing my new design;

FIG. 2 is a perspective view thereof;

FIG. 3 is a top view thereof; and,

FIG. 4 is a side view thereof.

1 Claim, 3 Drawing Sheets



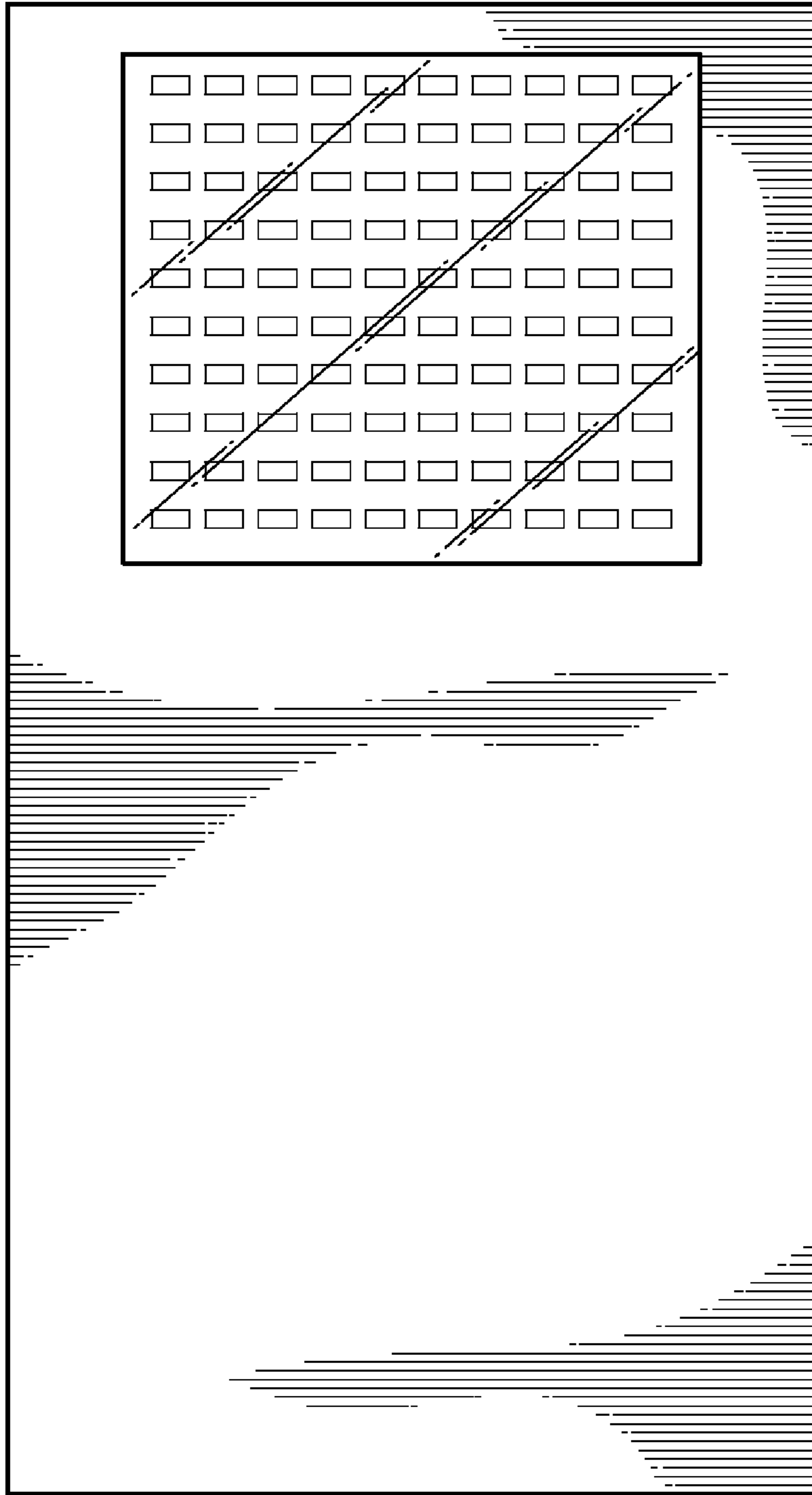


FIG. 1

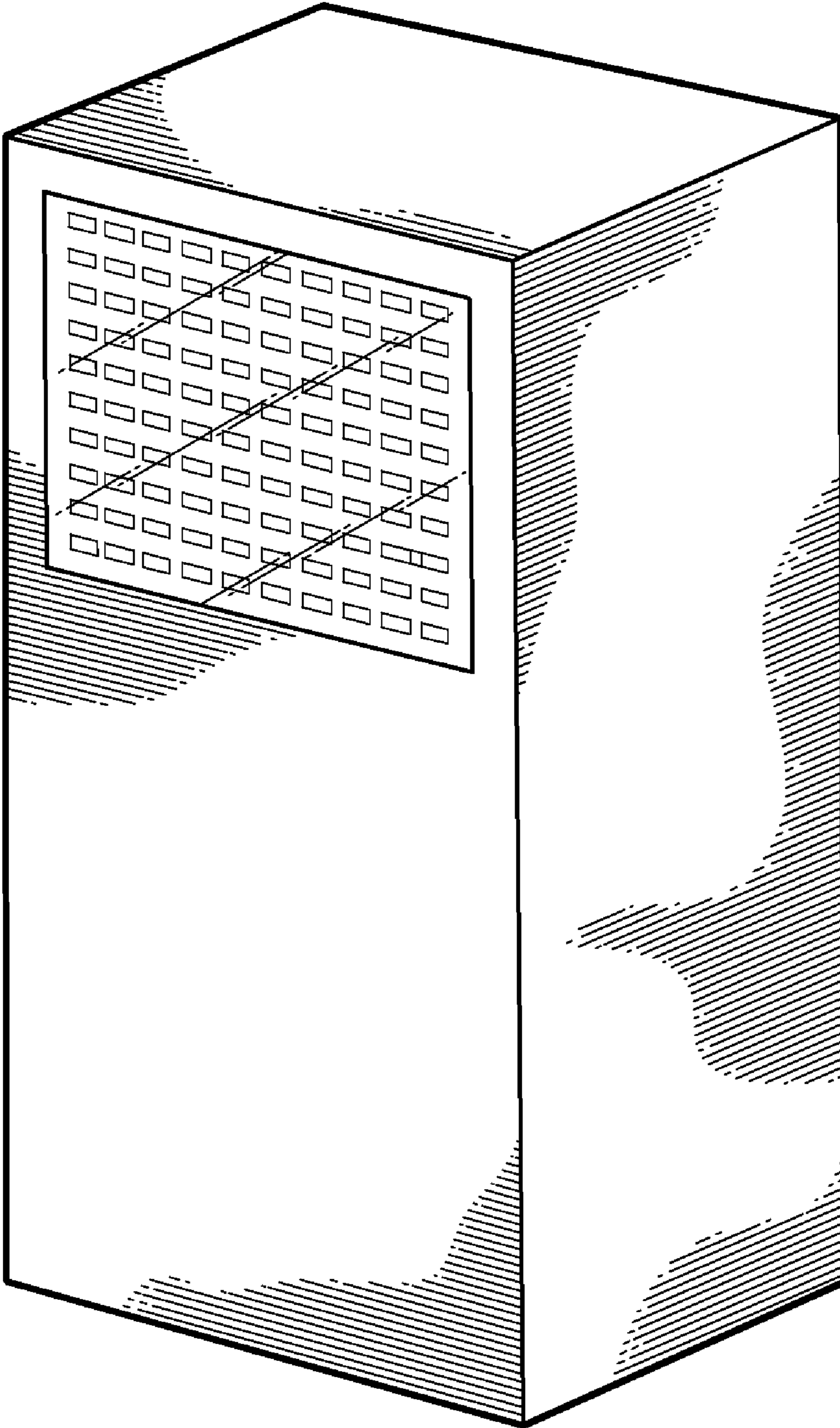


FIG. 2




FIG. 3




FIG. 4