

US00D568866S

(12) **United States Design Patent**
Derocher et al.

(10) **Patent No.:** **US D568,866 S**

(45) **Date of Patent:** **** May 13, 2008**

(54) **SPEAKER**

(75) Inventors: **Michael D. Derocher**, North Albany, OR (US); **John L. Guenther**, Palo Alto, CA (US); **Mark C. Solomon**, Corvallis, OR (US); **Marcus Hogarth**, London (GB); **Stephen DeSeulles**, London (GB)

(73) Assignee: **Hewlett-Packard Development Company, L.P.**, Houston, TX (US)

(**) Term: **14 Years**

(21) Appl. No.: **29/285,604**

(22) Filed: **Apr. 3, 2007**

(51) **LOC (8) Cl.** **14-01**

(52) **U.S. Cl.** **D14/211**

(58) **Field of Classification Search** D14/204, D14/207, 210-216; 181/143-144, 147-148, 181/150-153, 157, 198-199; 381/300-303, 381/306, 332-333, 336, 345, 361-364, 386-388
See application file for complete search history.

(56) **References Cited**

U.S. PATENT DOCUMENTS

D241,253 S * 8/1976 Bertagni et al. D14/211

D483,026 S * 12/2003 Koskinen D14/211
D497,155 S * 10/2004 Allen D14/211
D508,909 S * 8/2005 Harris et al. D14/211
D536,330 S 2/2007 Tan
D537,813 S 3/2007 Hoehn et al.
D538,265 S 3/2007 Lee
D538,266 S 3/2007 Yoon et al.

* cited by examiner

Primary Examiner—Nanda Bondade

(57) **CLAIM**

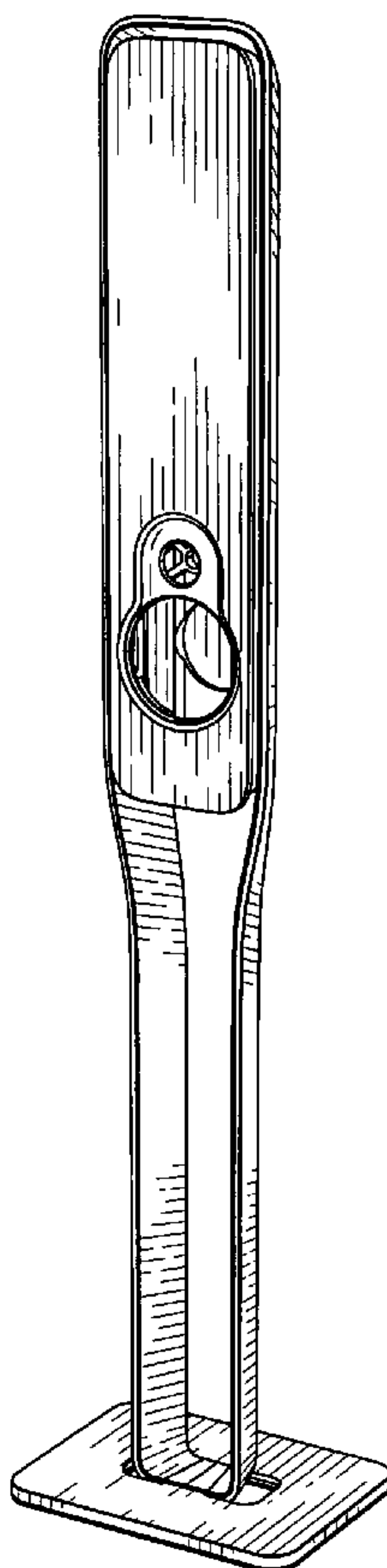
The ornamental design for a speaker, as shown and described.

DESCRIPTION

FIG. 1 is a front perspective view of a speaker;
FIG. 2 is a front elevational view thereof;
FIG. 3 is a rear elevational view thereof;
FIG. 4 is a right side elevational view thereof, the left side elevational view thereof being a mirror image; and,
FIG. 5 is a top plan view thereof.

The bottom of the speaker, not shown, forms no part of the claimed design.

1 Claim, 2 Drawing Sheets



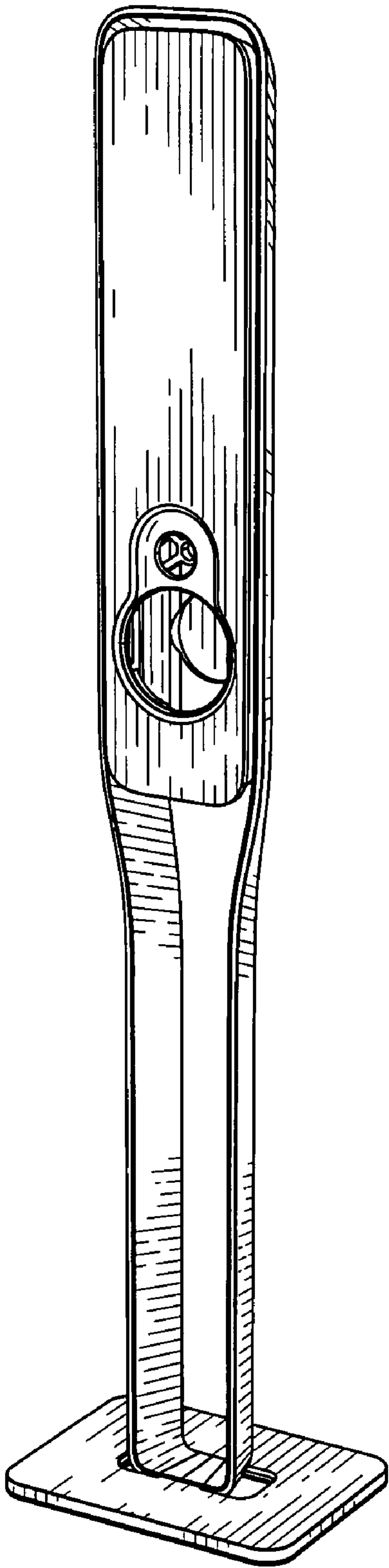


FIG. 1

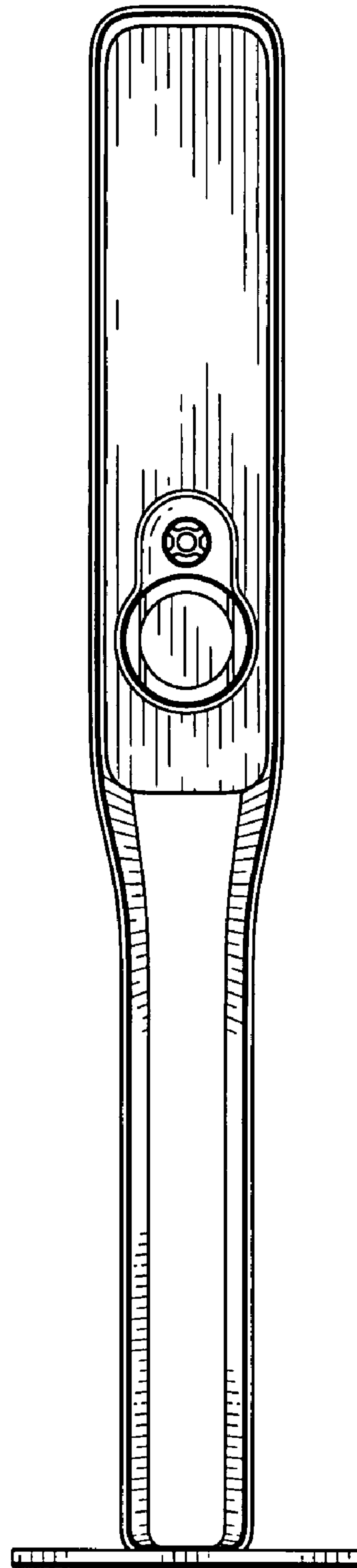


FIG. 2

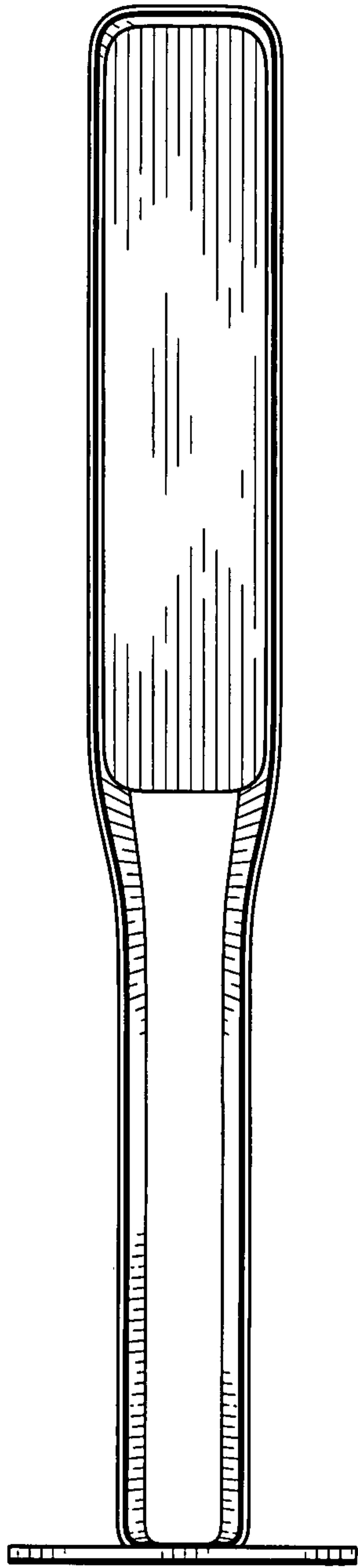


FIG. 3

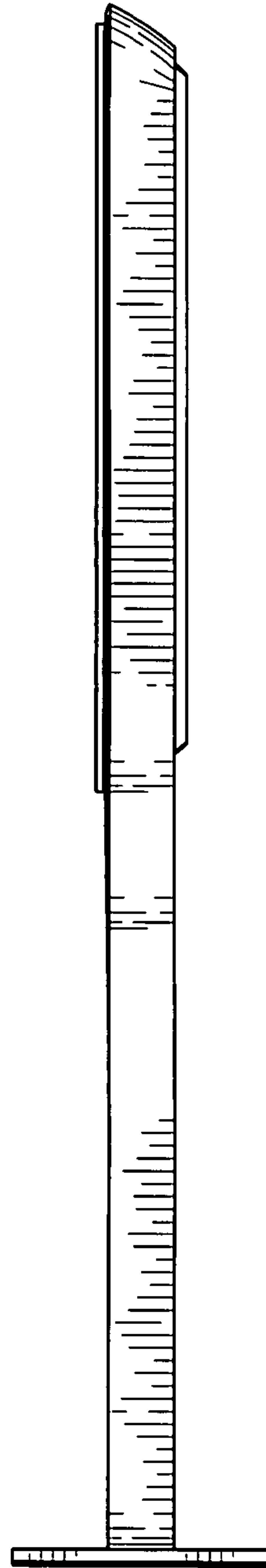


FIG. 4

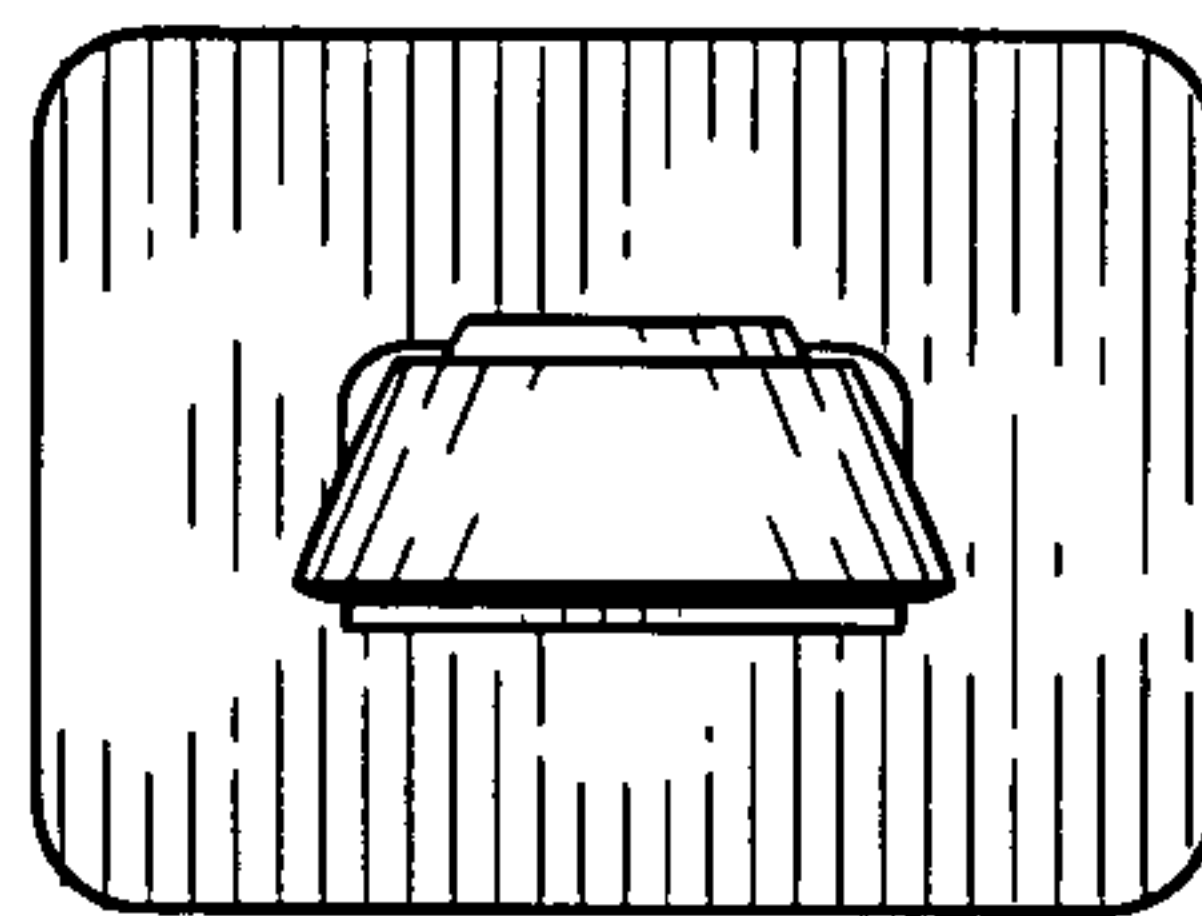


FIG. 5