

US00D568840S

(12) **United States Design Patent**
Hsu

(10) **Patent No.:** **US D568,840 S**

(45) **Date of Patent:** **** May 13, 2008**

(54) **SLOT STRUCTURE OF A CHASSIS FOR
RETAINING A SLIDABLE CIRCUIT BOARD**

(75) Inventor: **Chi-Lin Hsu**, Taipei Hsien (TW)

(73) Assignee: **Nextronics Engineering Corp.**, Taipei
Hsien (TW)

(**) Term: **14 Years**

(21) Appl. No.: **29/234,127**

(22) Filed: **Jul. 14, 2005**

(51) **LOC (8) Cl.** **13-99**

(52) **U.S. Cl.** **D13/184**

(58) **Field of Classification Search** D13/184,
D13/199, 182; D14/435, 433, 436, 437,
D14/432; 439/358, 327

See application file for complete search history.

(56) **References Cited**

U.S. PATENT DOCUMENTS

| | | | | | |
|-----------|-----|---------|------------------|-------|-----------|
| 3,184,069 | A * | 5/1965 | Rosenberg | | 211/41.17 |
| D213,783 | S * | 4/1969 | Laybourn et al. | | D14/435 |
| D323,318 | S * | 1/1992 | Feinstein et al. | | D13/182 |
| 5,118,306 | A * | 6/1992 | Bixler et al. | | 439/405 |
| D349,886 | S * | 8/1994 | Derouiche | | D13/147 |
| 5,470,242 | A * | 11/1995 | Cheng et al. | | 439/157 |
| 5,726,865 | A * | 3/1998 | Webb et al. | | 361/801 |
| 5,730,611 | A * | 3/1998 | Cheng et al. | | 439/160 |
| 6,045,386 | A * | 4/2000 | Boe | | 439/327 |
| 6,056,579 | A * | 5/2000 | Richards et al. | | 439/358 |
| 6,147,873 | A * | 11/2000 | Huang | | 361/759 |

| | | | | | |
|--------------|------|---------|---------------|-------|---------|
| 6,164,990 | A * | 12/2000 | Yu et al. | | 439/135 |
| 6,193,541 | B1 * | 2/2001 | Lee | | 439/405 |
| 6,210,203 | B1 * | 4/2001 | Ma | | 439/377 |
| D442,568 | S * | 5/2001 | Masuo et al. | | D13/199 |
| 6,319,037 | B1 * | 11/2001 | Lai | | 439/327 |
| 6,418,035 | B1 * | 7/2002 | Yu | | 361/809 |
| 6,619,973 | B2 * | 9/2003 | Perino et al. | | 439/327 |
| 2006/0018086 | A1 * | 1/2006 | Liu | | 361/679 |
| 2006/0264096 | A1 * | 11/2006 | Johnson | | 439/566 |

* cited by examiner

Primary Examiner—Robert M. Spear

Assistant Examiner—Ania K Dworzecka

(74) *Attorney, Agent, or Firm*—Rosenberg, Klein & Lee

(57) **CLAIM**

The ornamental design for a “slot structure of a chassis for retaining a slidable circuit board,” as shown and described.

DESCRIPTION

FIG. 1 is a perspective view of a “slot structure of a chassis for retaining a slidable circuit board” showing my new design;

FIG. 2 is a front view thereof;

FIG. 3 is a rear view thereof;

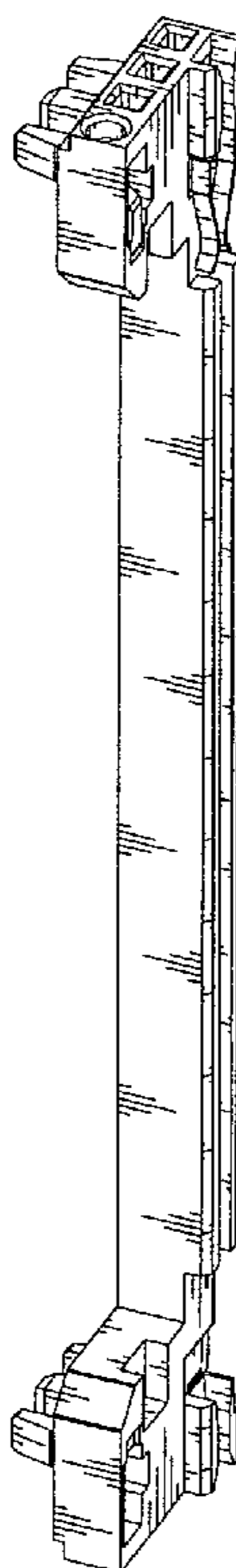
FIG. 4 is a left side view thereof;

FIG. 5 is a right side view thereof;

FIG. 6 is a top view thereof; and,

FIG. 7 is a bottom view thereof.

1 Claim, 4 Drawing Sheets



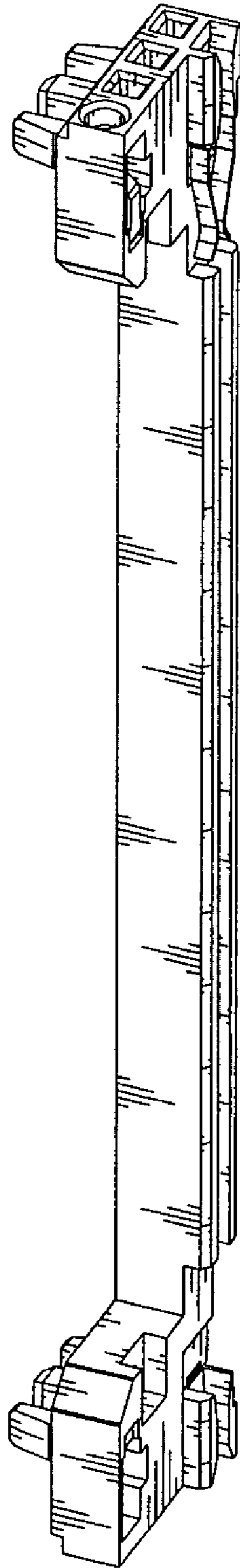


FIG 1




FIG 2

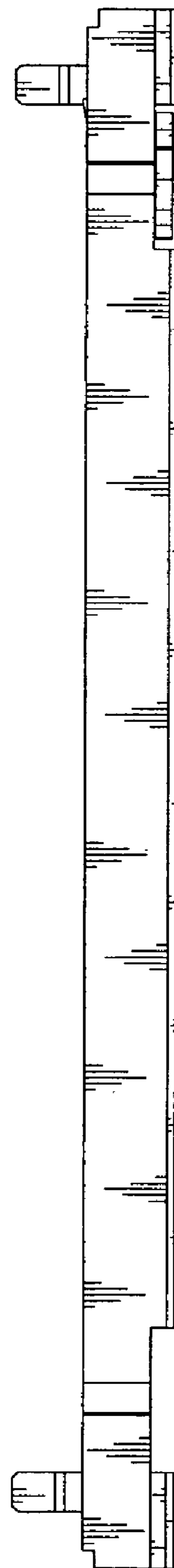


FIG 3

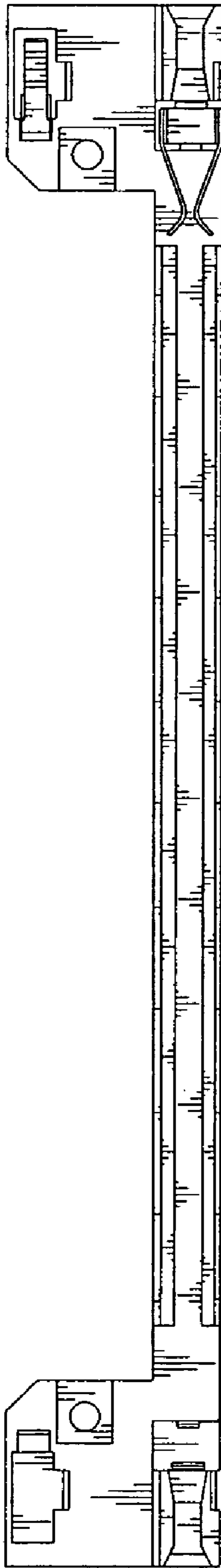


FIG 4

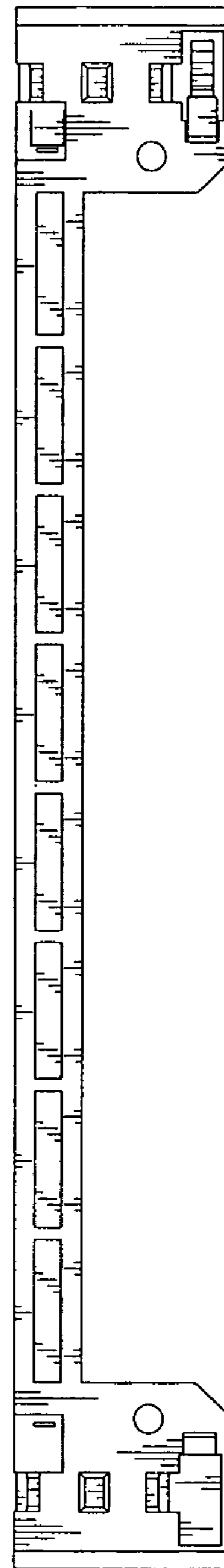


FIG 5

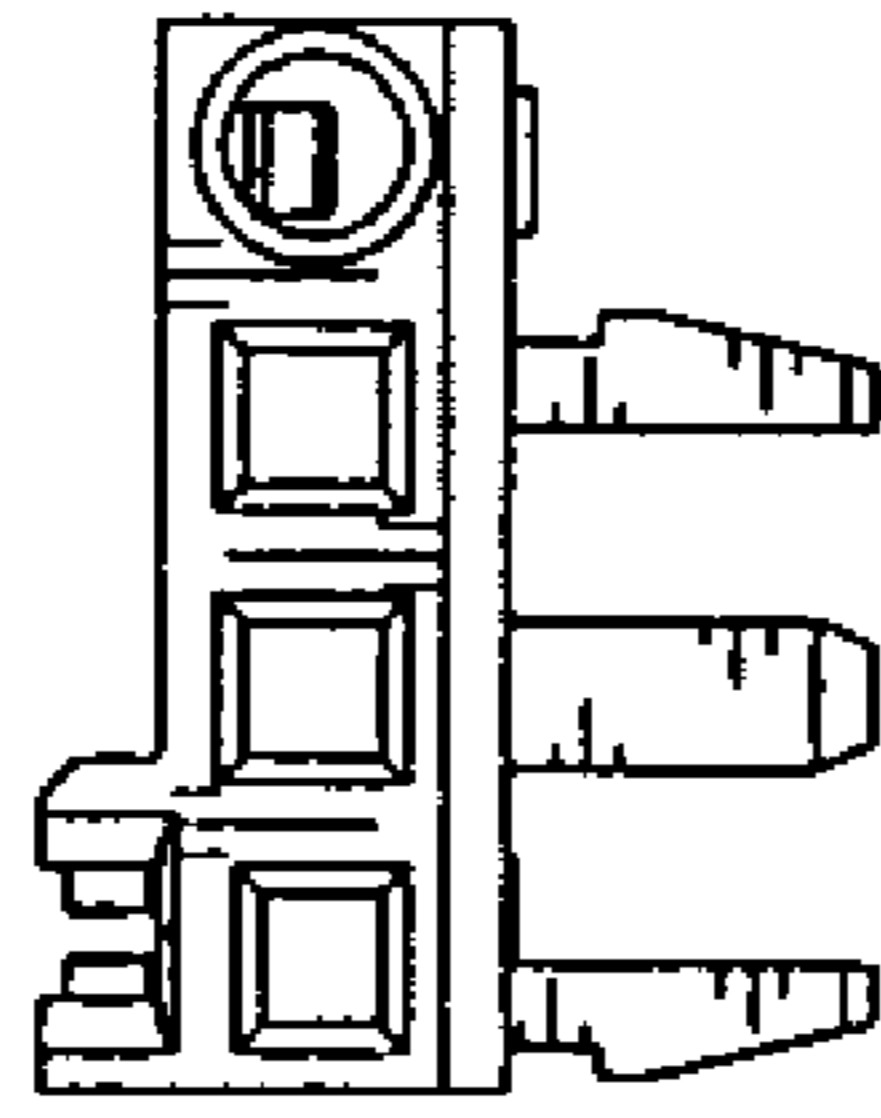


FIG 6

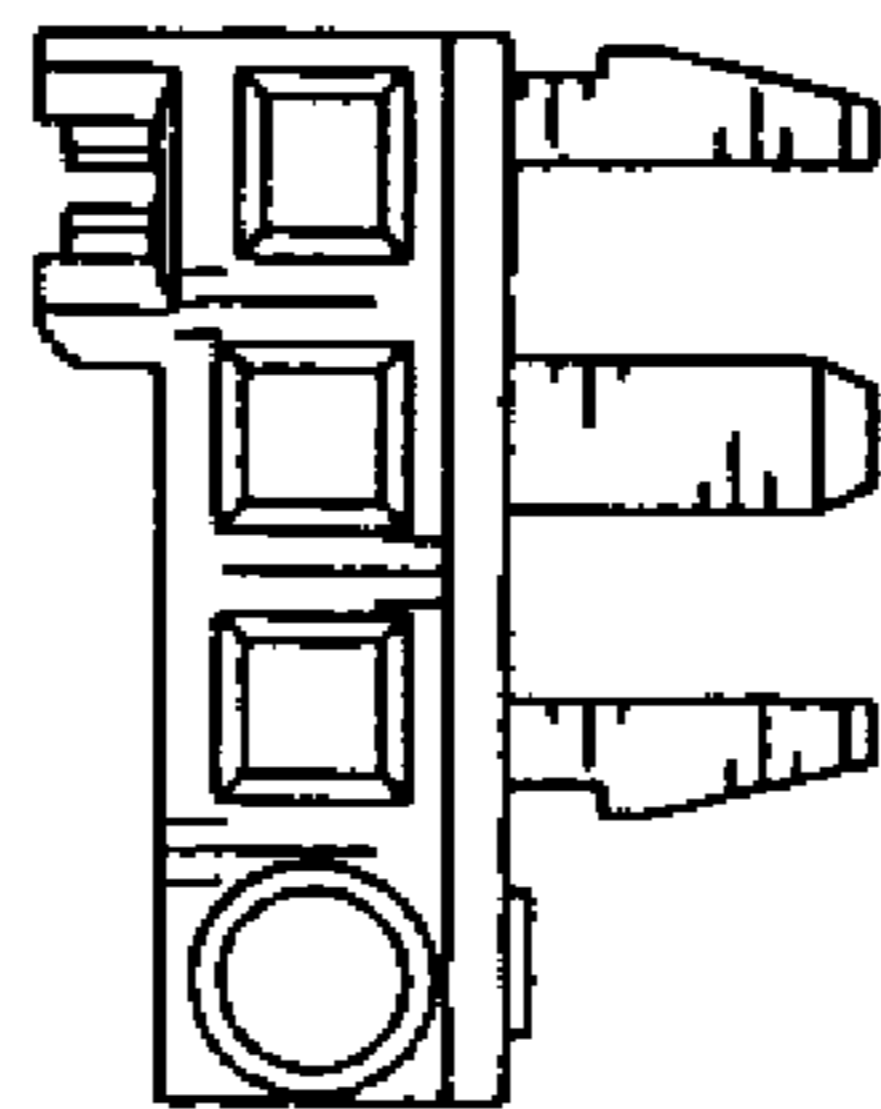


FIG 7