

US00D568833S

(12) **United States Design Patent**  
**Li**

(10) **Patent No.:** **US D568,833 S**

(45) **Date of Patent:** **\*\* May 13, 2008**

(54) **ILLUMINATION LED**

(76) Inventor: **Chia-Mao Li**, 235 Chung-Ho Box 8-24,  
Taipei (TW)

(\*\*) Term: **14 Years**

(21) Appl. No.: **29/280,824**

(22) Filed: **Jun. 8, 2007**

(51) **LOC (8) Cl.** ..... **13-03**

(52) **U.S. Cl.** ..... **D13/180**

(58) **Field of Classification Search** ..... D13/180;  
D26/2; 257/79, 80, 81, 88, 89, 95, 98, 99,  
257/100; 313/483, 498, 500; 362/555, 800  
See application file for complete search history.

(56) **References Cited**

**U.S. PATENT DOCUMENTS**

D497,883 S	*	11/2004	Wedig et al.	.....	D13/180
D499,075 S	*	11/2004	Yoon et al.	.....	D13/180
D505,663 S	*	5/2005	Moriyama et al.	.....	D13/180
D520,965 S	*	5/2006	Omata	.....	D13/180
D531,140 S	*	10/2006	Konno et al.	.....	D13/180
D552,034 S	*	10/2007	Hobson et al.	.....	D13/133

2004/0046179	A1*	3/2004	Baur et al.	.....	257/98
2006/0163602	A1*	7/2006	Isokawa	.....	257/100
2006/0198162	A1*	9/2006	Ishidu et al.	.....	362/623
2006/0220205	A1*	10/2006	Hongo et al.	.....	257/680

\* cited by examiner

*Primary Examiner*—Selina Sikder

(57) **CLAIM**

The ornamental design for a illumination LED, as shown and described.

**DESCRIPTION**

FIG. 1 is a perspective view of a illumination LED showing my new design

FIG. 2 is a front elevational view thereof

FIG. 3 is a rear elevational view thereof.

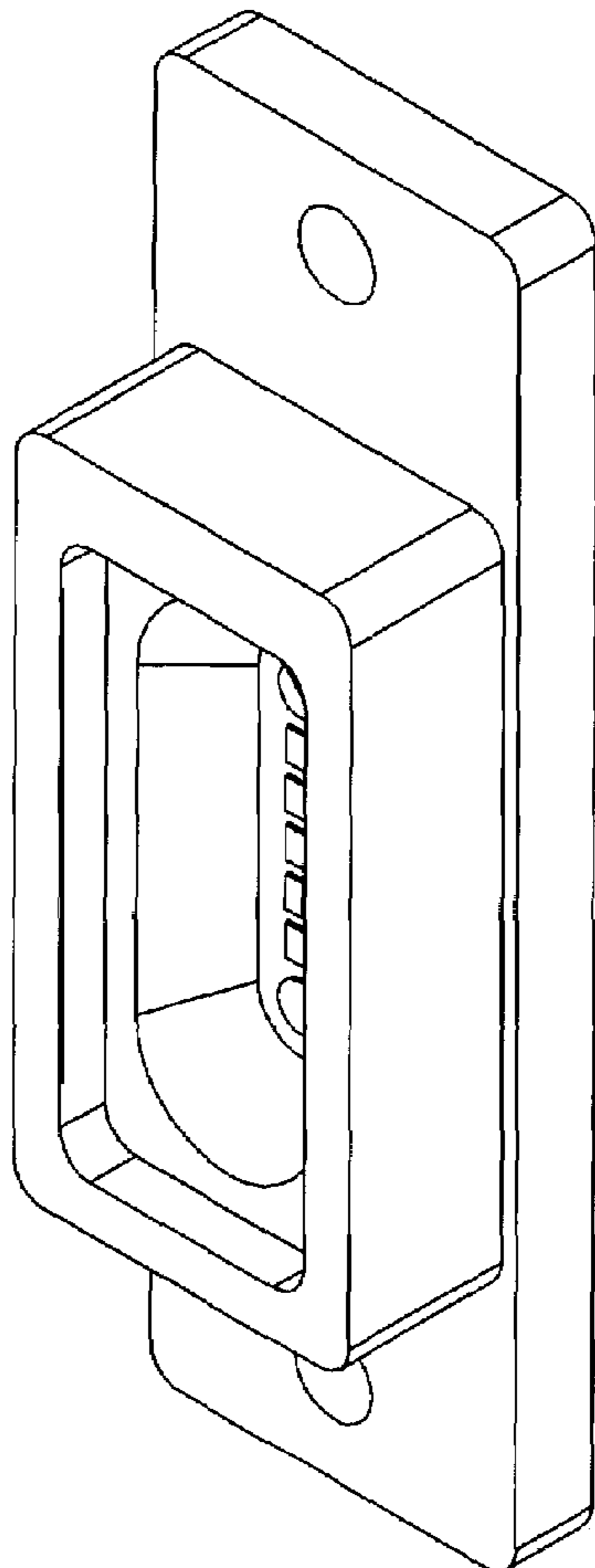
FIG. 4 is a left side view thereof

FIG. 5 is a right side view thereof

FIG. 6 is a top plan view thereof; and,

FIG. 7 is a bottom plan view thereof.

**1 Claim, 7 Drawing Sheets**



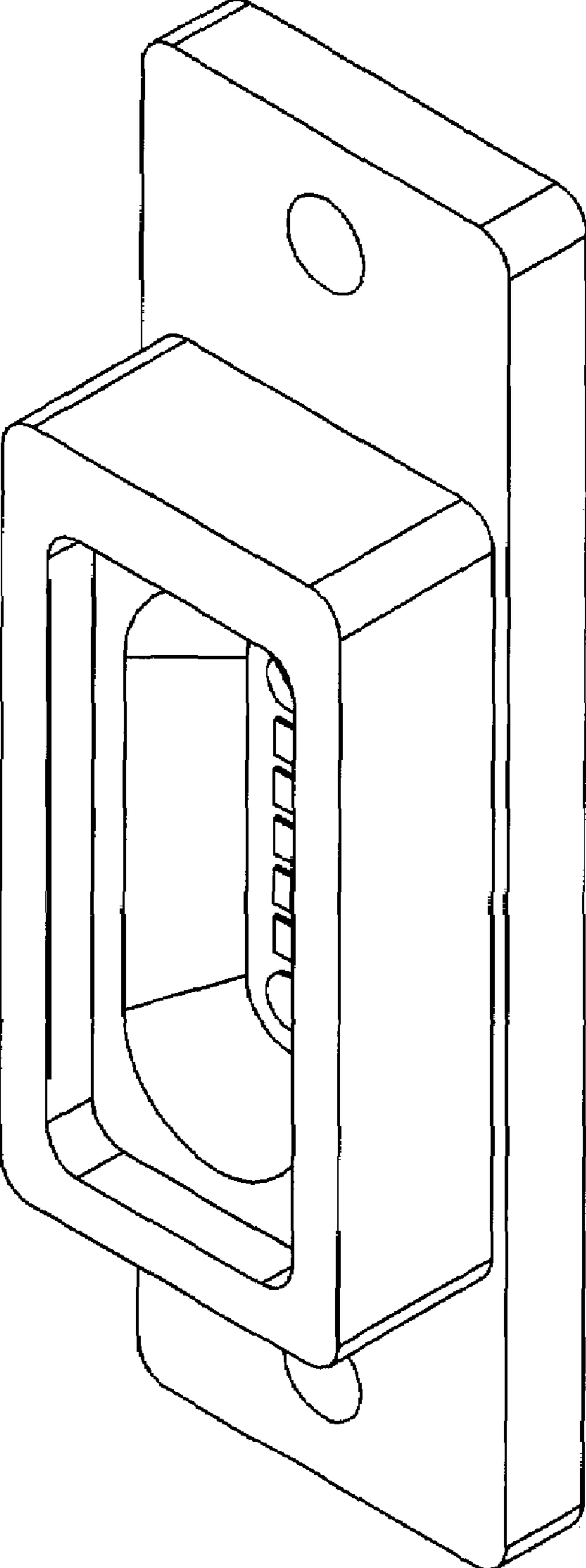


Fig. 1




Fig. 2




Fig. 3




Fig. 4




Fig. 5




Fig. 6




Fig. 7