

US00D568802S

(12) **United States Design Patent**  
**Chen**

(10) **Patent No.:** **US D568,802 S**

(45) **Date of Patent:** **\*\* May 13, 2008**

(54) **BOAT HULL**

(75) Inventor: **Wen-Yun Chen**, Taipei Hsien (TW)

(73) Assignee: **Ta Chiao Chou Yacht Building Co., Ltd.**, Taipei Hsein (TW)

(\*\*) Term: **14 Years**

(21) Appl. No.: **29/266,381**

(22) Filed: **Sep. 20, 2006**

(51) **LOC (8) Cl.** ..... **12-06**

(52) **U.S. Cl.** ..... **D12/300**

(58) **Field of Classification Search** ..... D12/300–318;  
114/270, 345, 355–357

See application file for complete search history.

(56) **References Cited**

U.S. PATENT DOCUMENTS

D249,033 S *	8/1978	Potter	.....	D12/312
D301,573 S *	6/1989	Fuller	.....	D12/310
D400,156 S *	10/1998	Duvenage et al.	.....	D12/312
D464,930 S *	10/2002	Argent et al.	.....	D12/310
6,546,890 B1	4/2003	Craig	.....	114/228
6,851,991 B2	2/2005	Eriksson	.....	440/66

\* cited by examiner

*Primary Examiner*—Holly H. Baynham

*Assistant Examiner*—Cynthia M Chin

(74) *Attorney, Agent, or Firm*—Baker & McKenzie LLP;  
David I. Roche; Daniel A. Tallitsch

(57) **CLAIM**

The ornamental design for a boat hull, as shown and described.

**DESCRIPTION**

FIG. 1 is a perspective view of a boat hull according to my new design;

FIG. 2 is another perspective view thereof;

FIG. 3 is a side elevation view thereof;

FIG. 4 is a bottom plan view thereof;

FIG. 5 is a top plan view thereof;

FIG. 6 is an enlarged front elevation view thereof; and,

FIG. 7 is an enlarged rear elevation view thereof.

Where used in the drawings, the broken lines show the environmental structure only for the purpose of illustration, and form no parts of the claimed design.

**1 Claim, 3 Drawing Sheets**

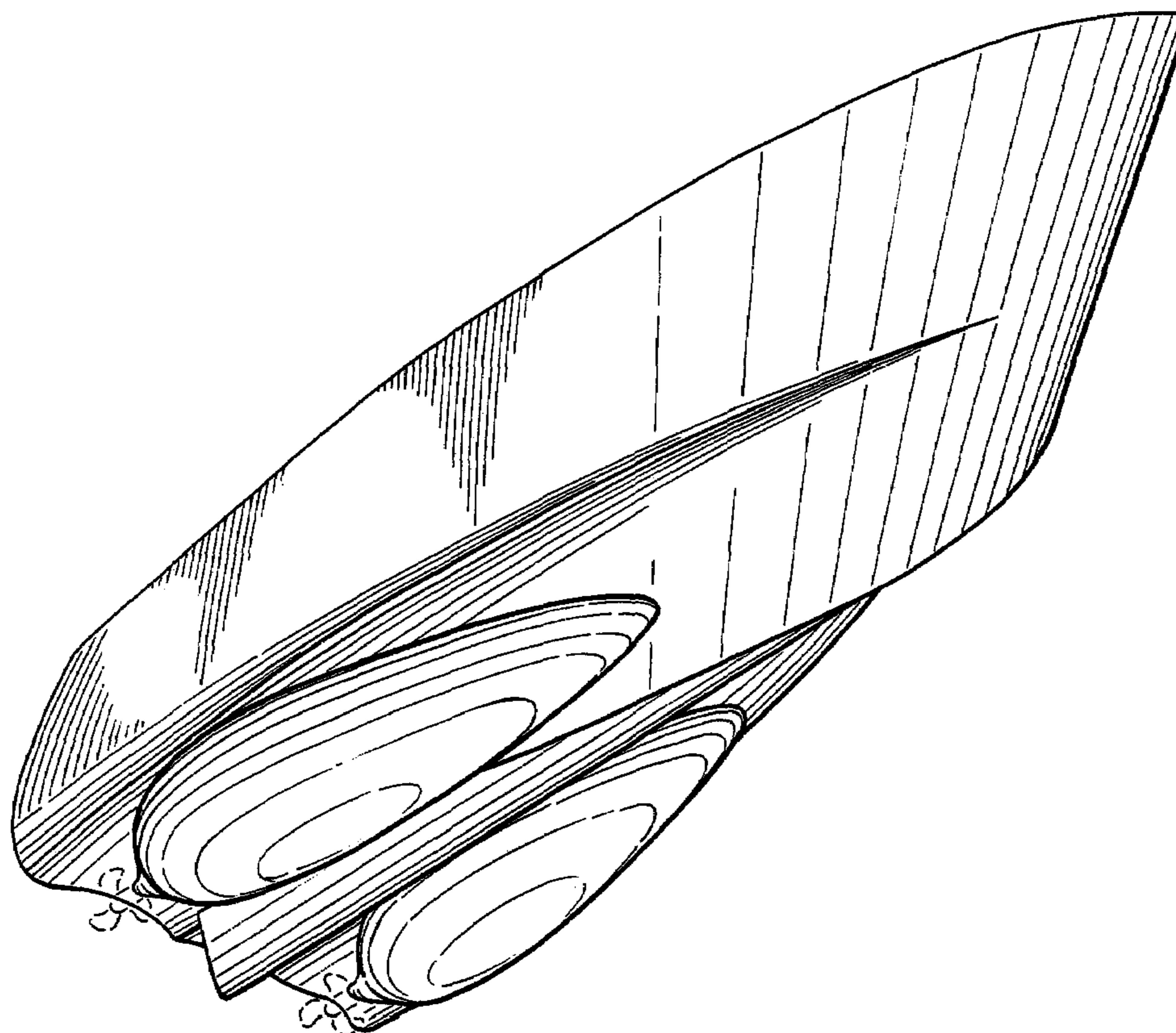
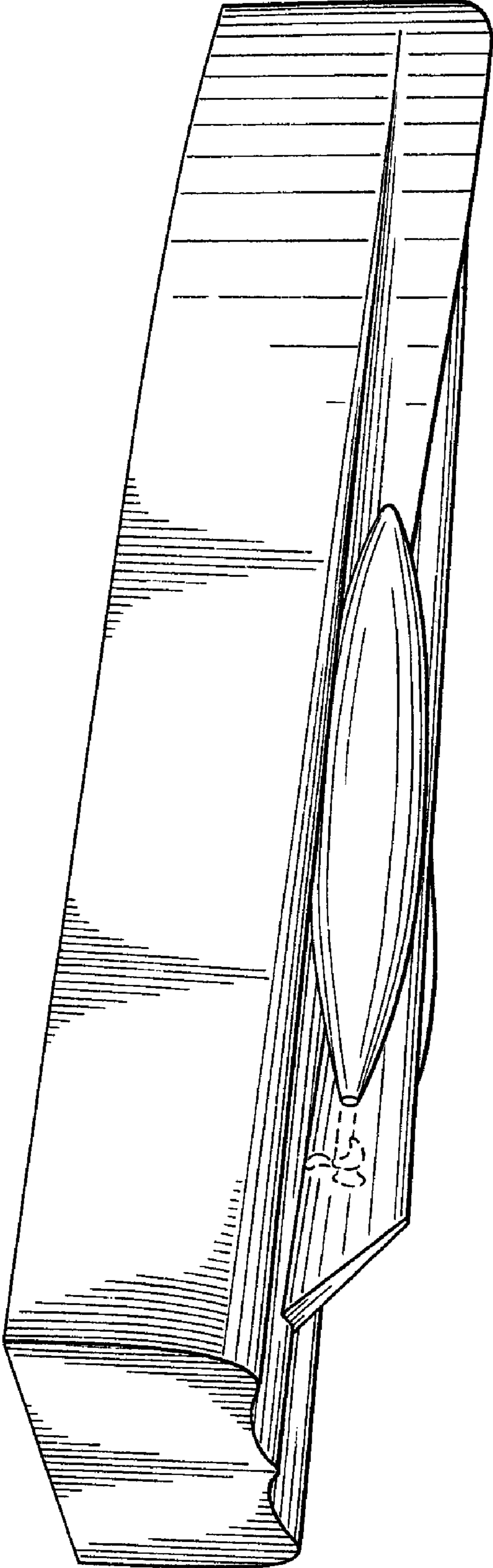
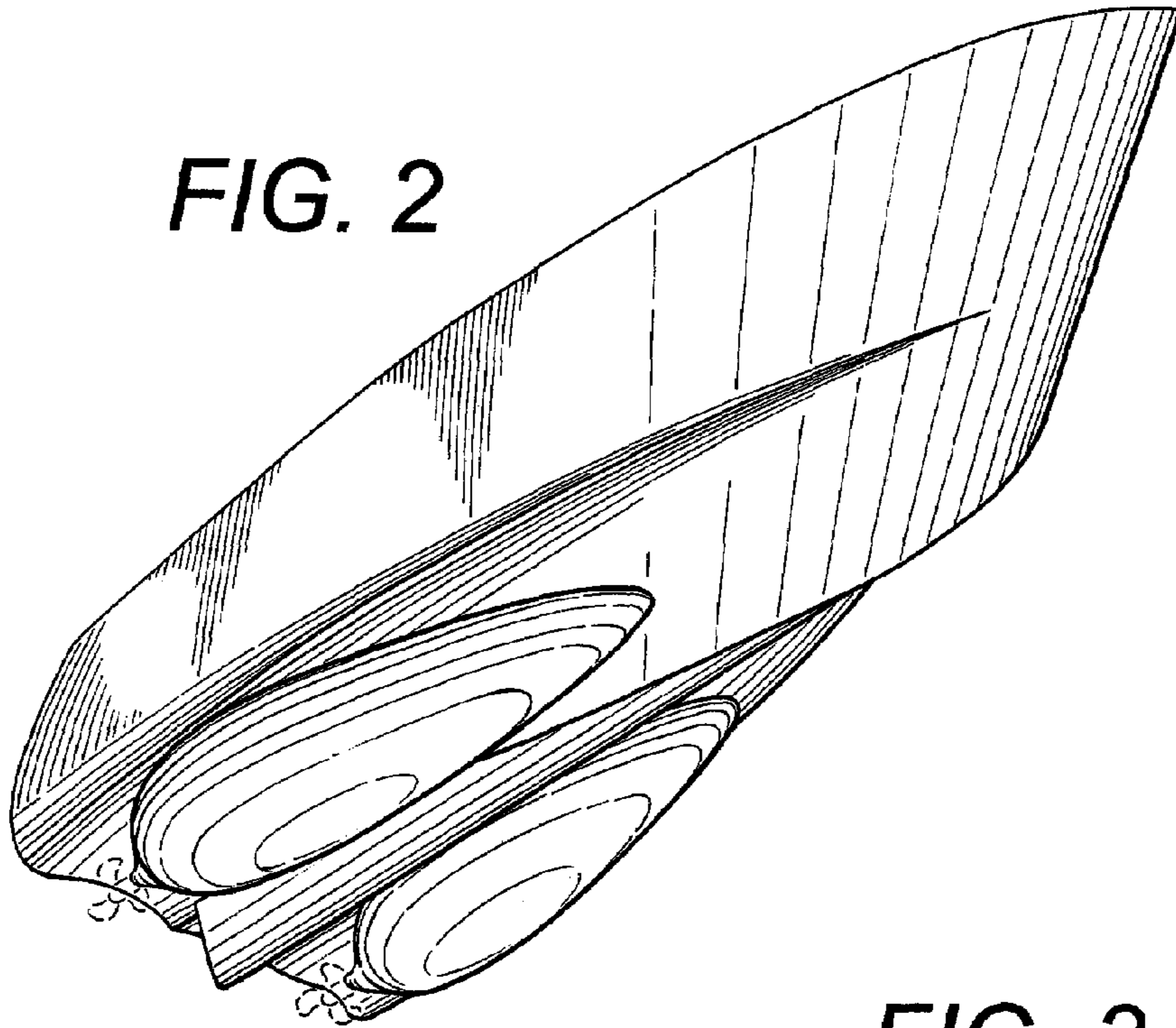


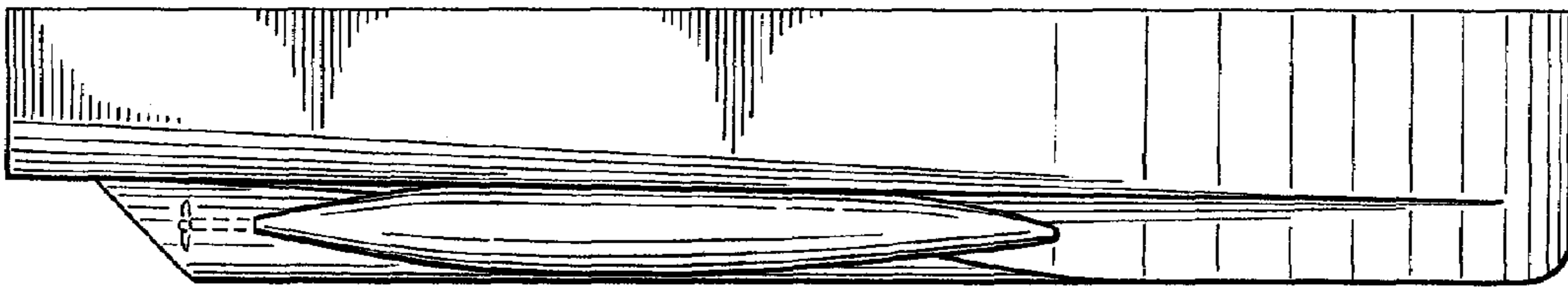
FIG. 1



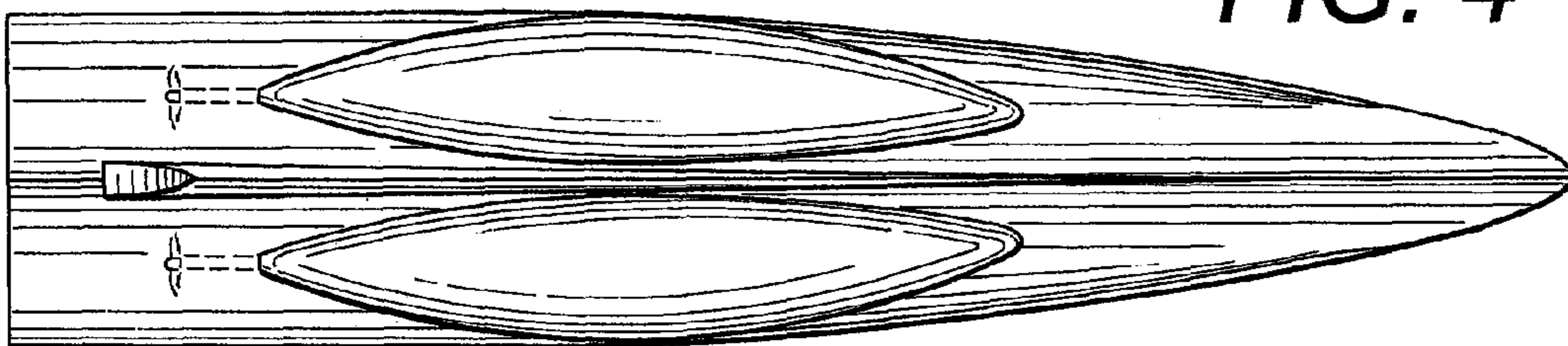
**FIG. 2**




**FIG. 3**



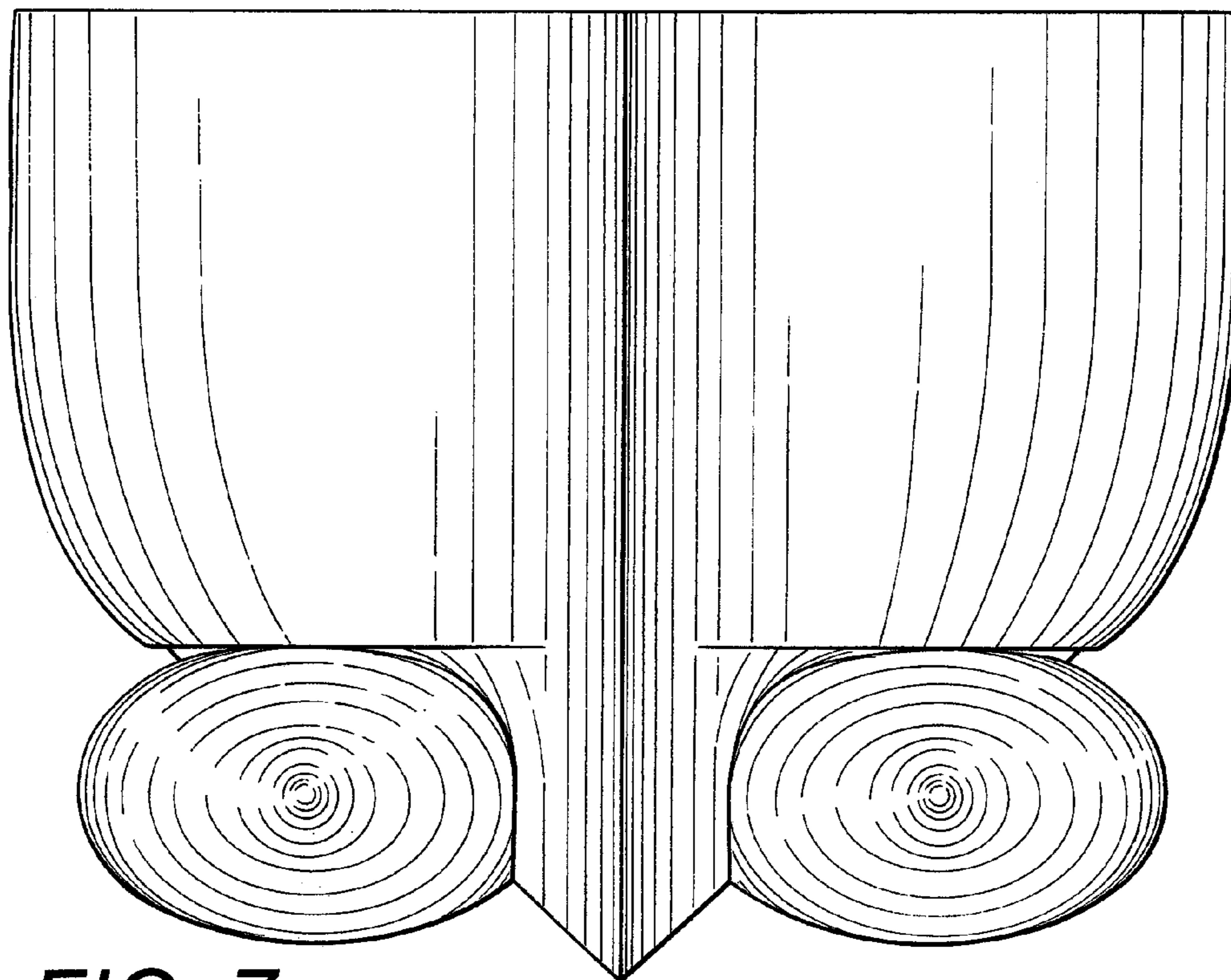
**FIG. 4**



**FIG. 5**



**FIG. 6**



**FIG. 7**

